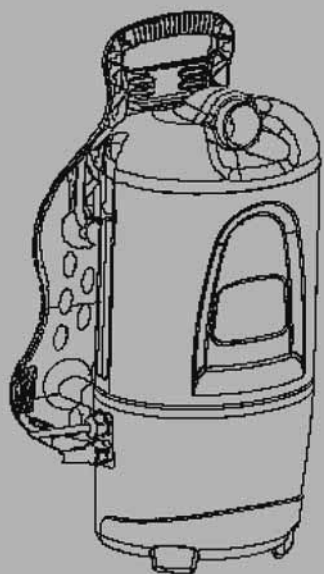




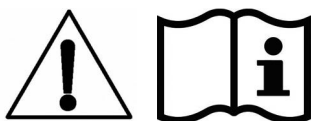
V-BP-7

Backpack Vacuum Cleaner
背包真空吸尘器

Operator and Parts Manual
操作和零件手册



Model Part No.
型号零件号
1070650 – 220V / 50 Hz CN



Tennant Cleaning Systems & Equipments Co., Ltd
Building 1, No. 3777 Caoying Road
Qingpu Shanghai, China 201712

坦能清洁系统设备（上海）有限公司
中国上海青浦漕盈路3777号1幢201712

www.tennantco.com.cn

9009656
Rev. 00 (05-2013)

This manual is furnished with each new model. It provides necessary operation and maintenance instructions and parts list. This machine will provide excellent service. However, the best results will be obtained at minimum costs if:

- The machine is operated with reasonable care.
- The machine is maintained regularly - per the machine maintenance instructions provided.
- The machine is maintained with manufacturer supplied or equivalent parts.



Protect the Environment

Please dispose of packaging materials, old machine components in an environmentally safe way according to local waste disposal regulations.

Always remember to recycle.

Machine Data

Please fill out at time of installation for future reference.

Model No. - _____

Serial No. - _____

Installation Date - _____

Technical Specifications

Model	V-BP-7
Voltage	220V
Frequency	50Hz
Rated Power	1400W
Airflow	3.4m ³ /h
Bag capacity	5.7 L
Cable Length	15 m
Filtration - HEPA	99.97% @0.3 micron
Weight	5 kg
Noise Level	69 dBA @ 1.5m
Protection Class	I
Vibrations at Controls	<2.5 m/s ²
Protection	IP20

Tennant Cleaning Systems & Equipments Co., Ltd
Building 1, No. 3777 Caoying Road
Qingpu Shanghai, China 201712
phone: 86 21 6922 53333
fax: 86 21 69225151
www.tennantco.com.cn

坦能清洁系统设备（上海）有限公司
中国上海青浦漕盈路3777号1幢201712
电话: 86 21 6922 53333
传真: 86 21 69225151
www.tennantco.com.cn

Specifications and parts are subject to change without notice.
Original Instructions. Copyright © 2013 Tennant Company,
All rights reserved. Printed in China.



READ ALL INSTRUCTIONS BEFORE USING THIS MACHINE



This symbol warns the operator of hazards and unsafe practices which could result in severe personal injury or death.



IMPORTANT SAFETY INSTRUCTIONS

This machine is designed exclusively to pick up dry dirt, debris and dust in an indoor environment and is not constructed for any other use. The pick up of any type of fluid or hazardous materials is prohibited. Only use accessories intended for machine.



WARNING- To reduce the risk of fire, explosion, electric shock, or injury:

1. Do not use unless trained and authorized.
2. Do not use machine with flammable liquids.
3. Do not use machine in the presence of flammable or combustible liquids/fumes/dusts.
4. Do not pick up any type of fluid, hazardous dust or toxic materials.
5. Do not use outdoors or on wet surfaces.
6. Unplug the vacuum cleaner immediately from mains supply if it is not working properly, if it has been dropped or damaged, if the vacuum cleaner came in contact with flammable liquids, combustible liquids/fumes/dusts, if you pick up any type of fluid, hazardous dust or toxic materials. Return the appliance to the nearest authorized dealer or service center for examination, repair, electrical or mechanical adjustment
7. Do not leave machine unattended when plugged in.
8. Do not handle plug or machine with wet hands.
9. Unplug from socket outlet before assembly, adjustment, changing accessories, user maintenance, cleaning and when not in use. Do not use with damaged cord or plug. If the cord is damaged, it must be replaced by the manufacturer, its service agent or a similarly qualified person in order to avoid a hazard.
10. Do not pick up anything that is burning or smoking.
11. Use only as described in this manual.
12. Do not close a door on cord, or pull cord around sharp edges or corners. Do not run appliance over cord. Keep cord away from heated surfaces.
13. Do not unplug by pulling on cord.
14. Keep hair, loose clothing, fingers, and all parts of body away from openings and moving parts.
15. Do not put any object into openings. Do not use with any opening blocked.
16. Do not allow to be used as a toy.
17. Use extra care when cleaning on stairs.
18. Do not use without dust bag and/or filters in place.
19. Do not modify machine from its original design.
20. Turn off all controls before unplugging.
21. This machine is not intended for use by persons (including children) with reduced physical, sensory or mental capabilities, or lack of experience and knowledge, unless they have been given supervision or instruction concerning use of the machine by a person responsible for their safety.
22. Children should be supervised to ensure that they do not play with machine.
23. After use wipe surface with a damp cloth and ensure the appliance is unplugged from the mains supply
24. Store the vacuum indoors at a dry location. Do not store it in an elevated location, for example a rack.

SAVE THESE INSTRUCTIONS

Replace label if missing or becomes damaged or illegible.

⚠ WARNING

TO REDUCE THE RISK OF FIRE, ELECTRIC SHOCK, OR INJURY:

- Do Not Use Near Flammable Liquids, Vapors or Combustible Dusts.
- Do Not Pick Up Flammable or Toxic Materials and Burning Debris.
- Do Not Operate With Damaged Power Cord. Do Not Modify Plug. Unplug Power Cord Before Cleaning or Servicing Machine.
- Do Not Use Outdoors or On Wet Surfaces. Do Not Expose to Rain.

⚠ 警告

降低火灾、电击或伤害危险的做法：

- 不要在靠近可燃液体、蒸气或易燃尘埃的地方使用。
- 请勿拾取易燃或有毒材料、燃烧或冒烟的垃圾或危险的粉尘。
- 不要操作损坏的电源线。不要修改电源线插头。在清理或维修机器前拔出电源线插头。
- 不要在室外或潮湿的地面上使用。不要暴露在雨中。室内存放。

1071204

每个新机型均随附本手册。本手册提供了必要的操作和维护说明以及部件清单。本机器将提供优质的服务。但是，如能做到以下几点，您将能够以用最低成本获得最佳效果：

- 谨慎操作机器。
- 定期维护机器——根据提供的机器维护说明。
- 使用厂家提供的或等价的部件维护机器。



保护环境

请根据当地废弃物处置规定，以环保的方式处置包装材料 and 用旧的机器组件。

务必将其回收。

机器数据

请在安装时填写，以供日后参考。

型号 - _____

序列号 - _____

安装日期 - _____

技术规格

型号	V-BP-7
电压	220V
频率	50Hz
额定功率	1400W
气流	3.4 m³/h
尘袋容积	5.7 L
线长	15m
过滤 - HEPA	99.97% @0.3 微米
重量	5 kg
噪音水平	69 dBA @ 1.5m
防护等级	I
控制振动	<2.5 m/s²
防护等级	IP20

Tennant Cleaning Systems & Equipments Co., Ltd
Building 1, No. 3777 Caoying Road
Qingpu Shanghai, China 201712
phone: 86 21 6922 53333
fax: 86 21 69225151
www.tennantco.com.cn

坦能清洁系统设备（上海）有限公司
中国上海青浦漕盈路3777号1幢201712
电话: 86 21 6922 53333
传真: 86 21 69225151
www.tennantco.com.cn

规格和部件如有变更，恕不另行通知。
原说明的翻译。Copyright © 2013 Tennant Company,
版权所有。中国印刷。



使用机器前请阅读所有说明



警告操作者存在危险和不安全操作，可能导致严重的人身伤害甚至死亡。



重要安全说明

室内环境中收集干性污垢、碎屑和尘土专用，不得作其他用途。禁止用本机器收集任何液体或危险性物质。仅可使用机器专用的配件。



警告——降低火灾、爆炸、电击或伤害危险的做法：

1. 未经培训或授权不得使用本机器。
2. 可燃性液体不得用于本机器。
3. 存在可燃性或易燃性液体/烟尘/粉尘时，不得使用本机器。
4. 不得将本机器用于收集任何液体、危险性粉尘或有毒物质。
5. 不得用于室外或潮湿表面。
6. 在下列情况下应立即将真空吸尘器的电源插头从插座拔出：
真空吸尘器没有正常工作；真空吸尘器跌落或受损；真空吸尘器接触可燃液体或者易燃液体/烟尘/粉尘；真空吸尘器吸入任何类型的液体、有害粉尘或有毒物质。将真空吸尘器送到最近的授权经销商或服务中心进行检查、维修或者电气或机械调整。
7. 机器通电时必须有人看管。
8. 不得用潮湿的手接触插头或机器。
9. 在进行组装、调整、更换配件、维护和清洁之前以及不使用时，应将真空吸尘器的电源插头从插座拔出。如果电缆或插头受损，切勿使用真空吸尘器。如果电缆受损，必须由制造商、服务代理或具有类似资质的人员进行更换以避免危险。
10. 不得用机器收集正在燃烧或冒烟的物体。
11. 按照本手册的说明使用机器。
12. 不得将电线夹在门缝中，或绕过尖锐的边缘或转角。
不得将电器放在电线上。电线须远离发热表面。
13. 拔下插头时不得直接拉电线。
14. 头发、宽松的衣服、手指以及身体任何部位应远离出口和移动部件。
15. 不得将任何物体放入出口。出口堵塞时不得使用机器。
16. 不得将机器作为玩具。
17. 在楼梯上使用时请多加小心。
18. 集尘袋和/或过滤器位置错误时不得使用。
19. 不得改变机器的原始设计。
20. 拔下插头前关闭所有控制装置。
21. 除非得到安全负责人关于机器使用的监督或说明，否则体能、感官、智力较差或缺乏经验与了解的人（包括儿童）不得使用本机器。
22. 应监督儿童以确保他们不会玩耍真空吸尘器。
23. 在使用后，务必将真空吸尘器的电源插头从插座拔出，然后用湿布擦拭表面。
24. 将真空吸尘器存放于室内干燥位置。切勿将其存放于较高位置，例如不能存放在架子上。

请妥善保管本说明

如果标签遗失、损毁或难以辨识，请更换标签。

⚠ WARNING

TO REDUCE THE RISK OF FIRE, ELECTRIC SHOCK, OR INJURY:


- Do Not Use Near Flammable Liquids, Vapors or Combustible Dusts.
- Do Not Pick Up Flammable or Toxic Materials and Burning Debris.
- Do Not Operate With Damaged Power Cord. Do Not Modify Plug. Unplug Power Cord Before Cleaning or Servicing Machine.
- Do Not Use Outdoors or On Wet Surfaces. Do Not Expose to Rain.

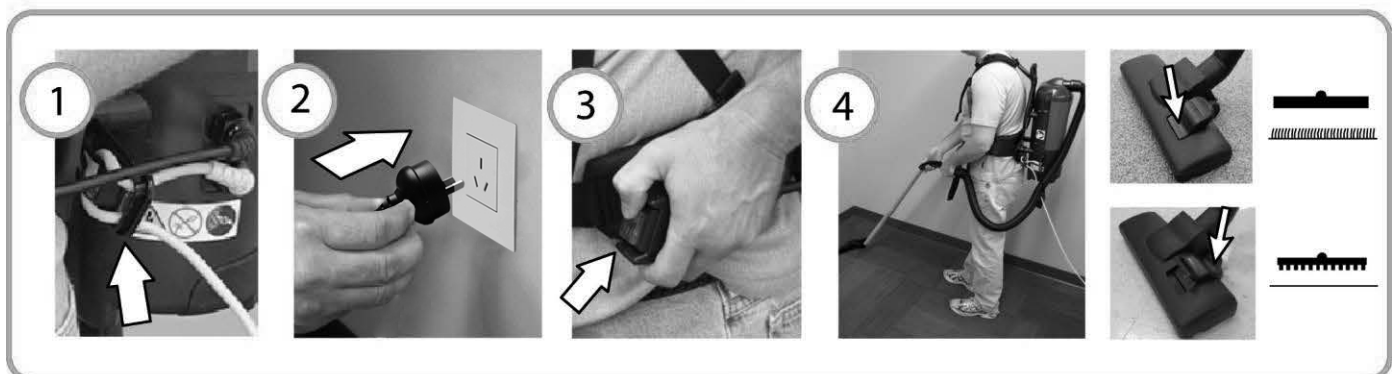

⚠ 警告



降低火灾、电击或伤害危险的做法：

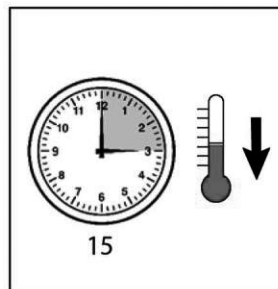






- 不要在靠近可燃液体、蒸气或易燃尘埃的地方使用。
- 请勿拾取易燃或有毒材料、燃烧或冒烟的垃圾或危险的粉尘。
- 不要操作损坏的电源线。不要修改电源线插头。在清理或维修机器前拔出电源线插头。
- 不要在室外或潮湿的地面上使用。不要暴露在雨中。室内存放。

1071204



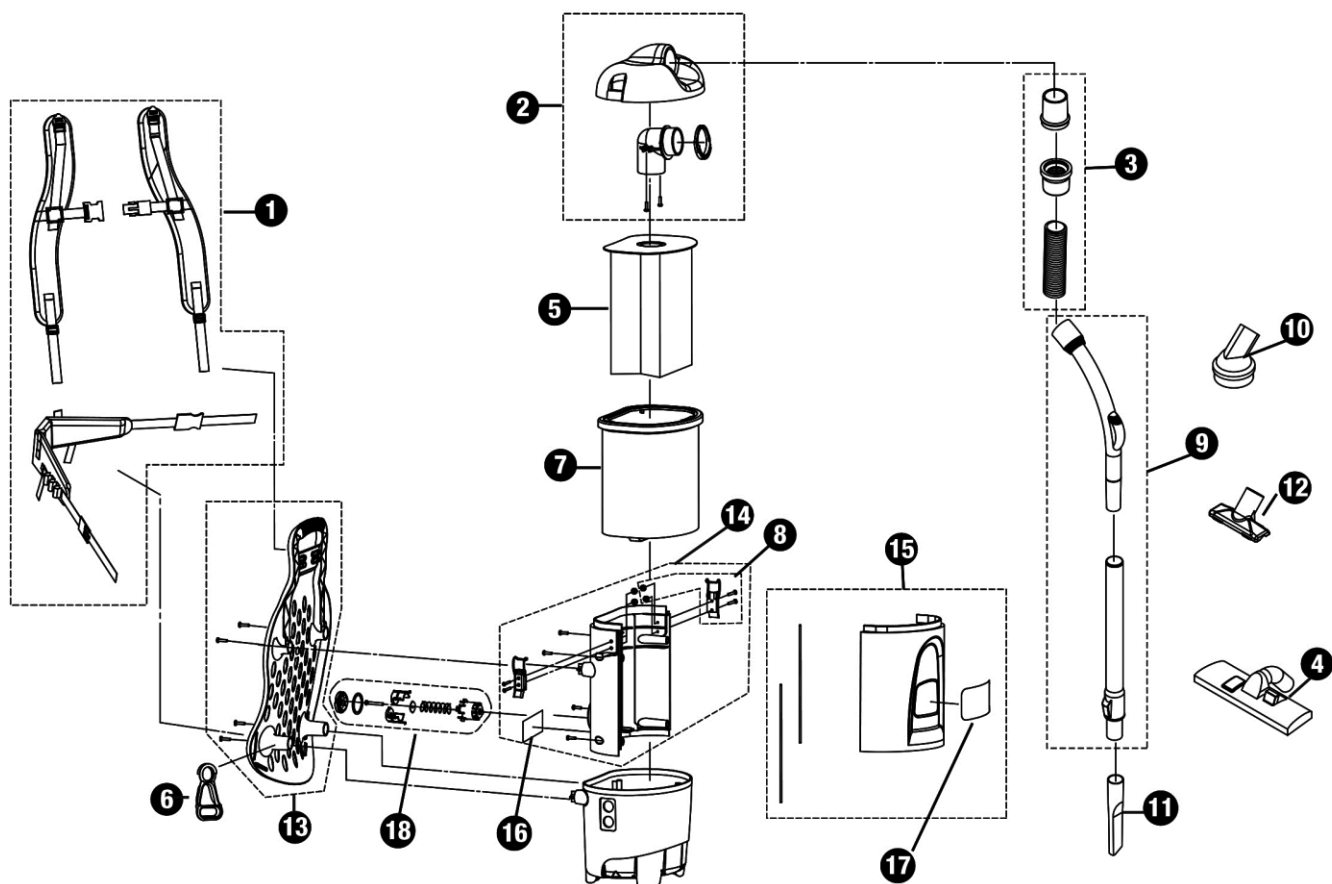






Parts List

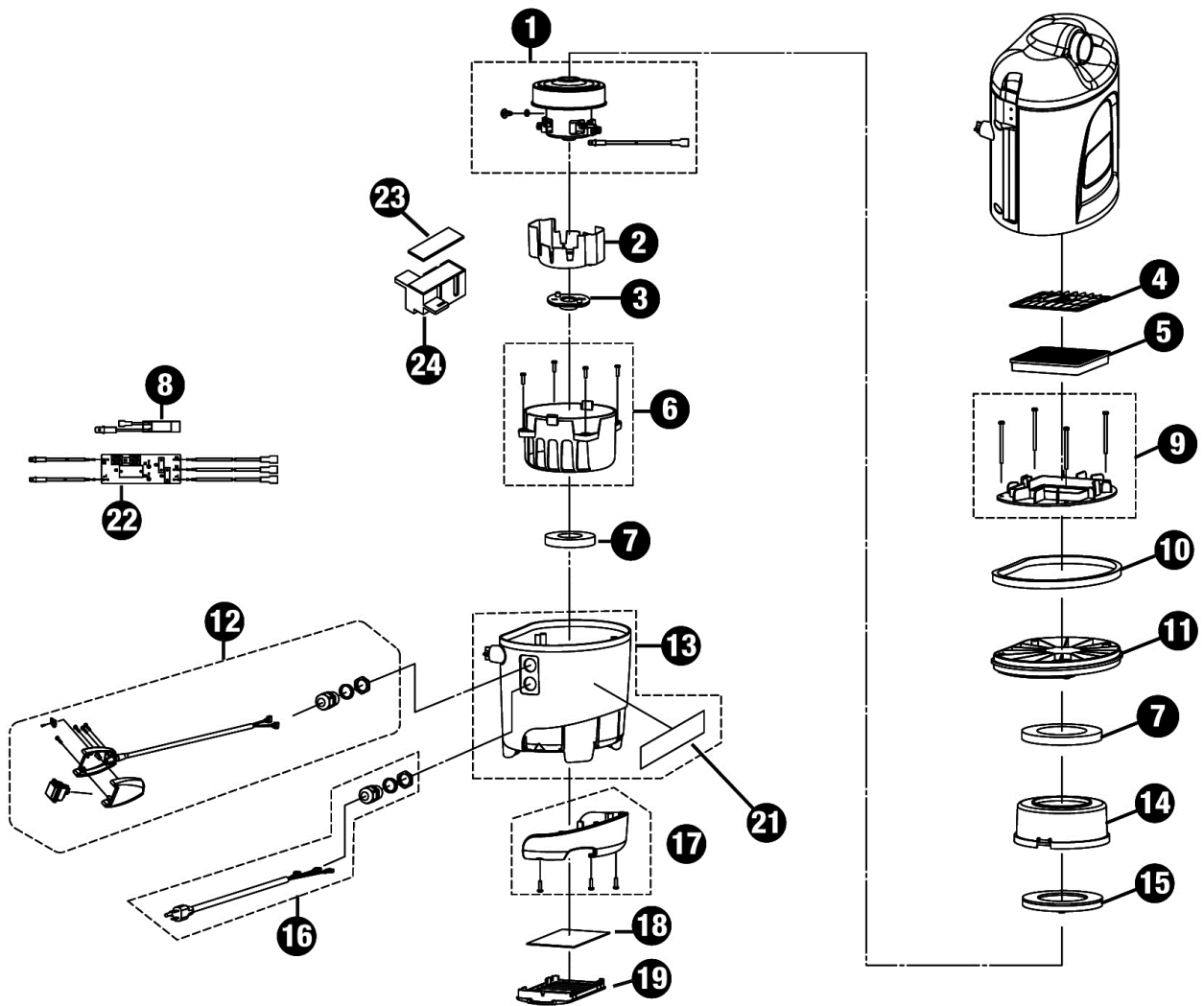
GROUP A



GROUP A

Ref.	Part No.	Description	Qty.
1	9007790	HARNESS, BACKPACK, FR/	1
2	9007783	COVER, HSNG, FR/ (Includes 2-#8x0.624" Screw)	1
3	9008775	HOSE, VACUUM, FR/	1
4	9008980	TOOL, PICKUP, FLOOR, FR/	1
5	9007784	BAG, VACUUM (pkg of 12)	1
5	9007866	BAG, VACUUM (Case of 16=192 bags)	1
5	9009520	9009520: BAG, CLOTH F/ [CN V-BP-7]	1
6	1037147	CLIP, CORD, STRAINRELIEF, BLK	1
7	9011416	BAG, CLOTH, AFMKT, 5.7 L [V-BP-7]	1
8	9007788	LATCH, BACKPACK, FR/ (Includes 2-#8x0.624", 2-M3 Washer)	1
9	9008776	WAND, TELESCOPIC, FR/	1
10	9008977	TOOL, BRUSH, DUST, FR/	1
11	9008978	TOOL, CREVICE, FR/	1
12	9008979	TOOL, UPHOLSTERY, FR/	1
13	9007787	BACKREST, FR/ (Includes 4-#10x0.75" Screw)	1
14	9009983	COVER, REAR, RELIEF VALVE, CN	1
15	9008774	COVER, FRONT, W/LABEL, FR/	1
16	1071204	LABEL, WARNING, [AC VAC EN/CN]	1
17	1060889	LABEL, LOGO, 03.9L WHITE / TL [TENNANT]	1
18	9011170	VALVE, RELIEF, SUC	1

GROUP B

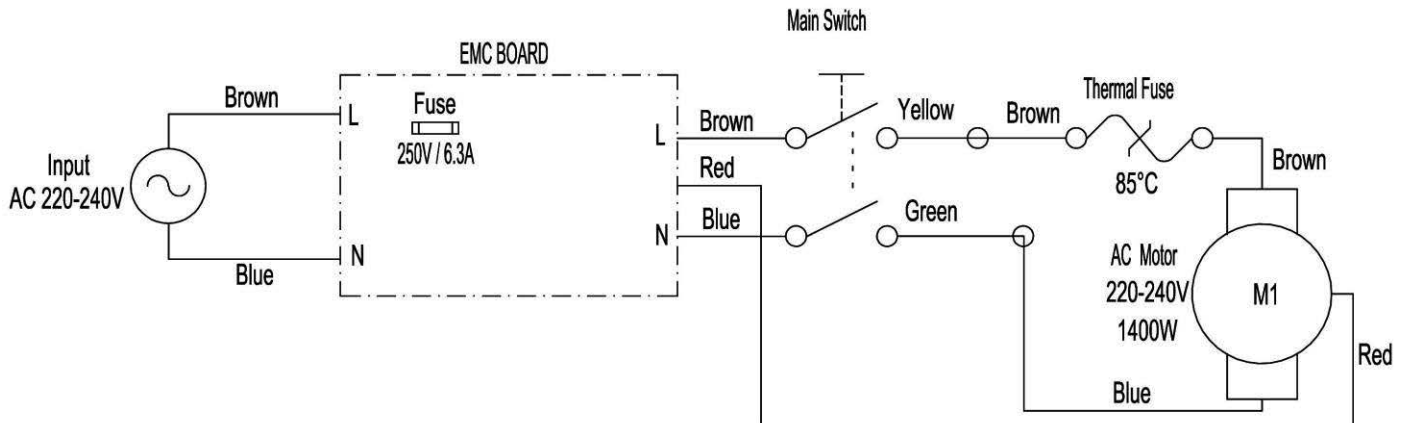


GROUP B

Ref.	Part No.	Description	Qty.
1	9008777	FAN, VACUUM, BACKPACK, 230V, FR / (Includes 1-M4x6 Set Screw)	1
2	9007803	SHROUD, MOTOR, BOTTOM, FR/	1
3	9007804	MOUNT, MOTOR, BOTTOM, FR/	1
4	9007813	FRAME, FLTR, CAP, FR/	1
5	9007812	FILTER, HEPA, FR/	1
6	9007805	SHROUD, MOTOR, BOTTOM, FR/ (Includes 4-#8x0.625" Screw)	1
7	9007806	MOUNT, MOTOR, KIT, FR/	1
8	9008783	SWITCH, THERMAL PROTECTION, 230V, FR/ (Includes 2-#6x0.375 Screw)	1
9	9007811	PLATE, FILTER, FR/ (Includes 4-#8x0.625 Screw)	1
10	9007810	SEAL, BODY, FR/	1
11	9007809	COVER, MOTOR, FR/	1
12	9008781	SWITCH, W/HARNESS, 230V, FR/	1
13	9007798	COVER, MOTOR, FR/	1
14	9007808	SHROUD, MOTOR, TOP, FR/	1
15	9007807	MOUNT, MOTOR, BOTTOM, FR/	1
16	9009678	CORD, POWER, FR/ CN	1
17	9007799	BUMPER, FR/ (Includes 3-#8x0.625" Screw)	1
18	9007800	FILTER, EXHAUST (pkg of 6) FR/	1
19	9007801	FRAME, FLTR, BOTTOM	1
21	9008185	LABEL, TRUE-HEPA	1
22	9008782	CIRCUITBOARD, LOGIC, 230V, FR/	1
23	9008773	COVER, BOX, CIRCUITBOARD, 230V, FR/	1
24	9008772	BOX, CIRCUITBOARD, 230V, FR/	1

Electrical Diagram

V-BP-7



Recommended Spare Parts

V-BP-7 Backpack Vacuum Cleaner	
9007866	VACUUM BAGS (Case of 16 = 192 bags)
9007784	VACUUM BAGS 12 per package (Paper)
9007800	EXHAUST FILTER (Pkg of 6)
9007812	HEPA FILTER
9011416	BAG, CLOTH, AFMKT, 5.7 L [V-BP-7]
9008781	SWITCH, W/HARNESS, FR/
9009678	CORD, POWER, FR/ CN
9008777	FAN, VACUUM, BACKPACK, FR/
9008977	TOOL, BRUSH, DUST, FR/
9008978	TOOL, CREVICE, FR/
9008979	TOOL, UPHOLSTERY, FR/
9008980	TOOL, PICKUP, FLOOR, FR/
9008775	HOSE, VACUUM, FR/

