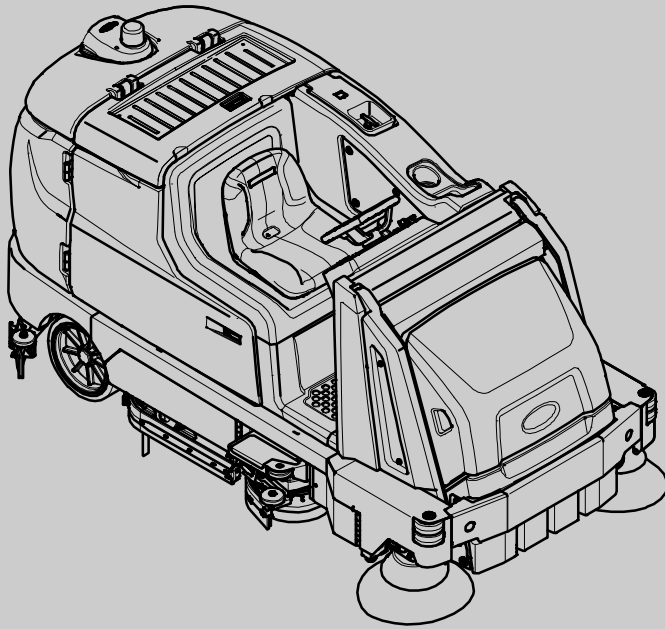
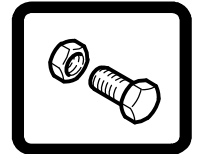




M17

(Battery)

Rider Scrubber Parts Manual



ES[®] Extended Scrub System
TennantTrue[®] Parts
IRIS[®] a Tennant Technology
Pro-Panel[™]
Insta-Fit[™] Adapter

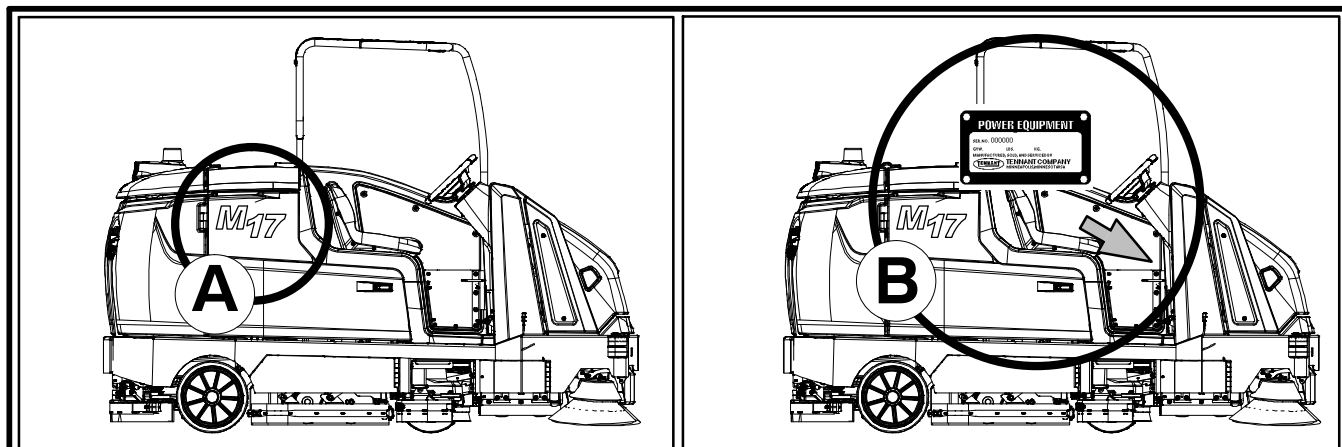


For latest Parts manual or other
language Operator manuals, visit:

www.tennantco.com/manuals

9017383
Rev. 05 (5-2019)





Ref	Part No.	Serial Number	Description	Q
1	82681	(000000—)	Bracket Wldt, Lpg Mount	1
2	63810	(000000—)	Latch Assy, Lpg Tank Mtg, W/Nut	4
51839	51839	(000000—)	Nut Adjustable, Lpg Tank Mtg	2
49263	49263	(000000—)	Tie, Cable	3
5	82556	(000000—)	Bracket, Vaporizer	1
6	54930	(000000—)	Vaporizer, LPG	1

EN	HOW TO ORDER PARTS – See diagram above Only use TENNANT Company supplied or equivalent parts. Parts and supplies may be ordered online, by phone, by fax or by mail. Follow the steps below to ensure prompt delivery.	
	<ol style="list-style-type: none"> 1. (A) Identify the machine model. 2. (B) Identify the machine serial number from the data plate. 3. (C) Ensure the proper serial number is used from the parts list. 4. Identify the part number and quantity. Do not order by page or reference numbers. 5. Provide your name, company name, customer ID number, billing and shipping address, phone number and purchase order number. 6. Provide detail shipping instructions. 	Please fill out at time of installation for future reference. Model No. – _____ Serial No. – _____ Machine Options – _____ Sales Rep. – _____ Sales Rep. phone no. – _____ Customer ID Number – _____ Installation Date – _____
	(D) ▽ – Identifies an assembly ▲ – Identifies parts included in assembly	

Tennant N.V.
 Industrielaan 6 5405 AB
 P.O. Box 6 5400 AA Uden–The Netherlands
 europe@tennantco.com
 www.tennantco.com

Specifications and parts are subject to change without notice.

Original Instructions, copyright © 2016 – 2019 TENNANT Company, Printed in The Netherlands

BG	КАК ДА ПОРЪЧВАМЕ ЧАСТИ - Вижте схемата по-горе Използвайте само части, доставени от TENNANT или техни еквиваленти. Частите и доставките могат да се поръчат онлайн, по телефон, факс или по пощата. Следвайте долупосочените стъпки, за да си осигурите бърза и точна доставка.	Моля, попълнете по време на монтажа за бъдеща справка. Модел Э – _____ Сериен Э – _____ Опции на машината – _____ Търговски представител – _____ Тел. Э на търг. представител – _____ Клиентски Э – _____ Дата на монтаж – _____
	1. (A) Посочете модела на машината. 2. (B) Посочете серийния номер на машината от табелката с техническите данни. 3. (C) Уверете се, че сте използвали точния сериен номер от списъка с части. 4. Посочва номера на частта и количеството. Не поръчвайте части според страницата или референтните номера. 5. Посочете своето име, наименованието на фирмата, клиентския номер, адреса за получаване на сметката и доставката, тел.номер и номера на поръчката. 6. Посочете подробни инструкции за доставката.	

- (D) ▽ – посочва начин на монтаж
 ▲ – посочва частите, включени в монтажа

CZ	OBJEDNÁVÁNÍ DÍLŮ - Viz schéma výše. Používejte pouze díly dodané společností TENNANT Company nebo jim odpovídající. Díly a materiál lze objednat online, telefonem, faxem nebo poštou. Aby bylo zajištěno rychlé dodání, postupujte podle kroků uvedených níže.	Vypíšte během sestavování pro budoucí potřebu. Číslo modelu – _____ Sériové číslo – _____ Doplnky zařízení – _____ Obchodní zástupce – _____ Tel. č. obchodního zástupce – _____ Číslo ID zákazníka – _____ Datum instalace – _____
	1. (A) Zjistěte model stroje. 2. (B) Zjistěte sériové číslo stroje z výrobního štítku. 3. (C) Použijte správné sériové číslo ze seznamu dílů. 4. Určete číslo a množství dílů. Neobjednávejte podle stran nebo referenčních čísel. 5. Uveďte jméno, název společnosti, číslo ID zákazníka, fakturační a dodací adresu, telefonní číslo a číslo objednávky. 6. Uveďte podrobné pokyny pro dodání.	

- (D) ▽ – označuje sestavu
 ▲ – označuje díly v sestavě

DE	BESTELLEN VON ERSATZTEILEN – Siehe oben stehendes Diagramm. Verwenden Sie nur von TENNANT gelieferte oder gleichwertige Ersatzteile. Ersatz- und Verschleißteile können online, telefonisch, per Fax oder per E-Mail bestellt werden. Befolgen Sie für eine umgehende Lieferung die folgenden Schritte.	Bitte bei der Inbetriebnahme als Referenzangabe ausfüllen. Modellnr. – _____ Seriennr. – _____ Maschinenoptionen – _____ Verkäufer – _____ Telefonnummer des Verkäufers – _____ Kundennummer – _____ Installationsdatum – _____
	1. (A) Geben Sie das Modell der Maschine an. 2. (B) Geben Sie die Seriennummer der Maschine an (auf dem Datenaufkleber). 3. (C) Achten Sie darauf, dass die richtigen Seriennummer aus der Ersatzteilliste verwendet wird. 4. Geben Sie die Ersatzteilnummer und die Menge an. Bestellen Sie nicht nach Seitenzahl oder Referenznummern. 5. Geben Sie Ihren Namen, den Firmennamen, die Kundennummer, die Rechnungs- und Lieferadresse, die Telefonnummer und die Einkaufsauftragsnummer an. 6. Erteilen Sie genaue Versandanweisungen.	

- (D) ▽ – steht für eine Einheit
 ▲ – steht für Einzelteile einer Einheit

DK	BESTILLING AF RESERVEDELE – Se ovenstående tabel. Brug kun reservedele, der er fremstillet af TENNANT, eller dele af tilsvarende kvalitet. Reservedele og tilbehør kan bestilles online, pr. telefon, pr. fax eller pr. brev. Følg nedenstående trin for at sikre hurtig levering.	Udfyld venligst på installationstidspunktet til fremtidig brug. Modelnr. – _____ Serienr. – _____ Maskineks-traudstyr – _____ Salgskonsulent. – _____ Salgskonsulentens tlf. – _____ Kunde-id-nr. – _____ Installationsdato – _____
	1. (A) Identificér maskinmodellen. 2. (B) Identificér maskinens serienummer på datamærkatet. 3. (C) Kontrollér, at det rigtige serienummer bruges i reservedelslisten. 4. Identificér reservedelsnummeret og antallet. Bestil ikke efter side- eller referencenumre. 5. Angiv dit navn, firmanavn, kunde-id-nummer, faktureringsadresse og leveringsadresse, telefonnummer og indkøbsordrenummer. 6. Angiv detaljerede instruktioner til forsendelse.	

- (D) ▽ – identificerer en enhed
 ▲ – identificerer reservedele i en enhed

EE	KUIDAS VARUOSI TELLIDA – vaadake alltoodud joonist Kasutage ainult TENNANT Company poolt tarnitud või samaväärseid varuosi. Varuosi ja tarvikuid saab tellida Interneti, telefoni, faksi või posti teel. Kiire kohaletoimetamise tagamiseks järgige alltoodud juhiseid.	
	1. (A) Märkige masina mudel. 2. (B) Märkige andmesildil olev masina seerianumber. 3. (C) Veenduge, et olete valinud varuosade loendist õige seerianumbri. 4. Märkige varuosa number ja kogus. Ärge tellige lehekülje– või viitenumbri alusel. 5. Märkige oma nimi, ettevõtte nimi, kliendinumber, arveldus– ja saatmisadress, telefoninumber ja ostutellimuse number. 6. Lisage täpsed saatmisjuhised.	Palun täitke paigaldamise ajal edaspidiseks viitamiseks. Mudeli number – _____ Seerianumber – _____ Masina lisavarustus – _____ Müügiesindus – _____ Müügiesinduse telefoninumber – _____ Kliendinumber – _____ Paigaldamise kuupäev – _____
	(D) ▽ – tähistab komplekti ▲ – tähistab komplektis olevaid osi	

ES	CÓMO SOLICITAR PIEZAS – Consulte el diagrama anterior. Utilice sólo las piezas suministradas por TENNANT Company o piezas equivalentes. Puede solicitar las piezas a través de internet, por teléfono, por fax o por correo. Siga los siguientes pasos para que la entrega sea rápida.	
	1. (A) Indique el modelo de máquina. 2. (B) Indique el número de serie de la etiqueta de datos. 3. (C) Asegúrese de que indica el número de serie correcto de la lista de piezas. 4. Indique la cantidad y el número de la pieza. No realice el pedido indicando el número de página o el de referencia. 5. Incluya su nombre, el nombre de la empresa, el ID de cliente, las direcciones de envío y facturación, el número de teléfono y el número del pedido de compra. 6. Facilite instrucciones de envío.	Rellene estos datos cuando realice la instalación para utilizarlos como referencia en el futuro. Nº modelo – _____ Nº serie – _____ Opciones de la máquina – _____ Vendedor – _____ Nº teléfono vendedor – _____ Nº cliente – _____ Fecha de instalación – _____
	(D) ▽ – identifica un conjunto ▲ – identifica piezas de un conjunto	

FI	KUINKA VARAOSIA TILATAAN – katso kuvaa yllä. Käytä ainoastaan TENNANTIN toimittamia tai niitä vastaavia varaosia. Voit tilata varaosia ja tarvikkeita internetistä, puhelimitse, faksilla tai sähköpostilla. Noudata seuraavia ohjeita täsmällisen toimituksen varmistamiseksi.	
	1. (A) Katso koneen malli. 2. (B) Katso koneen sarjanumero sen tunnustarrasta. 3. (C) Varmista, että osaluettelosta, että käytät oikeaa sarjanumeroa. 4. Katso osanumero ja kappalemäärä. Älä tilaa ilmoittamalla sivu- tai viitenumeroita. 5. Ilmoita nimesi, yrityksesi nimi, asiakasnumero, laskutus- ja toimitusosoite, puhelinnumero ja ostotilauksen numero. 6. Ilmoita yksityiskohtaiset toimitusosoitteet.	Ole hyvä ja täytä ottaessasi koneen käyttöön myöhempiä tarpeita varten. Mallinumero – _____ Sarjanumero – _____ Koneen lisävarusteet – _____ Myyntiedustaja – _____ Myyntiedustajan puhelinnumero – _____ Asiakasnumero – _____ Asennuspäivä – _____
	(D) ▽ – tarkoittaa kokoonpanoa ▲ – tarkoittaa kokoonpanoon sisältyviä osia	

FR	COMMENT COMMANDER DES PIÈCES DÉTACHÉES – Voir le schéma ci-dessus. Utilisez uniquement des pièces fournies par la société TENNANT ou équivalentes. Les pièces et fournitures peuvent être commandées en ligne, par téléphone, fax, ou par courrier. Suivez les étapes ci-dessous pour assurer une livraison rapide.	
	1. (A) Identifiez le modèle de la machine. 2. (B) Identifiez le numéro de série de la machine, à partir de l'étiquette signalétique. 3. (C) Assurez-vous que le numéro de série correct est utilisé à partir de la liste de pièces détachées. 4. Identifiez le numéro de pièce et la quantité. Ne commandez pas par page ou numéros de référence. 5. Fournissez votre nom, le nom de votre société, votre numéro d'identification de client, l'adresse de facturation et d'expédition, le numéro de téléphone et le numéro du bon de commande. 6. Fournissez des instructions d'expédition détaillées.	A remplir au moment de l'installation à titre de référence. N° du modèle – _____ N° de série – _____ Options de la machine – _____ Agent commercial – _____ N° tél. de l'agent commercial – _____ Numéro d'identification client – _____ Date d'installation – _____
	(D) ▽ – identifie un assemblage ▲ – identifie les pièces composant l'assemblage	

GR	ΤΡΟΠΟΣ ΠΑΡΑΓΓΕΛΙΑΣ ΑΝΤΑΛΛΑΚΤΙΚΩΝ - Βλ. παραπάνω διάγραμμα. Χρησιμοποιήστε μόνο ανταλλακτικά παρεχόμενα από την TENNANT Company ή ισοδύναμα. Τα ανταλλακτικά και αναλώσιμα μπορούν να παραγγελθούν online, τηλεφωνικά, με φαξ ή ταχυδρομικά. Ακολουθήστε τα παρακάτω βήματα για να εξασφαλίσετε την έγκαιρη αποστολή τους. 1. (A) Βρείτε το μοντέλο μηχανήματος. 2. (B) Βρείτε τον αριθμό σειράς του μηχανήματος από την ετικέτα στοιχείων. 3. (C) Βεβαιωθείτε ότι χρησιμοποιείται ο σωστός αριθμός σειράς από τον κατάλογο ανταλλακτικών. 4. Βρείτε κωδικό ανταλλακτικού και ποσότητα. Μην παραγγέλνετε βάσει σελίδας ή αριθμών αναφοράς. 5. Δώστε το όνομα σας, όνομα εταιρείας, ID (κωδικό) πελάτη, διεύθυνση τιμολόγησης και αποστολής, αριθμό τηλεφώνου και αριθμό εντολής προμήθειας. 6. Δώστε λεπτομερείς πληροφορίες αποστολής. (D) ▽ – υποδηλώνει υποσύστημα ▲ – υποδηλώνει τα μέρη που περιλαμβάνονται στο υποσύστημα	Παρακαλούμε συμπληρώστε κατά την ώρα της εγκατάστασης για μελλοντική αναφορά. Αρ. Μοντέλου – _____ Αρ. σειράς – _____ Επιλογές Μηχανήματος – _____ Εκπ. πωλήσεων – _____ Τηλ. εκπροσώπου πωλήσεων – _____ Αριθμός πελάτη – _____ Ημερομηνία εγκατάστασης – _____
----	--	--

HU	HOGYAN RENDELJÜNK ALKATRÉSZEKET - Lásd: fenti diagramm. Kizárólag TENNANT vagy azzal egyenértékű cserealkatrészeket használjon. Az alkatrészeket és anyagokat meg lehet rendelni az Interneten keresztül, vagy telefonon, faxon és e-mailben. A pontos szállítás érdekében kövesse az alábbi lépéseket. 1. (A) Adja meg a gép típusát. 2. (B) Az adatcímké alapján adja meg a gép gyártási számát. 3. (C) Ügyeljen arra, hogy a megfelelő gyártási számot válassza ki az alkatrészlistáról. 4. Adja meg a rendelési számot és a mennyiséget. A rendeléshez ne az oldalszámot vagy a hivatkozási számot használja. 5. Adja meg a nevét, a cége nevét, az ügyfélfazonosító számát, a számlázási és szállítási címét, a telefonszámát és a rendelési számot. 6. Adjon részletes szállítási utasításokat. (D) ▽ – a jel csomagra utal ▲ – a jel a csomagban található alkatrészekre utal	A későbbi visszakeresések érdekében kérjük, hogy a rovatokat az első üzembehelyezéskor töltsse ki. Típuszám – _____ Gyártási szám. – _____ A gép felszereltsége – _____ Kereskedelmi képviselő – _____ Kereskedelmi képviselő telefonszáma – _____ Ügyfél azonosító száma – _____ Üzembehelyezés dátuma – _____
----	---	---

IT	COME ORDINARE LE PARTI – Vedere schema precedente. Utilizzare solo ricambi forniti da TENNANT o equivalenti. Ricambi e forniture possono essere ordinati online, per telefono, via fax o per posta elettronica. Per ottenere una consegna rapida, seguire i passaggi indicati di seguito. 1. (A) Identificare il modello della macchina. 2. (B) Identificare il numero di serie della macchina dall'etichetta dei dati. 3. (C) Utilizzare il numero di serie corretto presente nell'elenco delle parti di ricambio. 4. Identificare numero di parte e quantità. Non ordinare per numero di pagina o di riferimento. 5. Fornire nome del contatto, nome della società, numero di ID cliente, indirizzo di fatturazione e di spedizione, numero di telefono e numero di ordine di acquisto. 6. Fornire istruzioni dettagliate per la spedizione. (D) ▽ – identifica un gruppo ▲ – identifica parti comprese in un gruppo	Compilare il modulo al momento dell'installazione per poterlo consultare in futuro in caso di necessità. N. Modello – _____ N. Serie – _____ Opzioni della macchina – _____ Venditore – _____ Tel. venditore – _____ Numero ID cliente – _____ Data di installazione – _____
----	---	--

LT	KAIP UŽSISAKYTI DALIS – žr. diagramą viršuje Naudokite tik "Tennant" kompanijos tiekiamas arba lygiavertes joms dalis. Dalis galite užsisakyti internetu, telefonu, faksu bei elektroniniu paštu. Kad užsakymas būtų greičiau įvykdytas, laikykites išvardytų taisyklių. 1. (A) Nurodykite mašinos modelį. 2. (B) Norodykite mašinos serijos numerį, kurį rasite ant duomenų žymės. 3. (C) Įsitinkite, kad nurodomas tikslus serijos numeris iš dalių sąrašo. 4. Nurodykite dalies numerį ir reikiamą kiekį. Neužsakinėkite pagal puslapius ar nuorodos numerius. 5. Nurodykite savo vardą, kompanijos pavadinimą, kliento ID numerį, sąskaitos išrašymo ir vežimo adresą, telefono numerį ir pirkimo užsakymo numerį. 6. Nurodykite išsamias gabenimo instrukcijas. (D) ▽ – žymi sistemą ▲ – nurodo sistemos dalis	Prašome užpildyti montavimo metu, siekiant gauti informaciją ateityje. Modelio nr. – _____ Serijos nr. – _____ Mašinos parinktys – _____ Prekybos atstovas – _____ Komivojažieriaus tel. nr. – _____ Pirkėjo ID numeris – _____ Sumontavimo data – _____
----	---	--

LV	<p>KĀ PASŪTĪT REZERVES DETALĀS — Skat. diagrammu iepriekš</p> <p>izmantojiet tikai TENNANT Company piegādātās vai tām līdzvērtīgas rezerves detaļas. Daļas un piegādi var pasūtīt internetā, pa tālruni, pa faksu vai pastu.</p> <p>Lai nodrošinātu savlaicīgu piegādi, sekojiet zemāk aprakstītajiem soļiem.</p> <ol style="list-style-type: none"> (A) Nosakiet mašīnas modeli. (B) Nosakiet mašīnas sērijas numuru uz tehnisko datu uzlīmes. (C) Pārliecinieties, ka tiek uzrakstīts attiecīgais sērijas numurs no detaļu saraksta. Nosakiet detaļas numuru un skaitu. Veicot pasūtījumus neatsaucieties uz lappušu vai norādes numuriem. Uzrakstiet savu vārdu, uzņēmuma nosaukumi, klienta identitātes numuru, adresi rēķina piesūtīšanai un piegādei un pirkuma pasūtījuma numuru. Sniedziet detalizētu informāciju par piegādi. <hr/> <p>(D) ▽ — nosaka ierīci i ▲ — nosaka detaļas, kas ir komplektā ar ierīci</p>	<p>Veicot uzstādīšanu, lūdzam pierakstīt attiecīgo informāciju izmantošanai turpmāk.</p> <p>Modeļa Nr. — _____</p> <p>Sērijas Nr. — _____</p> <p>Iekārtas papildaprīkojums— _____</p> <p>Pārdošanas pārst. — _____</p> <p>Pārdošanas pārst. tālr. Nr. — _____</p> <p>Klienta identitātes numuru— _____</p> <p>Uzstādīšanas datums— _____</p>
----	---	---

NL	<p>HOE ONDERDELEN TE BESTELLEN – Zie schema hierboven.</p> <p>Gebruik alleen onderdelen die door TENNANT Company zijn geleverd of soortgelijke onderdelen. Onderdelen en voorraden kunnen online, per telefoon, fax of schriftelijk besteld worden.</p> <p>Volg de stappen hieronder om een juiste levering te garanderen.</p> <ol style="list-style-type: none"> (A) Bepaal het machinemodel. (B) Lees het serienummer van de machine af van het gegevenslabel. (C) Zorg dat het juiste serienummer wordt gebruikt uit de onderdelenlijst. Bepaal het artikelnummer en het aantal. Bestel niet aan de hand van pagina's of referentienummers Geef uw naam, bedrijfsnaam, klantnummer, factuur- en leveringsadres, telefoonnummer en bestelnummer op. Geef gedetailleerde leveringsinstructies op. <hr/> <p>(D) ▽ — geeft een eenheid aan ▲ — geeft de onderdelen van de eenheid aan</p>	<p>Vul tijdens installatie de onderstaande gegevens in voor eventueel toekomstig gebruik.</p> <p>Modelnr. — _____</p> <p>Serienr. — _____</p> <p>Machine-opties — _____</p> <p>Verkoopvert. — _____</p> <p>Telnr. verkoopvert. — _____</p> <p>Klantnummer — _____</p> <p>Installatiedatum — _____</p>
----	---	--

NO	<p>HVORDAN BESTILLE DELER – Se diagram over.</p> <p>Bruk kun deler levert av TENNANT Company eller ekvivalente deler. Deler og forsyninger kan bestilles online, per telefon, per faks eller per post.</p> <p>Følg trinnene under for å sikre rask levering.</p> <ol style="list-style-type: none"> (A) Angi maskinmodellene. (B) Angi maskinens serienummer fra typeskiltet. (C) Forsikre deg om at korrekt serienummer brukes fra delelisten. Angi delenummer og antall. Bestill ikke ut fra side- eller referansenumre. Angi ditt navn, firmanavn, kunde-ID-nummer, fakturerings- og forsendelsesadresse, telefonnummer og innkjøpsordrenummer. Angi detaljerte forsendelsesinstruksjoner. <hr/> <p>(D) ▽ — angir en delegruppe ▲ — angir deler inkludert i en delegruppe</p>	<p>Fyll ut ved installasjonstidspunkt for fremtidig bruk.</p> <p>Modellnr. — _____</p> <p>Serienr.. — _____</p> <p>Maskinens tillegg — _____</p> <p>Salgsrep. — _____</p> <p>Salgsrep. telefonnr. — _____</p> <p>Kunde-ID-nummer — _____</p> <p>Installasjonsdato — _____</p>
----	---	--

PL	<p>JAK ZAMAWIAĆ CZĘŚCI - patrz schemat powyżej.</p> <p>Należy używać wyłącznie części dostarczanych przez firmę TENNANT Company lub równoważnych. Części i dostawy mogą być zamawiane online, przez telefon, faksem lub pocztą.</p> <p>Aby zapewnić szybką dostawę, należy przestrzegać następujących wskazówek.</p> <ol style="list-style-type: none"> (A) Określić model maszyny. (B) Określić numer seryjny maszyny znajdujący się na tabliczce znamionowej. (C) Odszukać ten numer seryjny w wykazie części. Określić numer części i ilość. Nie zamawiać na podstawie numeru strony lub liczby porządkowej wykazu. Podać swoje nazwisko, nazwę firmy, numer identyfikacyjny klienta, adres dostawy i dostarczenia rachunku, numer telefonu i numer zamówienia zakupu. Podać dokładne instrukcje dotyczące dostawy. <hr/> <p>(D) ▽ — oznacza zespół ▲ — oznacza część w zespole</p>	<p>Prosimy wpisać datę instalacji do późniejszego wykorzystania.</p> <p>Nr modelu— _____</p> <p>Nr seryjny — _____</p> <p>Opcje maszyny — _____</p> <p>Przedst. sprzedaży — _____</p> <p>Nr tel. przedst. sprzed. — _____</p> <p>Nr ident. klienta — _____</p> <p>Data instalacji — _____</p>
----	---	--

PT G	<p>COMO ENCOMENDAR PEÇAS – Consulte o diagrama acima.</p> <p>Utilize apenas peças fornecidas pela TENNANT Company ou equivalentes. As peças e consumíveis podem ser encomendados online, por telefone, fax ou correio.</p> <p>Siga os passos abaixo para garantir uma entrega rápida.</p> <ol style="list-style-type: none"> 1. (A) Identifique o modelo da máquina. 2. (B) Identifique o número de série da máquina que se encontra na etiqueta de dados. 3. (C) Certifique-se de que usa o número de série correcto da lista de peças. 4. Identifique o número de produto e a quantidade. Não encomende através de números de página ou de referência. 5. Forneça o seu nome, o nome da empresa, o número de ID do cliente, os endereços de facturação e entrega, o número de telefone e o número da nota de encomenda. 6. Forneça instruções de entrega detalhadas. 	<p>Preencha na altura da instalação para futura referência.</p> <p>Modelo nº – _____</p> <p>Nº de série – _____</p> <p>Opções da máquina – _____</p> <p>Vendedor – _____</p> <p>Telefone do vendedor – _____</p> <p>Número de ID do cliente – _____</p> <p>Data de instalação – _____</p>
	<p>(D) ▽ – identifica uma unidade ▲ – identifica peças incluídas numa unidade</p>	

RU	<p>КАК ЗАКАЗАТЬ ЗАПЧАСТИ - См. схему ниже.</p> <p>Используйте только запчасти, поставляемые компанией TENNANT или их аналоги. Запасные части и расходные материалы можно заказать в режиме онлайн, телефоном, факсом или электронной почтой.</p> <p>Для своевременной доставки следуйте описанным ниже инструкциям.</p> <ol style="list-style-type: none"> 1. (A) Укажите модель машины. 2. (B) Укажите серийный номер машины, обозначенный на табличке технических данных. 3. (C) Удостоверьтесь, что надлежащий серийный номер перечислен в списке запчастей. 4. Укажите номер детали и нужное количество. Не используйте номера страниц или ссылок. 5. Укажите свое имя, название компании, идентификационный номер покупателя, расчетный адрес и адрес доставки, телефонный номер и номер заказа на покупку. 6. Укажите подробные сведения о доставке. 	<p>Во время установки заполните, пожалуйста, эти сведения для того, чтобы ссылаться в дальнейшем.</p> <p>Модель Э – _____</p> <p>Серийный Э – _____</p> <p>Опции машины – _____</p> <p>Торговый представитель – _____</p> <p>Телефон торгового представителя – _____</p> <p>Идент. номер покупателя – _____</p> <p>Дата установки – _____</p>
	<p>(D) ▽ – означает узел ▲ – обозначает деталь узла</p>	

SE	<p>BESTÄLLNING AV RESERVDELAR – Se ovanstående schema.</p> <p>Använd endast delar från Tennant Company eller likvärdiga. Delar och material kan beställas online, telefoniskt, per fax eller post.</p> <p>Följ nedanstående steg för en snabb leverans.</p> <ol style="list-style-type: none"> 1. (A) Identifiera maskinens modell. 2. (B) Identifiera maskinens serienummer på typskylten. 3. (C) Kontrollera att rätt serienummer används från dellistan. 4. Identifiera artikelnumret och mängden. Beställ inte med hjälp av sido- eller referensnummer. 5. Uppge ditt namn, företagets namn, kundens ID-nummer, faktura- och leveransadress, telefonnummer och ordernumret vid inköp. 6. Ge detaljerade transportanvisningar. 	<p>Fyll i vid installation och spar för framtida bruk.</p> <p>Modellnr. – _____</p> <p>Serienr. – _____</p> <p>Tilvalsutrustning – _____</p> <p>Försäljare – _____</p> <p>Försäljarens tel.nr. – _____</p> <p>Kundnummer – _____</p> <p>Installationsdatum – _____</p>
	<p>(D) ▽ – identifierar en modul ▲ – identifierar delar som ingår i en modul</p>	

SK	<p>POSTUP PRI OBJEDNÁVANÍ ČASTÍ - Pozri vyššie uvedený diagram.</p> <p>Využívajte výhradne dielce dodané spoločnosťou TENNANT, alebo ich ekvivalenty. Dielce a položky je možné objednať online, telefonicky, faxom, alebo poštou.</p> <p>Na zabezpečenie promptného doručenia sa riadte nasledovnými krokmi.</p> <ol style="list-style-type: none"> 1. (A) Identifikujte model stroja. 2. (B) Z etikety s údajmi identifikujte sériové číslo stroja. 3. (C) Ubezpečte sa, že ste zadali správne sériové číslo zo zoznamu dielcov. 4. Identifikujte číslo dielu a množstvo. Neobjednávajte pomocou čísel strán, alebo referenčných čísel. 5. Zadajte Vaše meno, meno spoločnosti, ID číslo zákazníka, fakturačnú a prepravnú adresu, telefónne číslo a objednávacie číslo dielu. 6. Uveďte podrobné prepravné pokyny. 	<p>Vyplňte prosím pri inštalácii pre prípad potreby v budúcnosti.</p> <p>č. modelu – _____</p> <p>Sériové č. – _____</p> <p>Zvláštne prísľušenstvo stroja – _____</p> <p>Obchodné zastúpenie – _____</p> <p>Obch. zastúpenie tel. č. – _____</p> <p>ID č. zákazníka – _____</p> <p>Dátum inštalácie – _____</p>
	<p>(D) ▽ – identifikuje sadu ▲ – identifikuje časti sady</p>	

SL	NAROČANJE NADOMESTNIH DELOV - glejte zgornjo sliko.	
	<p>Uporabljajte samo originalne nadomestne dele Tennant ali enakovredne dele. Dele in potrošni material lahko naročite prek spleta, po telefonu, faksu ali pošti.</p> <p>Za zagotovitev čimbolj hitre dostave sledite spodnjim navodilom.</p> <ol style="list-style-type: none"> 1. (A) Ugotovite model stroja. 2. (B) Na ploščici s podatki poiščite serijsko številko stroja. 3. (C) Poskrbite, da na seznamu nadomestnih delov poiščete pravilno serijsko številko. 4. Poiščite številko dela in potrebno količino. Pri naročilih ne navajajte strani ali referenčne številke. 5. Navedite svoje ime, ime podjetja, ID številko stranke, naslova za dostavo in izdajo računa, telefonsko številko in številko naročila. 6. Navedite podrobna navodila za dostavo. <hr/> <p>(D) ▽ – označuje sklop ▲ – označuje dele sklopa</p>	
Prosimo, da ob vgradnji izpolnite te podatke, da vam bodo v prihodnje na voljo.		Št. modela – _____ Serijska številka – _____ Dodatna oprema stroja – _____ Prodajni predstavnik – _____ Telefonska št. prodajnega predstavnika – _____ Številka stranke – _____ Datum vgradnje – _____

TR	PARÇALARIN SİPARİŞ EDİLMESİ - Yukarıdaki şemaya bakın.	
	<p>Yalnızca TENNANT Company'den sağlanan veya eşdeğerde parçalar kullanın. Parça veya sarf malzemeleri çevrimiçi olarak, telefonla, faksla veya postayla sipariş edilebilir.</p> <p>Zamanında teslimatı sağlamak için aşağıdaki adımları izleyin.</p> <ol style="list-style-type: none"> 1. (A) Makine modelini belirtin. 2. (B) Veri etiketinden makine seri numarasını belirtin. 3. (C) Parça listesinden uygun seri numarasının kullanıldığınıdan emin olun. 4. Parça numarasını ve miktarını belirtin. Sayfa veya referans numaralarını kullanarak sipariş vermeyin. 5. Adınızı, şirketinizin adını, müşteri kimlik numaranızı, faturalama ve sevkiyat adreslerini, telefon numarasını ve satın alma siparişi numarasını belirtin. 6. Ayrıntılı sevkiyat talimatlarını belirtin. <hr/> <p>(D) ▽ – bir tertibatı belirtir ▲ – tertibattaki parçaları belirtir</p>	
İleri tarihlerde başvurmak için lütfen kurulum sırasında doldurun.		Model No. - _____ Seri No. - _____ Makine Seçenekleri - _____ Satış Temsilcisi - _____ Satış Temsilcisi telefon no. - _____ Müşteri Kimlik Numarası - _____ Kurulum Tarihi - _____

General Recommended Maintenance Items

Ref.	Part No.	Serial Number	Description	Qty.
▽	9020270	(0000-) Service Kit [T17]	1
▲	1207086	(0000-) Blade, Front Squeegee 56.6l (Linard)	1
▲	1207087	(0000-) Blade, Rear Squeegee 60.6l (Linatex)	1
▲	1213211	(0000-) Blade, Sqge, Side, Linatex	2
▲	1037822	(0000-) Filter, Panl, Dust, 2.0 X 06.1 X 07.6	1
▲	1206370	(0000-) Hose Assy, Drain, 3.0 Id 35 L	1
▲	1207661	(0000-) Hose Assy, Rear Squeegee	1
▲	9020233	(0000-) Caster Assy, Sq, Rear, Afmkt [T17]	2
▽	9020271	(0000-) Squeegee Kit, Rear_Side, Linatex [T17]	1
▲	1207086	(0000-) Blade, Front Squeegee 56.6l (Linard)	1
▲	1207087	(0000-) Blade, Rear Squeegee 60.6l (Linatex)	1
▲	1213211	(0000-) Blade, Sqge, Side, Linatex	2
▽	9020272	(0000-) Squeegee Kit, Rear_Side, Urethane [T17]	1
▲	1208356	(0000-) Blade, Front Squeegee 56.6l (Urethane)	1
▲	1208357	(0000-) Blade, Rear Squeegee 60.6l (Urethane)	1
▲	1213266	(0000-) Blade, Sqge, Side, Ure	2
▽	9015028	(0000-) Belt Kit, Swp, Afmkt [M17]	1
▲	1217546	(0000-) Belt, Ribbed, 40.5l [Pj07]	1
▲	1217545	(0000-) Belt, Ribbed, 29.8l [Pj07]	1
▲	1221590	(0000-) Tool, Installation, Belt [M17]	1
	9015044	(000000-) Tire Kit, Front, Std, Gray [M17]	1
	1212112	(000000-) Tire, Solid, 15.0 X 5.0, Poly, Std	1
▽	9015026	(000000-) Skirt Kit, Swp, Afmkt [M17]	1
▲	1219071	(000000-) Skirt, Sweep, Rh	1
▲	1218918	(000000-) Skirt, Hd, Sweep, Rear	1
▲	1219236	(000000-) Skirt, Recycle	1
▲	1219033	(000000-) Skirt, Hd, Sweep, Lh	1
▽	9015027	(000000-) Seal Kit, Swp, Afmkt [M17]	1
▲	1222527	(000000-) Seal, Diverter, Rear	1
▲	1219243	(000000-) Skirt, Deflector	2
▲	1219083	(000000-) Skirt, Blade, Deflector	1
	9015023	(000000-) Seal Kit, Hppr, Afmkt [M17]	1
	1066434	(000000-) Seal, Afmkt, Bulb, Dual, 12ft [F/.30gap]	1
	9014285	(000000-) Caster Kit, Rear Squeegee, Am	1
	1216319	(000000-) Blade, Sqge, Sba, Inner [Linard]	1
	1216321	(000000-) Blade, Sqge, Sba, Linatex	1
	1216320	(000000-) Spacer, Blade	1

SECTION 2

Contents	Page
Fig. 1 – Replacement Brushes, Scrub Head	2-2
Fig. 2 – Replacement Brushes, Sweeping and Side Scrub	2-4
Fig. 3 – Main Frame Group	2-6
Fig. 4 – Front Cover Group	2-8
Fig. 5 – Steering Wheel Group	2-10
Fig. 6 – Power Steering Group	2-12
Fig. 7 – Brake and Directional Pedals Group . . .	2-14
Fig. 8 – Instrument Panel Group	2-16
Fig. 9 – Seat Group	2-18
Fig. 10 – Deluxe Seat Kit	2-20
Fig. 11 – Drive Wheel Group	2-22
Fig. 12 – Drive Wheel Electrical Group	2-24
Fig. 13 – Rear Wheels and Brake Group	2-26
Fig. 14 – Sweeping Main Brush Drive Motor Group	2-28
Fig. 15 – Sweeping Main Brush Idler Group	2-30
Fig. 16 – Sweeping Main Brush Frame Group . .	2-32
Fig. 17 – Sweeping Main Brush Skirt Kit	2-34
Fig. 18 – Sweeping Main Brush Seal Kit	2-36
Fig. 19 – Sweeping Main Brush Lift Group	2-38
Fig. 20 – Sweeping Side Brush Lift Group, Right Side	2-40
Fig. 21 – Sweeping Side Brush Motor Group, Right Side	2-42
Fig. 22 – Sweeping Side Brush Lift Group, Left Side	2-44
Fig. 23 – Sweeping Side Brush Motor Group, Left Side	2-46
Fig. 24 – Scrub Head Lift Group	2-48
Fig. 25 – Scrub Head and Drive Motor Group, Disk	2-50
Fig. 26 – Scrub Head Frame Group, Cylindrical .	2-52
Fig. 27 – Scrub Head Drive Motors Group, Cylindrical	2-54
Fig. 28 – Scrub Head Side Squeegee Group, Right Hand	2-56
Fig. 29 – Scrub Head Side Squeegee Group, Left Hand	2-58
Fig. 30 – Plastic Hopper and Bumper Group . . .	2-60
Fig. 31 – Hopper Cover Group	2-62
Fig. 32 – Hopper Lift Arm Group	2-64
Fig. 33 – Hopper Chain Roller and Cover Group	2-66
Fig. 34 – Hopper Hydraulic Lift Pump Group . . .	2-68
Fig. 35 – Hopper Vacuum Fan Group	2-70
Fig. 36 – Hopper Filter Shaker Group	2-72
Fig. 37 – Plastic Hopper Pre-Filter and Dump Door Group	2-74
Fig. 38 – Solution Tank Group	2-76
Fig. 39 – Solution Supply Group	2-78
Fig. 40 – Recovery Tank Group	2-80
Fig. 41 – Tank Drains Group	2-82

Contents	Page
Fig. 42 – Vacuum Fans and Rear Side Door Group	2-84
Fig. 43 – Rear Squeegee Lift Group	2-86
Fig. 44 – Rear Squeegee Linkage Group	2-88
Fig. 45 – Rear Squeegee Group	2-90
Fig. 46 – Right Hand Door and Battery Cover Group	2-92
Fig. 47 – Electrical Box Group	2-94
Fig. 48 – Electrical Box Wires Group	2-96
Fig. 49 – Electrical Circuit Breaker Box Group, Sweeping	2-98
Fig. 50 – Electrical Box Group, Sweeping	2-100
Fig. 51 – Electrical Schematic (0000–0499) . . .	2-102
Fig. 52 – Electrical Schematic (0500–) . . .	2-108
Fig. 53 – Wire Harnesses Group	2-115
Fig. 54 – Label Group	2-122

Fig. 1 – Replacement Brushes, Scrub Head

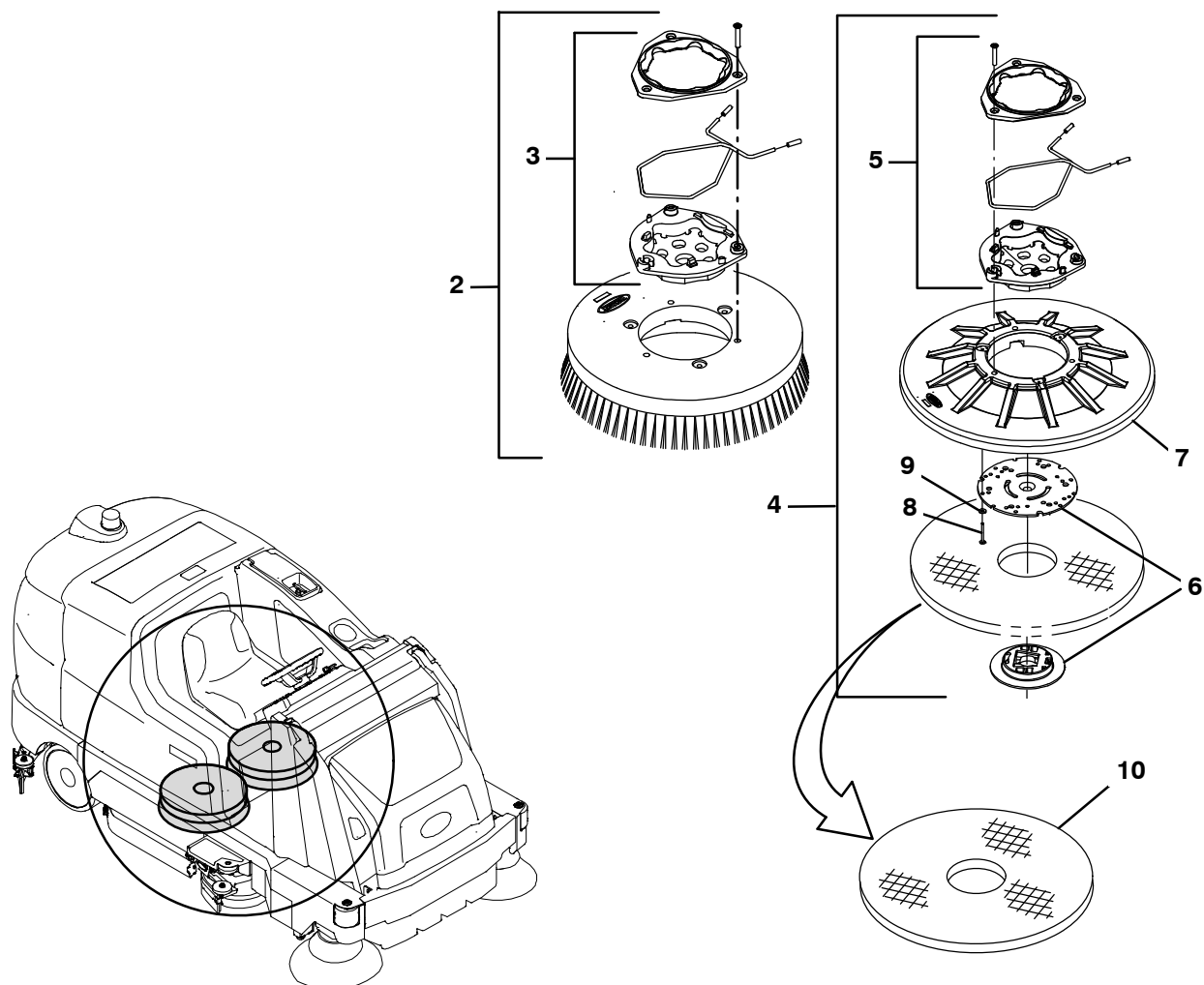
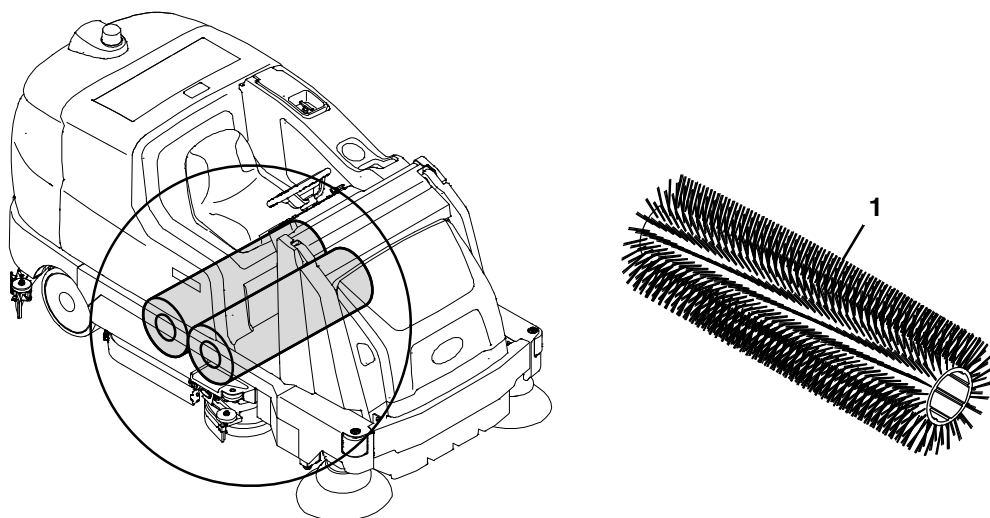


Fig. 1 – Replacement Brushes, Scrub Head

Ref.	Part No.	Serial Number	Description	Qty.
	1	386230	(0000-) Brush, Scb, 39l, 20sr, Polypropylene, Spl	2
	1	386240	(0000-) Brush, Scb, 39l, 20sr, Super Abrasive, Spl	2
	1	386250	(0000-) Brush, Scb, 39l, 20sr, Nylon, Spl	2
▽	2	1223636	(0000-) Brush, Disk, Scb, 20.0d, Nylon 6.12	2
▲	3	9014666	(0000-) Brush Kit, Hub Assy, Drive, Ci [Uhmw]	1
▽	2	1223637	(0000-) Brush, Disk, Scb, 20.0d, Polypropylene	2
▲	3	9014666	(0000-) Brush Kit, Hub Assy, Drive, Ci [Uhmw]	1
▽	2	1223639	(0000-) Brush, Disk, Scb, 20.0d, Super Abrasive	2
▲	3	9014666	(0000-) Brush Kit, Hub Assy, Drive, Ci [Uhmw]	1
▽	4	1223638	(0000-) Driver, Pad, 20.0d	2
▲	5	9014666	(0000-) Brush Kit, Hub Assy, Drive, Ci [Uhmw]	1
▲	6	370095	(0000-) Device, Centering, Clip On, TI [Gf Pp]	1
▲	7	397980	(0000-) Disk, Driver, Pad, W/ Face, 20.0d	1
▲	8	09198	(0000-) Screw, Pan, Phl, M4 X 0.70 X 35, Ss	3
▲	9	41579	(0000-) Washer, Flat, 08, Ss	3
	10	994539	(0000-) Pad, Polish, 20.0/510, White [5pc]	2
	10	994540	(0000-) Pad, Buff, 20.0d /510, Red [5pc]	2
	10	994541	(0000-) Pad, Scrub, 20.0inch /510, Blue [5pc]	2
	10	994542	(0000-) Pad, Strip, 20.0/510, Brown[1pick=5pads]	2
	10	994543	(0000-) Pad, 20.0/510 [3m, Hi-Pro, 5pc]	2

Fig. 2 – Replacement Brushes, Sweeping and Side Scrub

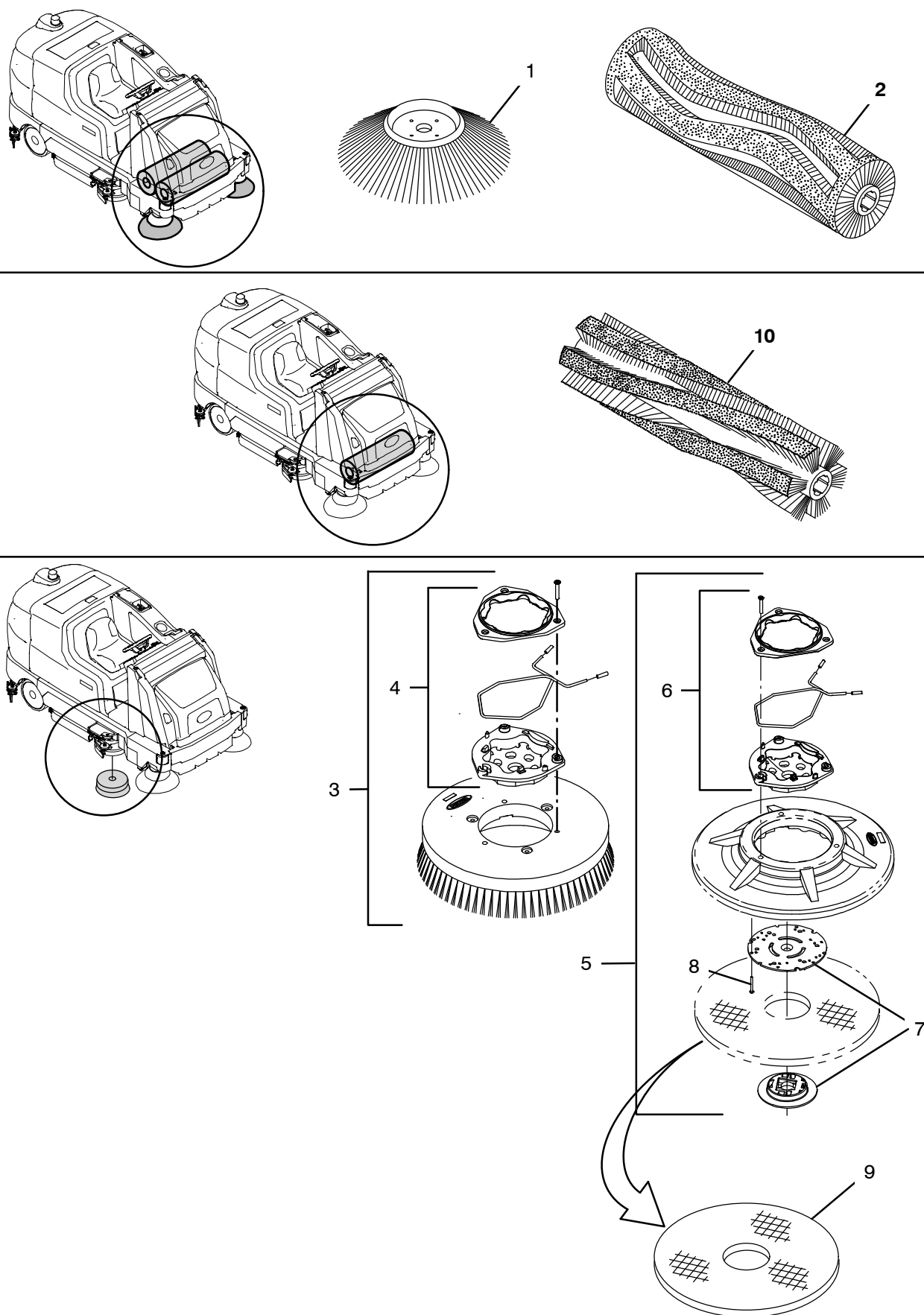


Fig. 2 – Replacement Brushes, Sweeping and Side Scrub

Ref.	Part No.	Serial Number	Description	Qty.
	1	1225549	(0000-) Brush, Disk, Swp, 20.0d, Polypropylene	2
	2	1225398	(0000-) Brush, Swp, 35l, Wedge, Polypropylene, Spl	2
	2	9017101	(0000-) Brush Kit, Swp, Polypropylene Wedge [Set Of 2]	1
▽	3	1223609	(0000-) Brush, Disk, Scb, 13.0d, Heavy Duty Polypropylene	1
▲	4	9014662	(0000-) Brush Kit, Hub Assy, Drive, Ci [Hdpe In]	1
▽	3	1220230	(0000-) Brush Assy, Disk, Scb, 13.0d, Nylon	1
▲	4	9014662	(0000-) Brush Kit, Hub Assy, Drive, Ci [Hdpe In]	1
▽	3	1220232	(0000-) Brush Assy, Disk, Scb, 13.0d, Super Abrasive	1
▲	4	9014662	(0000-) Brush Kit, Hub Assy, Drive, Ci [Hdpe In]	1
▽	3	1220240	(0000-) Brush Assy, Disk, Scb, 13.0d, Polypropylene	1
▲	4	9014662	(0000-) Brush Kit, Hub Assy, Drive, Ci [Hdpe In]	1
▽	5	1223610	(0000-) Driver Assy, Pad, 13.0d	1
▲	6	9014664	(0000-) Brush Kit, Hub Assy, Drive, Ci [Hdpe]	1
▲	7	370095	(0000-) Device, Centering, Clip On, TI [Gf Pp]	1
▲	8	360943	(0000-) Screw, Pan, Phl, 10-14 X 0.75, F/ Plstc	3
	9	994514	(0000-) Pad, Stripping, 13.0/330, Brown[5pc]	1
	9	994515	(0000-) Pad, Scrub, 13.0inch /330, Blue [5pc]	1
	9	994516	(0000-) Pad, Buff, 13.0/330, Red [5pc]	1
	9	994513	(0000-) Pad, Polish, 13.0/330, White [5pc]	1
	9	1051024	(0000-) Pad, Surf Prep, 13.0d [Maroon, 1pick=1pad]	1
	10	1231527	(0500-) Brush, Swp, 34l, 05dr, Polypropylene, Spl	1

Fig. 3 – Main Frame Group

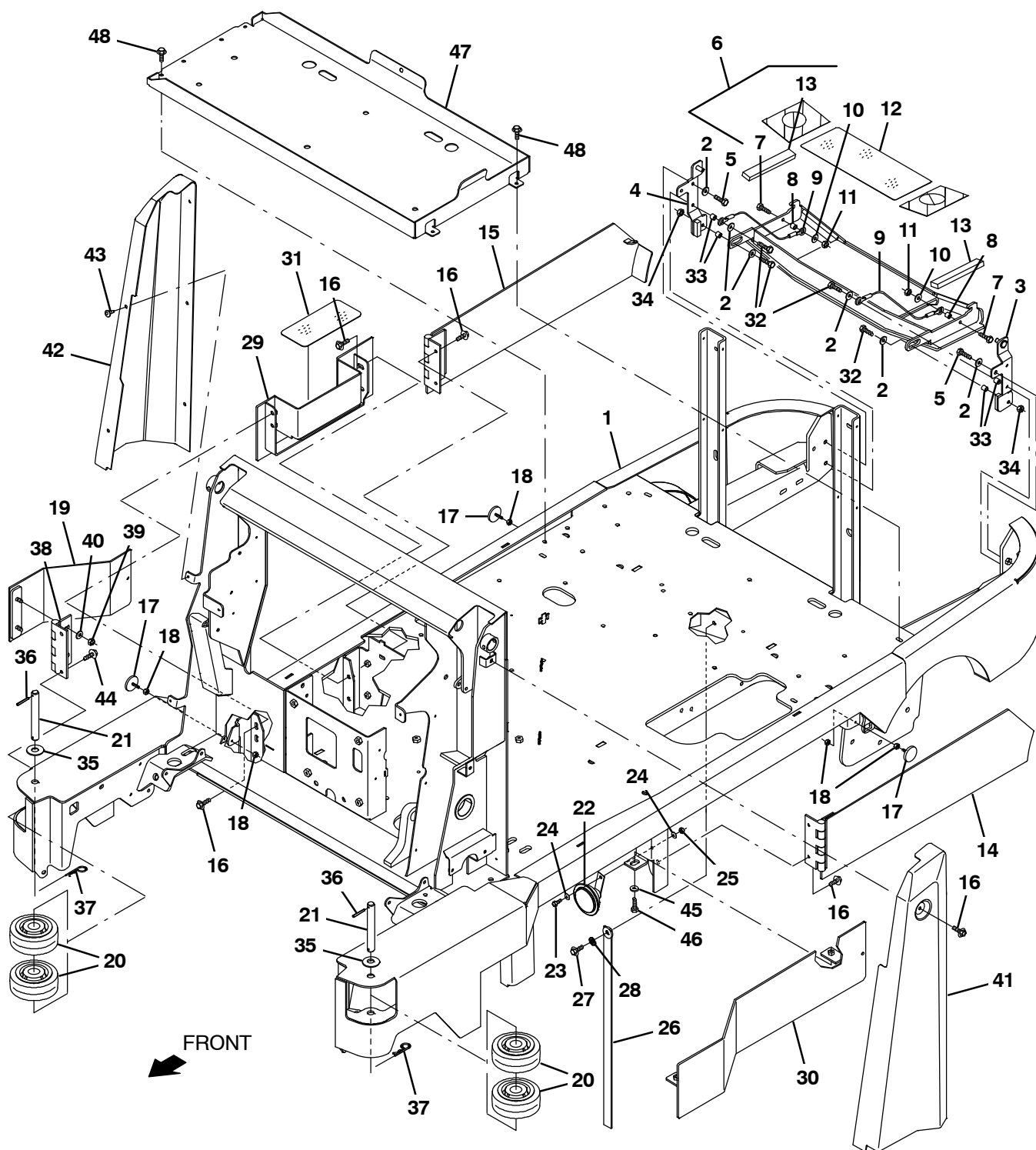


Fig. 3 – Main Frame Group

Ref.	Part No.	Serial Number	Description	Qty.
	1	1215151	(0000–0499) Frame Wldt, Main [M17]	1
	1	1236287	(0500–) Frame Wldt, Main [M17]	1
	2	01685	(0000–) Washer, Flat, 0.38b 0.88d .08, Ss	8
	3	1208363	(0000–) Bracket Wldt, Lh, Mtg, Door	1
	4	1208364	(0000–) Bracket Wldt, Rh, Mtg, Door	1
	5	09011	(0000–) Screw, Hex, M8 X 1.25 X 30, Ss	4
▽	6	9020273	(0000–) Bumper Kit, Rear, Afmkt [T17]	1
▲	7	09023	(0000–) Screw, Hex, M8 X 1.25 X 35, Fl, Ss	2
▲	8	222516	(0000–) Sleeve, P/m 0.32B 0.50D 0.3L [430Ss]	2
▲	9	87172	(0000–) Cable, Glv .13d 010.0l .52eye /.52eye	2
▲	10	01685	(0000–) Washer, Flat, 0.38b 0.88d .08, Ss	2
▲	11	08713	(0000–) Nut, Hex, Lock, M8 X 1.25, NI, Ss	2
▲	12	1210711	(0000–) Tread, Non–Skid–Step, 5.5w 13.8l	1
▲	13	1212350	(0000–) Bumper, Strip. 1.0	2
	14	1205863	(0000–) Door Wldt, Brush, Lh	1
	15	1205864	(0000–) Door Wldt, Brush, Rh	1
	16	1037346	(0000–) Screw, Hex, M8 X 1.25 X 25, 9.8, Sems	7
	17	1202779	(0000–) Magnet, Latch, Brush Door	3
	18	19312	(0000–) Nut, Hex, Std, .25–20	6
	19	1223228	(0000–) Plate Wldt, Panel, Rh	1
	20	1052962	(0000–) Wheel, 05.0d 2.00w 0.75b, Gray, W/ Bshg	4
	21	1221283	(0000–) Pin, .75d X 5.88l	2
	22	1057780	(0000–) Horn, 36vdc, 110dba	1
	23	08716	(0000–) Screw, Hex, M6 X 1.00 X 20, Ss	1
	24	01684	(0000–) Washer, Flat, 0.27b 0.69d .05, Ss	2
	25	08712	(0000–) Nut, Hex, Lock, M6 X 1.00, NI, Ss	1
	26	71579	(0000–) Strap, Static, W/Grommet, .19 1.1w 25.0l	1
	27	763045	(0000–) Screw, Hex, M8 X 1.25 X 20, Fmg	1
	28	41141	(0000–) Washer, Lock, Int–Ext, 0.31	1
	29	1223185	(0000–) Panel Wldt, Cover, Brush	1
	30	1220899	(0000–) Panel Wldt, Cover, Brush, Lh	1
	31	1212248	(0000–) Tread, Non–Skid–Step, 3.75W 8.5L, Sba	1
	32	09023	(0000–) Screw, Hex, M8 X 1.25 X 35, Fl, Ss	4
	33	222516	(0000–) Sleeve, P/m 0.32B 0.50D 0.3L [430Ss]	4
	34	08713	(0000–) Nut, Hex, Lock, M8 X 1.25, NI, Ss	2
	35	1028522	(0000–) Washer, Flat, 0.78b 1.75d .18, Ss	2
	36	23146	(0000–) Pin, Roll, .187d X 1.62l, .187/.192	2
	37	02942	(0000–) Pin, Hair, Cotter, 0.62d .120 Wir	2
	38	1227379	(0000–) Hinge, .38pin .19 4.0w 6.0l	1
	39	08709	(0000–) Nut, Hex, Lock, M8 X 1.25, NI	2
	40	32491	(0000–) Washer, Flat, 0.31, Std	2
	41	9015060	(0000–) Cover Kit, Lntl, Lh, Ce, Afmkt [M17]	1
	42	9015061	(0000–) Cover Kit, Lntl, Rh, Ce, Afmkt, [M17]	1
	43	72970	(0000–) Rivet, Plstc, .250d X 0.90	5
	44	1037354	(0000–) Screw, Hex, M8 X 1.25 X 30, 9.8, Sems	2
	45	32492	(0000–) Washer, Flat, 0.38, Std	2
	46	09010	(0000–) Screw, Hex, M8 X 1.25 X 25, Ss	2
	47	1238848	(0500–) Tray Wldt, Battery	1
	48	1037354	(0500–) Screw, Hex, M8 X 1.25 X 30, 9.8, Sems	4

Fig. 4 – Front Cover Group

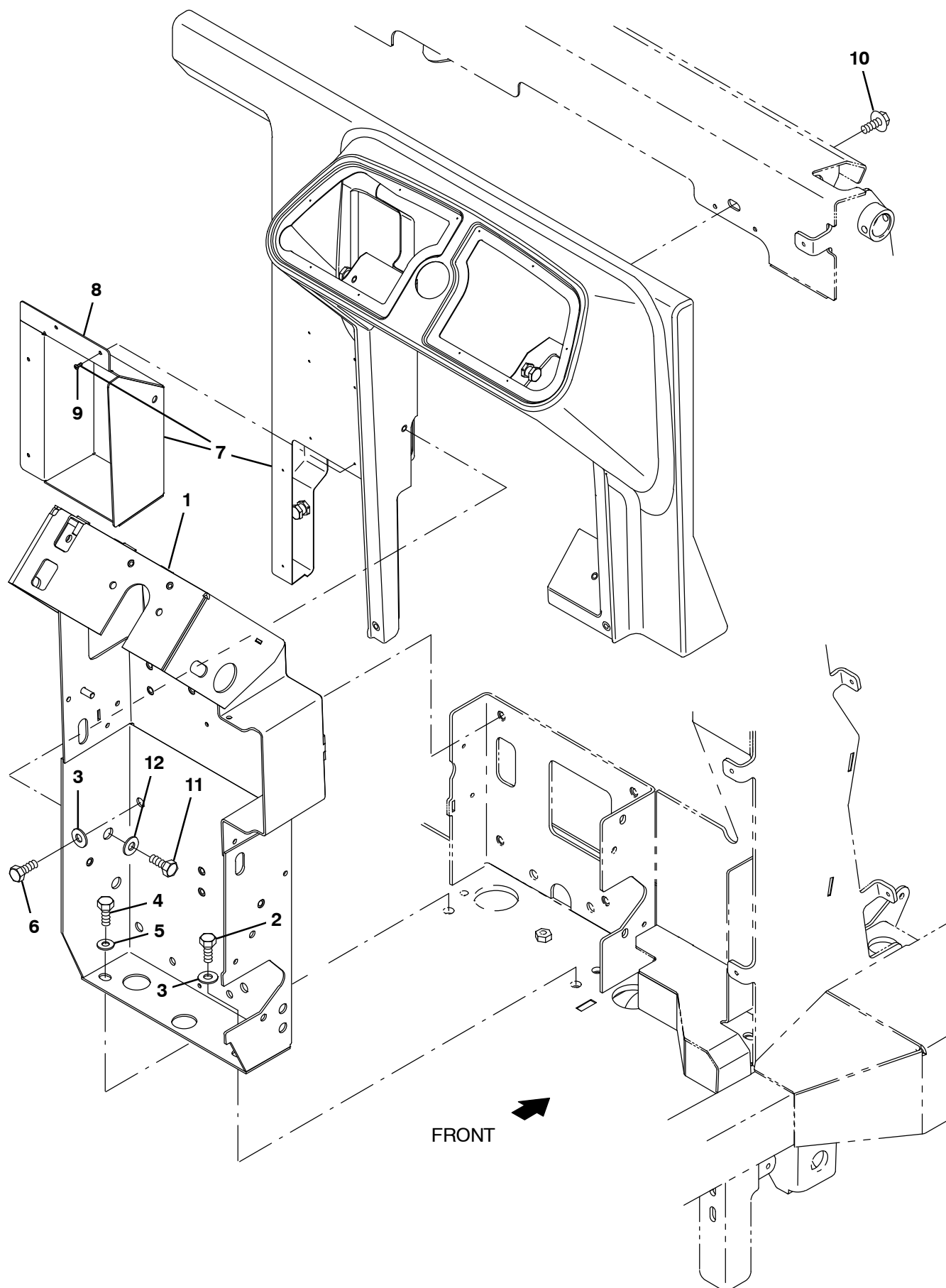


Fig. 4 – Front Cover Group

Ref.	Part No.	Serial Number	Description	Qty.	
1	1218213	(0000–)	Channel Wldt, Sppt, Steering	1	
2	39283	(0000–)	Screw, Hex, M10 X 1.50 X 25, 8.8	1	
3	32492	(0000–)	Washer, Flat, 0.38, Std	5	
4	09010	(0000–)	Screw, Hex, M8 X 1.25 X 25, Ss	1	
5	32491	(0000–)	Washer, Flat, 0.31, Std	1	
	6	06961	(0000–)	Screw, Hex, M10 X 1.5 X 20, 8.8	4
▽	7	9015039	(0000–)	Shroud, Front, Afmkt [M17]	1
▲	8	1237664	(0500–)	Bracket, Compartment, Foot	1
▲	9	140825	(0500–)	Screw, Pan, Phl, 06 X 0.50, Fmg/Ab, Blk	4
	10	1020341	(0000–)	Screw, Hex, M8 X 1.25 X 20, Ss, Sems	3
	11	09740	(0000–)	Screw, Hex, M8 X 1.25 X 20, Ss	4
	12	1017218	(0000–)	Washer, Flat, 0.32b 1.00d .12, Ss	4

Fig. 5 – Steering Wheel Group

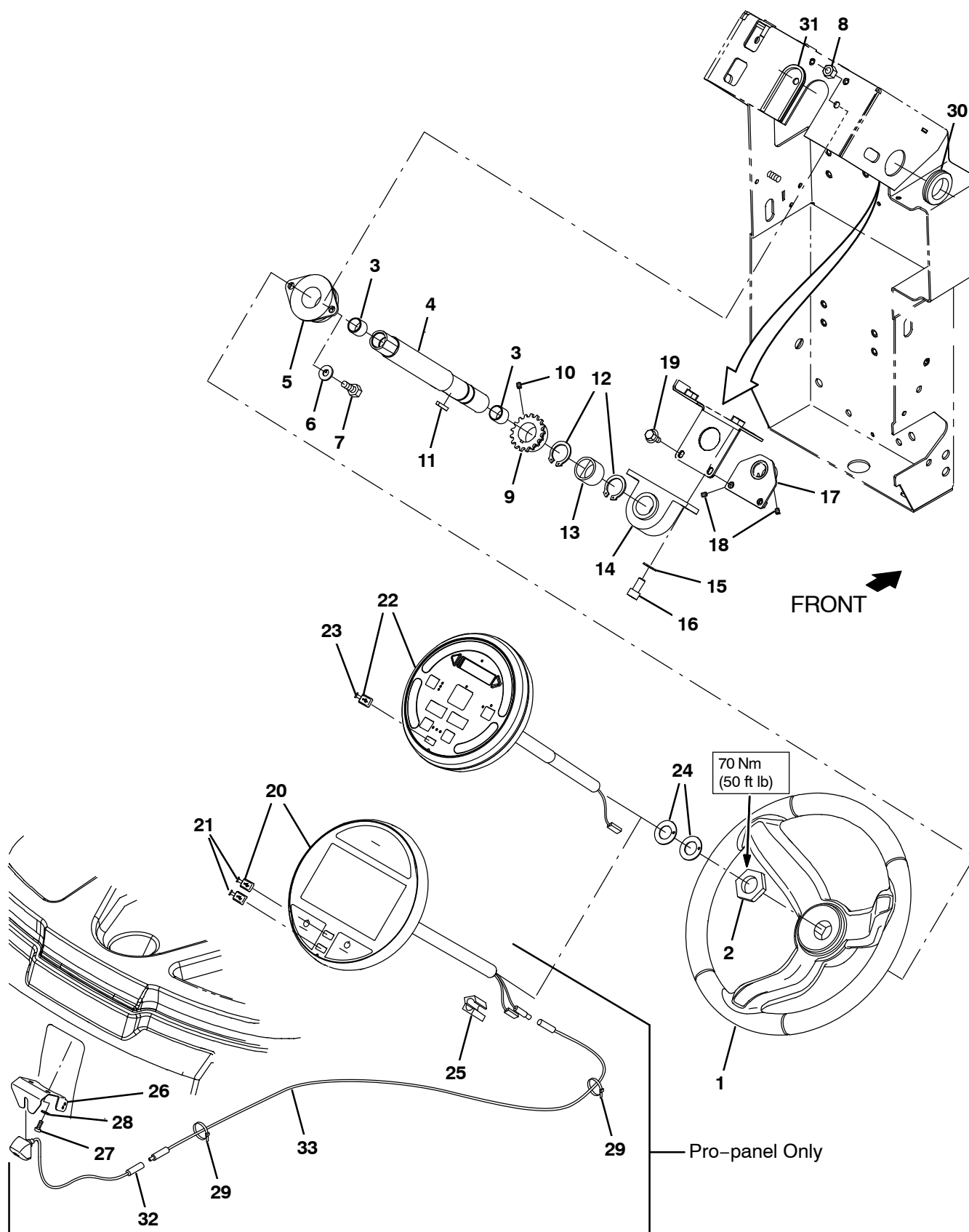


Fig. 5 – Steering Wheel Group

Ref.	Part No.	Serial Number	Description	Qty.
	1	1056412	(0000–) Wheel, Steering, 14.4d	1
	2	1059073	(0000–) Nut, Hex, Jam, 1.12–12	1
	3	1057785	(0000–) Bearing, Journal, 0.75b 0.88d 0.75l	2
	4	1224341	(0000–) Tube, Column, Steering	1
	5	1057043	(0000–) Bearing, Flng, 2hole, 1.25b	1
	6	32491	(0000–) Washer, Flat, 0.31, Std	2
	7	16931	(0000–) Screw, Hex, M8 X 1.25 X 20, 8.8	2
	8	08709	(0000–) Nut, Hex, Lock, M8 X 1.25, NI	2
▽		9014999	(0000–) Sprocket Kit, 1.12b, Afmkt [T17/M17]	1
▲	9	1224700	(0000–) Sprocket, Steering, 1.12b	1
▲	10	1224893	(0000–) Screw, Set, M8 X 1.25 X 8, Lock	1
	11	00912	(0000–) Key, Sq, 0.19 X 0.19, 1.00l	1
	12	70651	(0000–) Ring, Retaining, Ext, 1.12d	2
	13	1224454	(0000–) Sleeve, P/M, 1.13b 1.38d 1.0l	1
	14	1054654	(0000–) Bearing, Pillowblock, 1.12b	1
	15	32485	(0000–) Washer, Flat, 0.38, Sae	2
	16	1208977	(0000–) Screw, Soc, M10 X 1.5 X 20, 12.9	2
	17	1208625	(0000–) Plate Wldt, Brg	1
	18	09162	(0000–) Screw, Set, M6 X 1.00 X 8, NI	2
	19	1040467	(0000–) Screw, Hex, M6 X 1.00 X 20, 9.8, Sems	2
▽	20	9015633	(0000–) Panel Kit, Pod, Afmkt [Pro, M20/M30/T20] (Pro–panel Only)	1
▲	21	1225119	(0000–) Cap, Usb, Universal	2
▽	22	9015634	(0000–) Panel Kit, Pod, Afmkt [Std, M20/M30]	1
▲	23	9015185	(0000–0499) Cap, Usb, Universal	1
▲	23	1225119	(0500–) Cap, Usb, Universal	1
	24	04846	(0000–) Washer, Thrust, 0.79b 1.42d 0.06[Garlok]	2
	25	1040049	(0000–) Inductor, 32.0mml [Ferrite 0–300mhz] (Australia Only)	1
	26	1219037	(0000–) Bracket, Mount, Camera	1
	27	360973	(0000–) Screw, Pan, Phl, 12–16 X 0.50, F/Plstc	2
	28	19066	(0000–) Washer, flat, 0.25B 0.56D .05, PI, 10	2
	29	763114	(0000–) Tie, Cable, 11.3L, 2.75D Max	6
	30	04051	(0000–) Grommet, Rbr, 1.31id, F/1.6h, .12 Matl	1
	31	1020168	(0000–) Molding, Afmkt, Trim, Pvc, .08 .11, 01ft	1
	32	1218851	(0000–) Camera, Color, Fixed	1
	33	1218852	(0000–) Cable, Camera, 197.0L [Hvs]	1

Fig. 6 – Power Steering Group

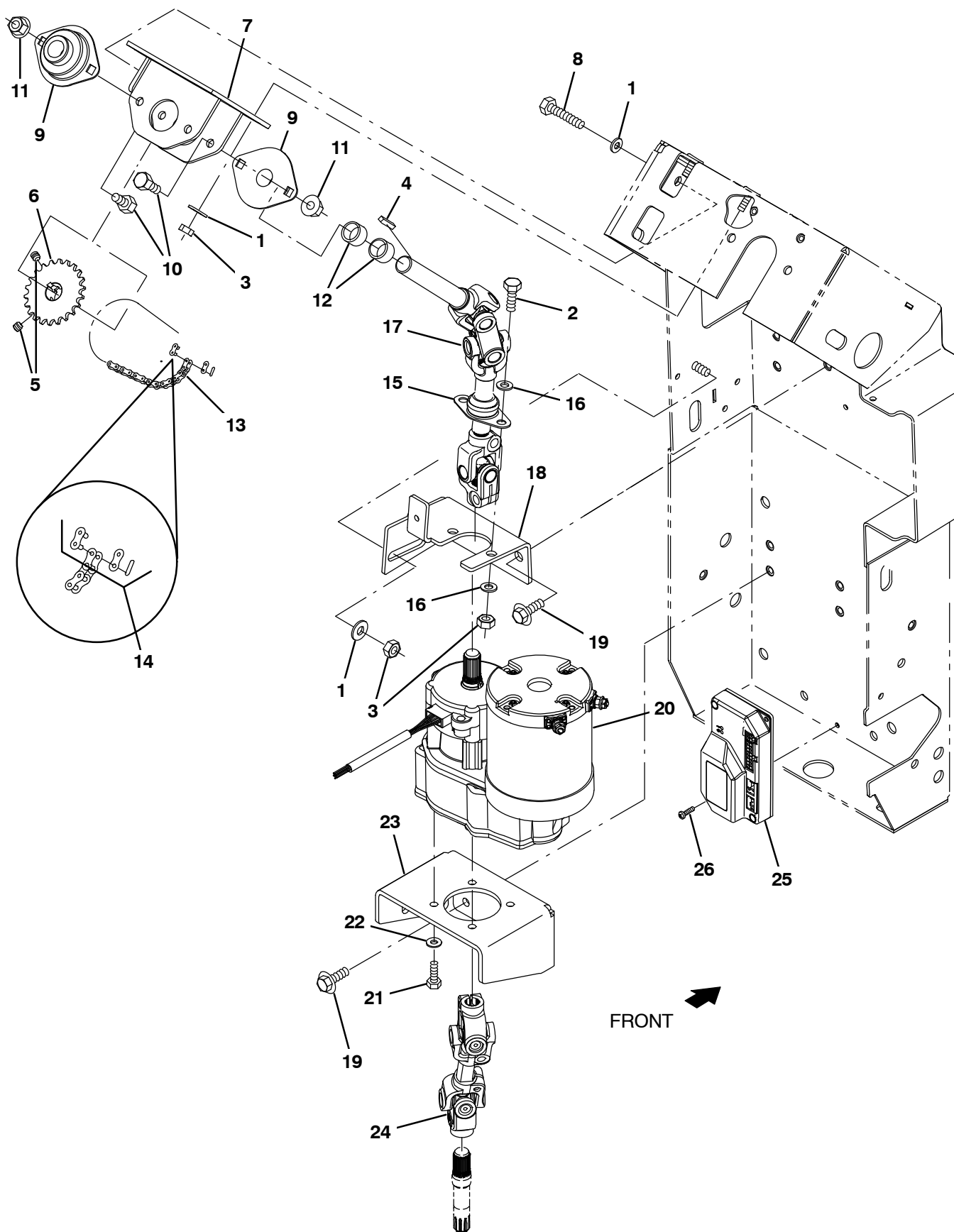


Fig. 6 – Power Steering Group

	Ref.	Part No.	Serial Number	Description	Qty.
	1	32491	(0000–) Washer, Flat, 0.31, Std	4
	2	16931	(0000–) Screw, Hex, M8 X 1.25 X 20, 8.8	2
	3	08709	(0000–) Nut, Hex, Lock, M8 X 1.25, NI	5
	4	00911	(0000–) Key, Sq, 0.19 X 0.19, 0.75l	1
▽		9014998	(0000–) Sprocket Kit, 0.75b, Afmkt [T17/M17]	1
▲	5	1224893	(0000–) Screw, Set, M8 X 1.25 X 8, Lock	2
▲	6	1224699	(0000–) Sprocket, Steering, 0.75b	1
	7	1057572	(0000–) Plate Wldt, Sppt, Brg	1
	8	222505	(0000–) Screw, Hex, M8 X 1.25 X 45, Ss	1
	9	1057554	(0000–) Bearing, Flng, 2hole, 0.75b	2
	10	16735	(0000–) Screw, Hex, M8 X 1.25 X 16, 8.8	4
	11	07791	(0000–) Nut, Hex, Flng, M8 X 1.25	4
	12	1226141	(0000–) Sleeve, P/M, 0.75b 0.88d 0.6l [841brz]	2
	13	1073181	(0000–) Chain, Rlr, 35 X 41 Pitches	1
	14	14799	(0000–) Link, Chain, Rlr, 35	1
	15	223065	(0000–) Bearing, Flng, 2hole, 0.75b [Nyl]	1
	16	39349	(0000–) Washer, Flat, 0.31, Sae	4
	17	1224777	(0000–) Shaft, Steering, Power, Upper	1
	18	1214737	(0000–) Bracket, Brg, Steering	1
	19	1020341	(0000–) Screw, Hex, M8 X 1.25 X 20, Ss, Sems	7
▽		9015049	(0000–) Motor Assy Kit, Steering, Afmkt [M17]	1
▲	20	1217601	(0000–) Motor Assy, Steering, Power, 36v	1
▲	21	12274	(0000–) Screw, Hex, M6 X 1.00 X 20, 8.8, NI	4
▲	22	32483	(0000–) Washer, Flat, 0.25, Sae	4
▲		1008142	(0000–) Switch, Snap, 25a Spdt	1
	23	1214622	(0000–) Bracket, Sppt, Motor	1
	24	1224776	(0000–) Shaft, Steering, Power, Lower	1
▽		9015050	(0000–) Controller Kit, Steering, Afmkt [M17]	1
▲	25	1217792	(0000–) Controller, Steering, 36v	1
▲	26	06927	(0000–) Screw, Pan, Phl, M4 X 0.70 X 16, 4.8	2
▲		1008142	(0000–) Switch, Snap, 25a Spdt	1

Fig. 7 – Brake Pedal Group

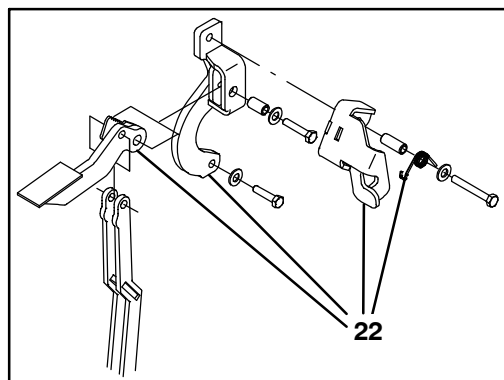
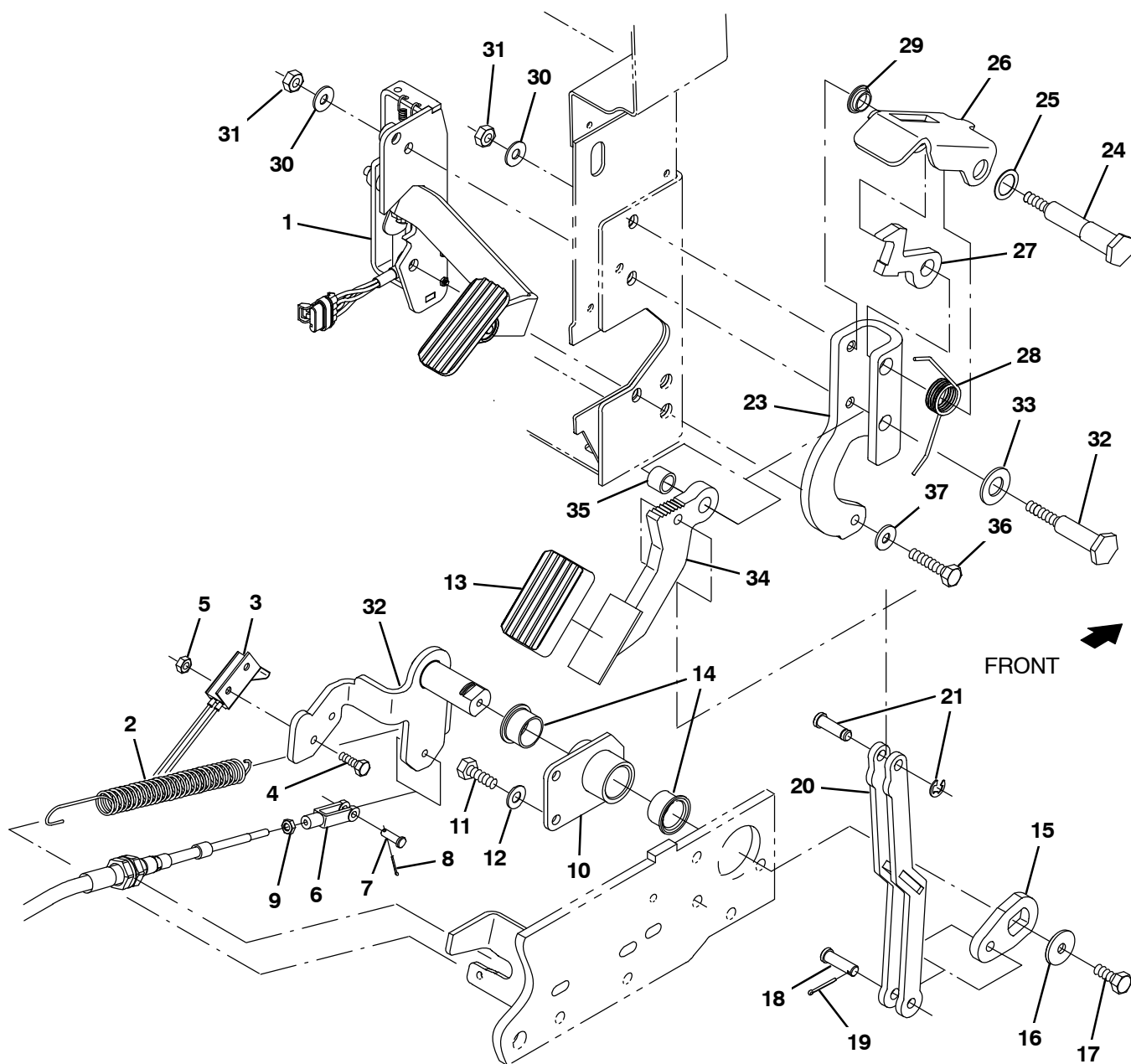


Fig. 7 – Brake Pedal Group

Ref.	Part No.	Serial Number	Description	Qty.
1	1209411	(0000–) Pedal Assy, Accelerator, W/O Brake [T17]	1
2	1213461	(0000–) Spring, Tens, .75Od X .08S 7.0L	1
3	1212400	(0000–) Switch, Snap, 15a Nc	1
4	15678	(0000–) Screw, Hex, M6 X 1.00 X 16, Ss	2
5	08712	(0000–) Nut, Hex, Lock, M6 X 1.00, NI, Ss	2
6	14595–1	(0000–) Clevis, Adj, 0.25pin, 0.25–28 Rh, PI	1
7	605070	(0000–) Pin, Clevis, 0.25d X 0.79l	1
8	08178	(0000–) Pin, Cotter, .062 X 0.75	1
9	32899	(0000–) Nut, Hex, Jam, .25–28	1
10	1218580	(0000–) Bracket Wldt, Support, Brake	1
11	09011	(0000–) Screw, Hex, M8 X 1.25 X 30, Ss	3
12	01685	(0000–) Washer, Flat, 0.38b 0.88d .08, Ss	3
13	1207654	(0000–) Pad, Pedal, Brake, 2.79l 1.84w .75t	1
14	56166	(0000–) Bushing, Flng, 1.00b 1.13d 0.75l	2
15	1218579	(0000–) Bracket, Brake, Front	1
16	1016331	(0000–) Washer, Flat, 0.34b 1.25d .11, Ss	1
17	09740	(0000–) Screw, Hex, M8 X 1.25 X 20, Ss	1
18	46657	(0000–) Pin, Clevis, 0.37d X 1.25l	1
19	08179	(0000–) Pin, Cotter, .094 X 1.00	1
20	1207566	(0000–) Link Wldt, Brake	1
21	1207981	(0000–) Pin, Clevis, Grvd, 0.38d X 1.25l	1
22	9016734	(0000–0249) Brake Kit, Replmt, Afmkt[T17/M17]	1
23	1236066	(0250–) Bracket, Mtg, Pedal, Painted	1
24	1234792	(0250–) Pin, Spindle, Spring	1
25	630358	(0250–) Washer, Flat, 0.75b 1.00d .03, Nyl	1
26	1230885	(0250–) Pedal, Window	1
27	1230821	(0250–) Stop, Lock, Pedal	1
28	1234554	(0250–) Spring, Torsion, Brake	1
29	04843	(0250–) Bushing, Flng, 0.63b 0.72d 0.25l	1
30	32491	(0250–) Washer, Flat, 0.31, Std	2
31	08709	(0250–) Nut, Hex, Lock, M8 X 1.25, NI	2
32	1234789	(0250–) Pin, Mtg, M8 X 1.25 Thrd	1
33	15331	(0250–) Washer, Flat, 0.62, Sae	1
34	1229005	(0250–) Plate Wldt, Shaft, Pedal	1
35	830207	(0250–) Sleeve, 0.65b 0.87d 0.6l, PI	1
36	09026	(0250–) Screw, Hex, M8 X 1.25 X 40, Ss	1
37	32491	(0250–) Washer, Flat, 0.31, Std	1

Fig. 8 – Instrument Panel Group

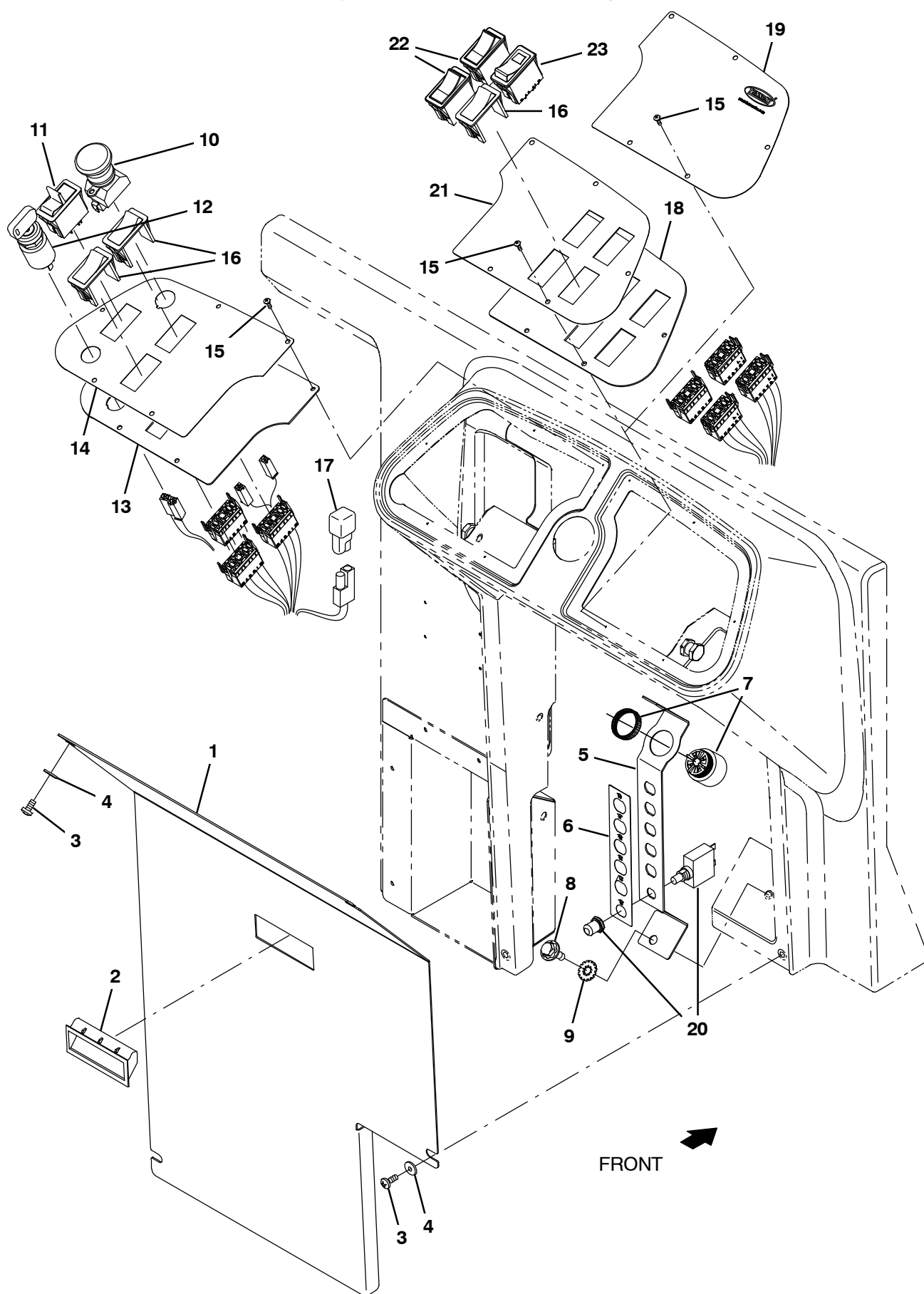


Fig. 8 – Instrument Panel Group

Ref.	Part No.	Serial Number	Description	Qty.
1	9020226	(0000–) Panel, Access, CE, Afmkt [T17]	1
2	1208187	(0000–) Handle, Panel	1
3	1045525	(0000–) Screw, Pan, Phl, M6 X 1.00 X 12, Blk	4
4	1069322	(0000–) Washer, Flat, 0.25, Sae, Blk	4
5	1217573	(0000–) Bracket, Ele, Circuitbreaker	1
6	1218920	(0000–) Label, Circuitbreaker, Steering	1
7	1052726	(0000–) Alarm, 9–48vdc, 95 Db(A) [Ec–H20]	1
8	1020341	(0000–) Screw, Hex, M8 X 1.25 X 20, Ss, Sems	2
9	41141	(0000–) Washer, Lock, Int–Ext, 0.31	1
10	1011735	(0000–) Switch, Safety, Shutoff	1
11	1058679	(0000–) Switch, Rocker, Dpdt, On / None / On	1
▽ 12	361076	(0000–) Switch, Ignition [Merit Gmbh]	1
▲ 12	361144	(0000–) Key, Ignition, Sgl	1
13	1215585	(0000–0499) Panel, Console, Lh [Ss Var]	1
13	1236430	(0500–) Panel, Console, Lh	1
14	1215584	(0000–0499) Label, Opertnl, Console, Lh [Ss Var]	1
14	1238870	(0500–) Label, Opertnl, Console, Lh [Ss Var]	1
15	222267	(0000–) Screw, Pan, Phl, 06–20 X 0.50, Fmg/Ab	10
16	398501	(0000–) Plug, Hole, Rt, Rocker Switch, .87 X 1.7	3
17	222290	(0000–) Diode, Ele, Plug	1
18	1208185	(0000–) Panel, Console, Rh	1
19	1218630	(0000–) Label, Opertnl, Console, Rh [Dlx] (Pro–Panel Only)	1
20	383725	(0000–) Circuitbreaker, 30.0a, Resetable	1
21	1218626	(0000–) Label, Opertnl, Console, Rh [Base]	1
22	398508	(0000–) Switch, Rocker, Dpdt, Mom / Off / Mom	2
23	1074845	(0000–) Switch, Rocker [Off–None–Mom, 5vled]	1

Fig. 9 – Seat Group

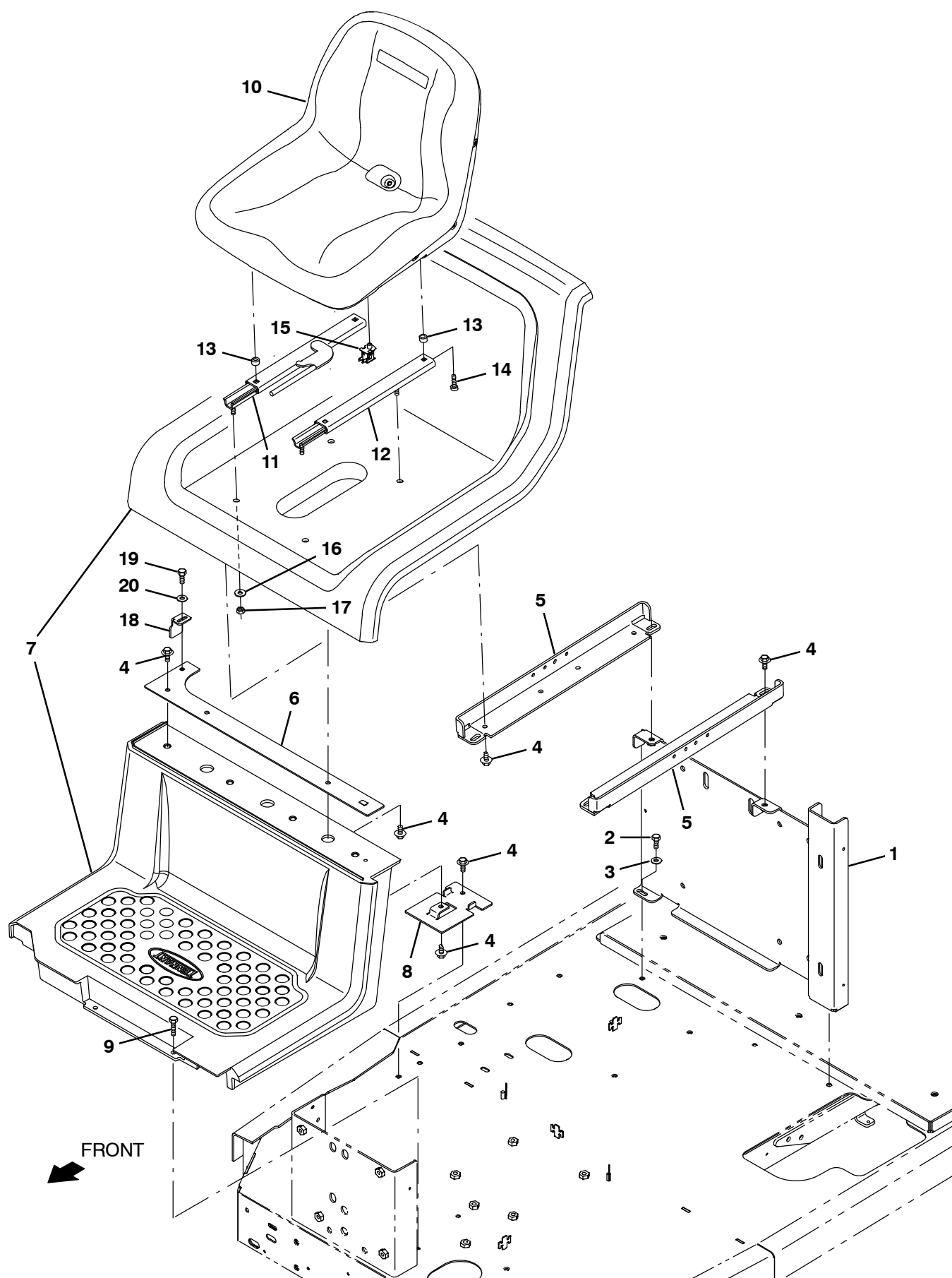


Fig. 9 – Seat Group

Ref.	Part No.	Serial Number	Description	Qty.
1	1207922	(0000–) Bracket Wldt, Sppt, Tank	1
2	223163	(0000–) Screw, Hex, M8 X 1.25 X 30, 8.8, NI	2
3	1017218	(0000–) Washer, Flat, 0.32b 1.00d .12, Ss	2
4	1020341	(0000–) Screw, Hex, M8 X 1.25 X 20, Ss, Sems	11
5	1239681	(0000–) Angle, Sppt, Seat	2
6	1206785	(0000–) Plate Wldt, Mtg, Platform	1
7	1212415	(0000–) Platform Set, Oprtr [T17]	1
8	1205073	(0000–) Plate, Mtg	1
9	1037355	(0000–) Screw, Hex, M8 X 1.25 X 35, 9.8, Sems	2
10	1201894	(0000–) Seat, Std [Milsco]	1
11	360370	(0000–) Track, Slide, Seat Adj, 12.5l, W/Latch	1
12	360369	(0000–) Track, Slide, Seat Adj, 12.5l	1
13	1051052	(0000–) Spacer, Rnd, .38b .88d .38l	4
14	49177	(0000–) Screw, Pan, Phl, .31–18 X 1.00, G2	4
15	1048955	(0000–) Switch, Seat, No [Delta 6440–04]	1
16	01685	(0000–) Washer, Flat, 0.38b 0.88d .08, Ss	4
17	41437	(0000–) Nut, Hex, Lock, .31–18, NI, Ss	4
18	1209194	(0000–) Angle, Latch	1
19	06942	(0000–) Screw, Hex, M6 X 1.00 X 16, 8.8	1
20	32483	(0000–) Washer, Flat, 0.25, Sae	1

Fig. 10 – Deluxe Seat Kit

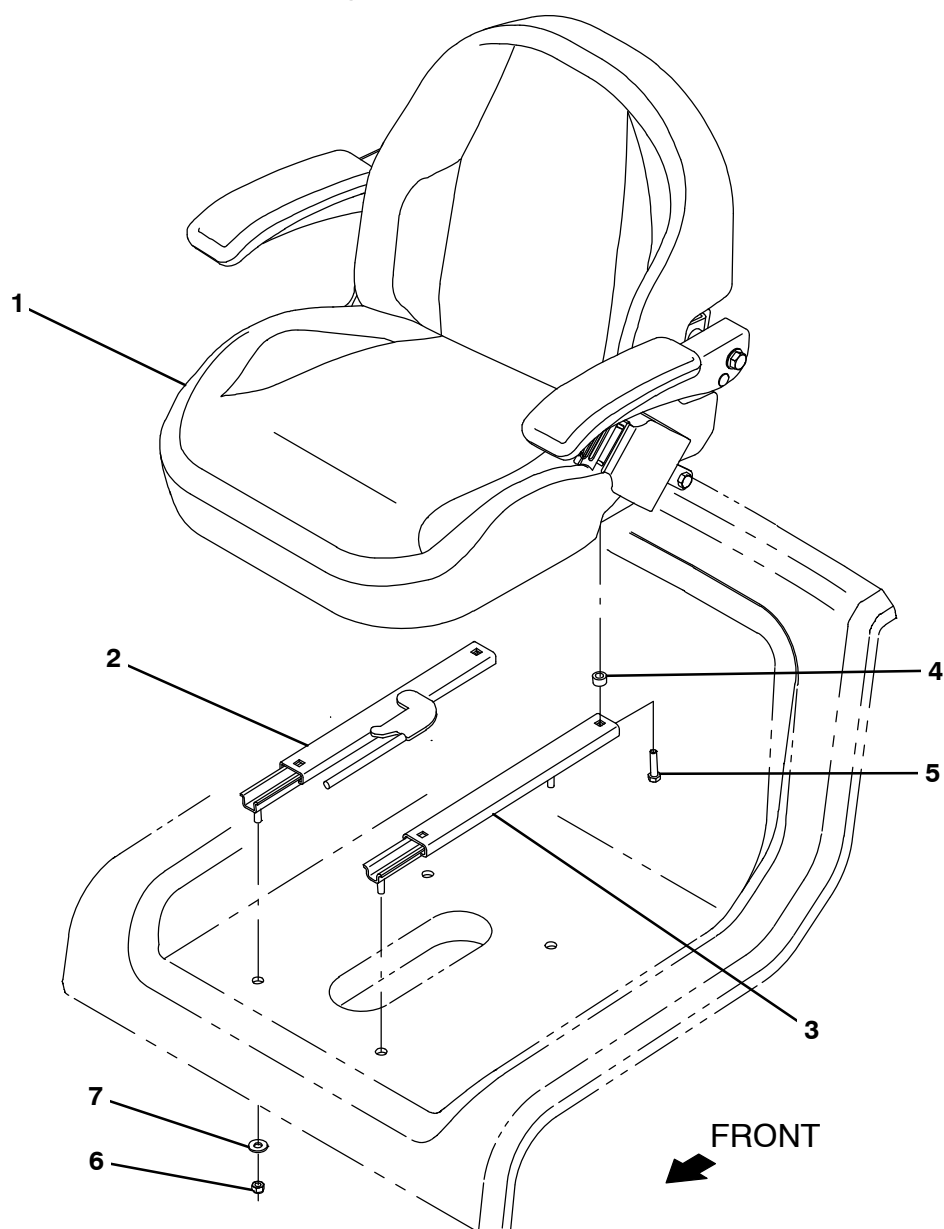


Fig. 10 – Deluxe Seat Kit

	Ref.	Part No.	Serial Number	Description	Qty.
▽	1	9020103	(0000–) Seat Kit, Deluxe, Ci [T17]	1
▲		1201428	(0000–) Seat, Dlx, W/ Armrests & Seatbelt	1
▲	2	360370	(0000–) Track, Slide, Seat Adj, 12.5l, W/Latch	1
▲	3	360369	(0000–) Track, Slide, Seat Adj, 12.5l	1
▲	4	1051052	(0000–) Spacer, Rnd, .38b .88d .38l	4
▲	5	49177	(0000–) Screw, Pan, Phl, .31–18X1.00, G2	4
▲	6	41437	(0000–) Nut, Hex, Lock, .31–18, NI, Ss	4
▲	7	01685	(0000–) Washer, Flat, 0.38b 0.88d .08, Ss	4

Fig. 11 – Drive Wheel Group

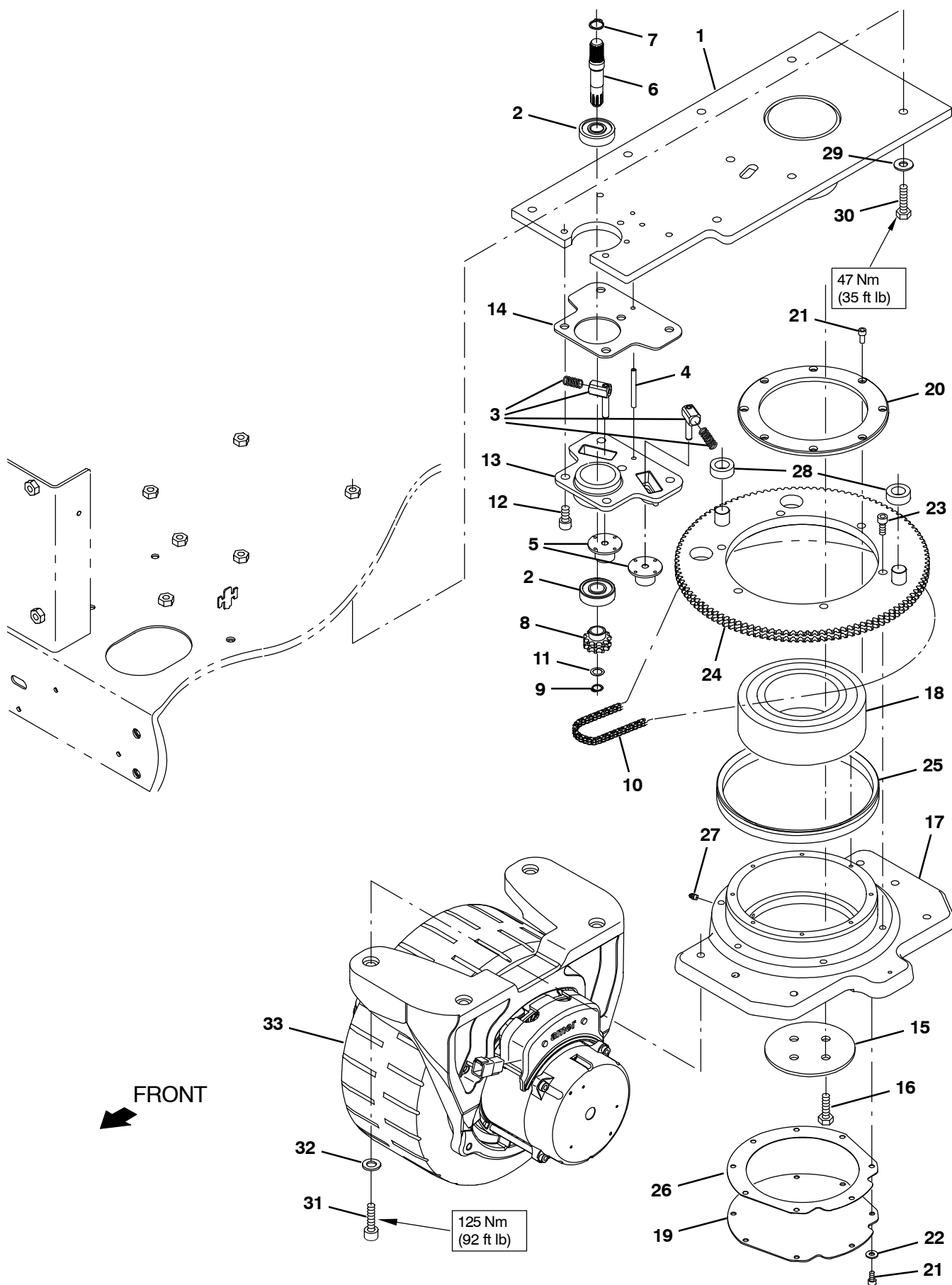


Fig. 11 – Drive Wheel Group

Ref.	Part No.	Serial Number	Description	Qty.
▽		9014997	(0000–) Transmission Assy, Str, Afmkt [T17/M17]	1
▲	1	1217322	(0000–) Plate Wldt, Attachment, Frame	1
▲	2	1208971	(0000–) Bearing, Ball, 0.67b, 1.85d, 0.55w	2
▲	3	9015632	(0000–) Tensioner Kit, Str Trans, Afmkt [T17/M17]	1
▲	4	26315	(0000–) Pin, Roll, .250d X 1.50l, .250/.256	
▲	5	1208974	(0000–) Tensioner, Chain, Dbl	2
▲	6	1208986	(0000–) Shaft, Input, Transmission	1
▲	7	1208985	(0000–) Ring, Retaining, Ext, 16.2mm Id, Hd	1
▲	8	1208989	(0000–) Sprocket, Dbl	1
▲	9	1208983	(0000–) Ring, Retaining, Ext, 11.5mm Id	1
▲	10	1208987	(0000–) Chain, Double, 3/8 Pitch, Transmission	1
▲	11	1208999	(0000–) Washer, Flat, 0.50b 0.75d .02, Stl	1
▲	12	1208977	(0000–) Screw, Soc, M10 X 1.5 X 20, 12.9	5
▲	13	1209052	(0000–) Housing, Input [As Machined]	1
▲	14	1225563	(0000–) Shim, Transmission	1
▲	15	1209966	(0000–) Retainer, Shaft, Transmission	1
▲	16	368176	(0000–) Screw, Hex, M10 X 1.50 X 35, 10.9	4
▲	17	1210286	(0000–) Housing, Output, Machined	1
▲	18	1209969	(0000–) Bearing, Ball, 3.74b, 6.69d, 2.19w	1
▲	19	1209968	(0000–) Cover, Transmission	1
▲	20	1209965	(0000–) Retainer, Housing, Transmission	1
▲	21	1062386	(0000–) Screw, Soc, M6 X 1.00 X 14, NI	16
▲	22	32483	(0000–) Washer, Flat, 0.25, Sae	8
▲	23	41358	(0000–) Screw, Soc, M10 X 1.50 X 35, 12.9	6
▲	24	1209964	(0000–) Sprocket Wldt, Output, Transmission	1
▲	25	1209995	(0000–) Seal, Axial, Transmission [199 Vs R]	1
▲	26	1209960	(0000–) Gasket, Steering, Transmission	1
▲	27	07259	(0000–) Fitting, Grease, Str Pm04 .47l	1
▲	28	1211952	(0000–) Tube, 0.74id 1.24od 0.47l, Pyu	2
▲	29	32492	(0000–) Washer, Flat, 0.38, Std	7
▲	30	39285	(0000–) Screw, Hex, M10 X 1.50 X 40, 8.8	7
▲	31	16960	(0000–) Screw, Soc, M12 X 1.75 X 40, 12.9	4
▲	32	33925	(0000–) Washer, Flat, M12, Ss	4
▽	33	1242744	(0000–) Wheel, Drive, Ac, W/O Brake, Gray [Hd]	1
▲		9015044	(0000–) Tire Assy, Front, Std, Gray [M17]	1
▲		9015045	(0000–) Motor Rplmt Kit, Drive [M17]	1

Fig. 12 – Drive Wheel Electrical Group

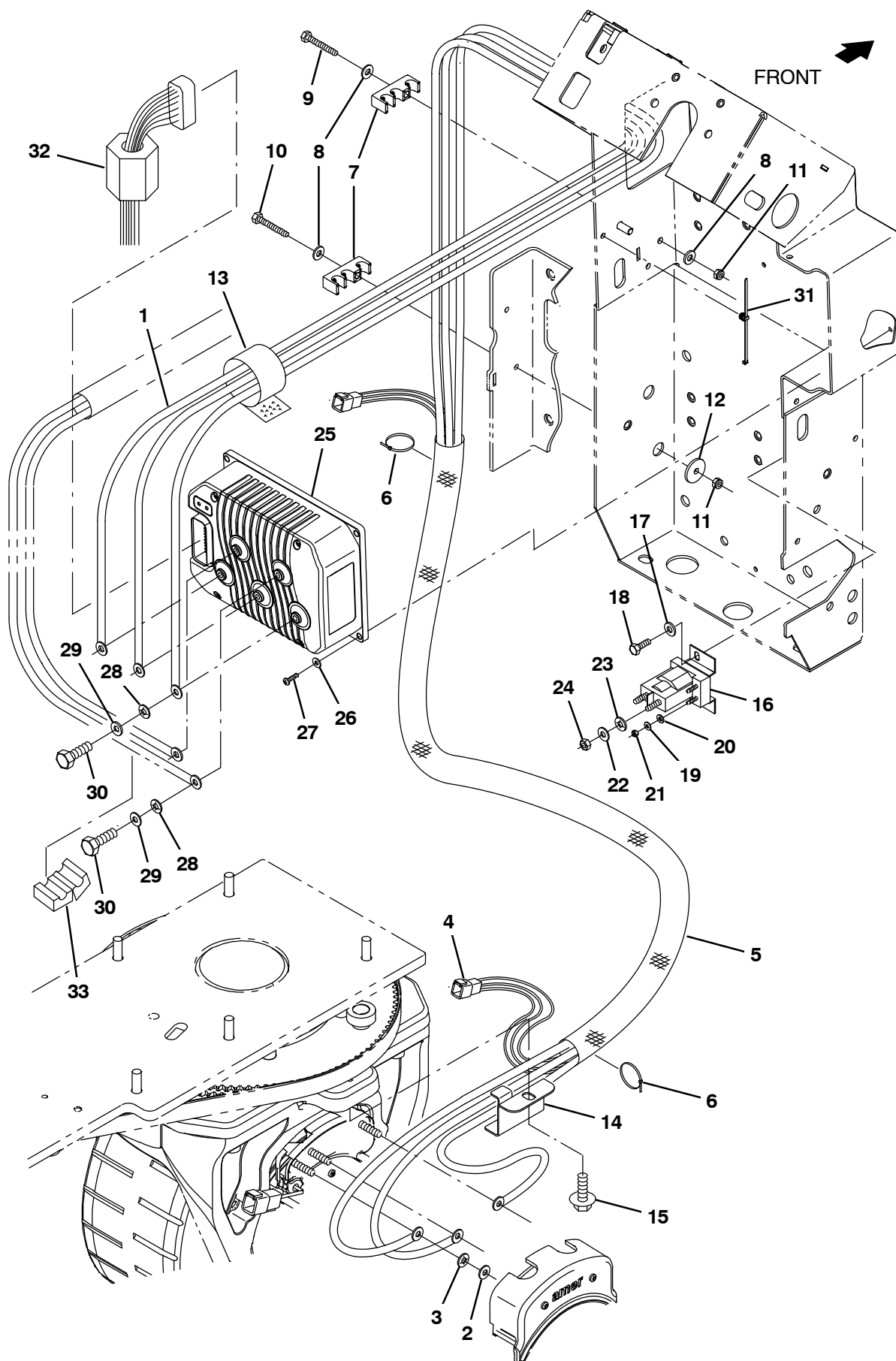


Fig. 12 – Drive Wheel Electrical Group

Ref.	Part No.	Serial Number	Description	Qty.
1	1074570	(0000–) Cable Assy, 02ga [T18/T17, Propel]	1
2	39349	(0000–) Washer, Flat, 0.31, Sae	3
3	32984	(0000–) Washer, Lock, Int, 0.31	3
4	1075150	(0000–) Harness, Ele, Propel Motor [M17, T17]	1
5	13773	(0000–) Sleeve, Nyl, 1.63id 20.0l	1
6	763114	(0000–) Tie, Cable, 11.3l, 2.75d Max	2
7	1221794	(0000–) Clamp, Sppt, Wire	4
8	32483	(0000–) Washer, Flat, 0.25, Sae	5
9	06946	(0000–) Screw, Hex, M6 X 1.00 X 35, 8.8	1
10	06948	(0000–) Screw, Hex, M6 X 1.00 X 45, 8.8	1
11	08708	(0000–) Nut, Hex, Lock, M6 X 1.00, NI	4
12	386063	(0000–) Washer, Flat, 0.25b 1.12d .12, Ss	1
13	1209444	(0000–) Fastener, 11.00l [Hook & Loop]	1
14	1217751	(0000–) Clamp, Cable	1
15	1040467	(0000–) Screw, Hex, M6 X 1.00 X 20, 9.8, Sems	1
16	386810	(0000–) Contactor, 36vdc, 100a, Sp, No	1
17	32483	(0000–) Washer, Flat, 0.25, Sae	2
18	06942	(0000–) Screw, Hex, M6 X 1.00 X 16, 8.8	2
19	19324	(0000–) Washer, Flat, 10, Sae	2
20	32980	(0000–) Washer, Lock, Int, 10	2
21	01713	(0000–) Nut, Hex, Std, 10–32,	2
22	39349	(0000–) Washer, Flat, 0.31, Sae	2
23	32984	(0000–) Washer, Lock, Int, 0.31	2
24	20170	(0000–) Nut, Hex, Jam, .31–24	2
25	1225442	(0000–) Controller, Propel [Ac, 36v, 275a]	1
26	19065	(0000–) Washer, Flat, 0.19b 0.44d .05, Pl, 08	4
27	06927	(0000–) Screw, Pan, Phl, M4 X 0.70 X 16, 4.8	4
28	07515	(0000–) Washer, Lock, Int, 0.25, Ss	5
29	32483	(0000–) Washer, Flat, 0.25, Sae	5
30	06942	(0000–) Screw, Hex, M6 X 1.00 X 16, 8.8	5
31	1221161	(0000–) Tie, Cable, Nyl, Push Mount, 76mm Max D	1
32	1039998	(0000–) Inductor, 32.5mml [Ferrite 25–300mhz]	1
33	1052123	(0000–) Inductor, 18mmid [225 Imp At 25mhz]	1

Fig. 13 – Rear Wheels and Brake Group

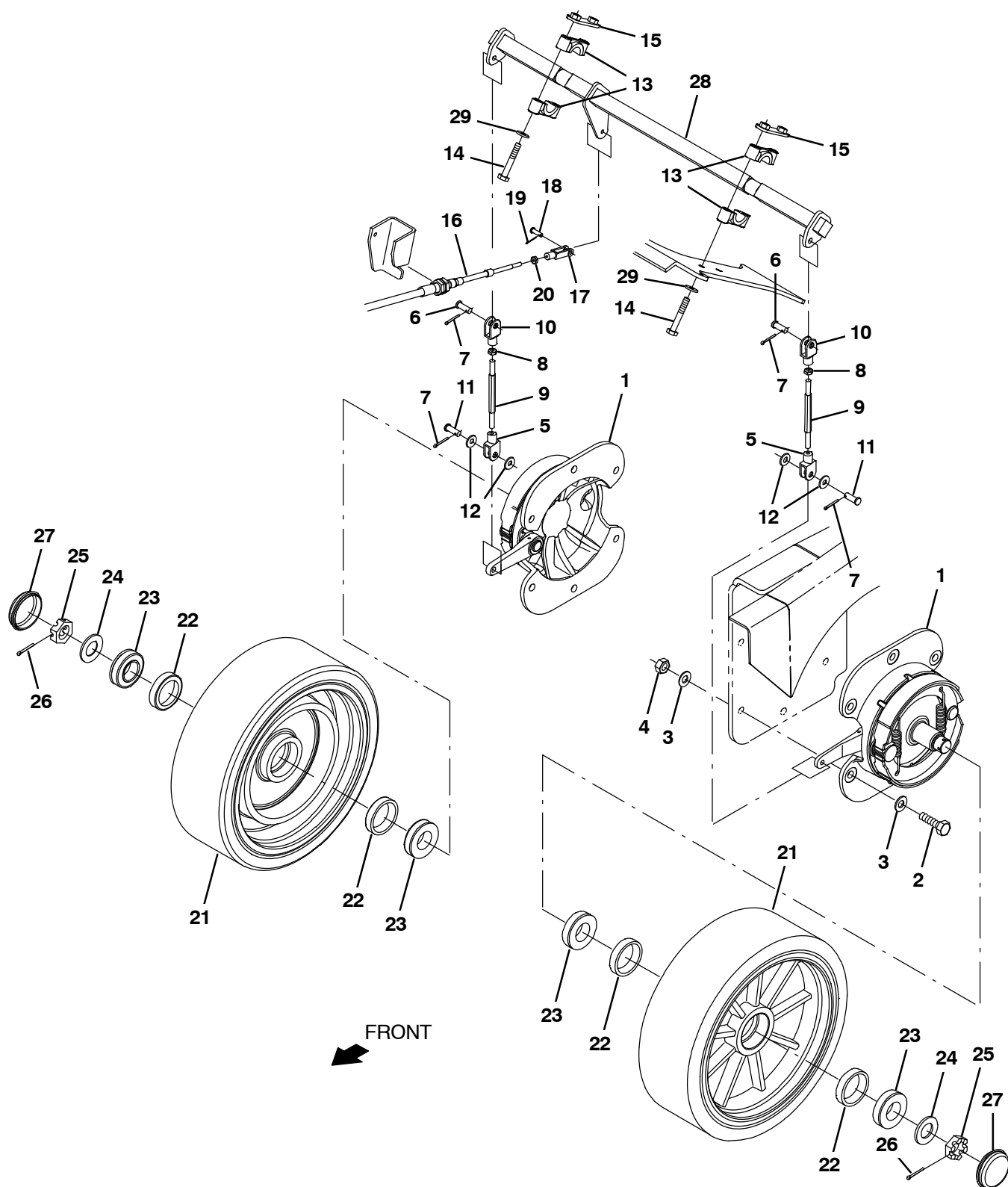


Fig. 13 – Rear Wheels and Brake Group

	Ref.	Part No.	Serial Number	Description	Qty.
▽	1	54577	(0000–) Brake Assy, Drum, Mech, 07.9d [6600]	2
▲		66211	(0000–) Shoe Set, Brake [1pick=1pkg]	1
▲▽		66213	(0000–) Brake Kit, Repair	1
▲▲		70161	(0000–) Shaft	1
▲		70158	(0000–) Spring	2
	2	06969	(0000–) Screw, Hex, M12 X 1.75 X 40, 8.8	12
	3	32486	(0000–) Washer Flat, 0.50, Sae	24
	4	08711	(0000–) Nut, Hex, Lock, M12 X 1.75, NI	12
▽		9020231	(0000–) Brake Rod Kit, Afmkt [T17]	2
▲	5	1023676	(0000–) Clevis, Adj, 0.38pin, 0.31–24, PI	2
▲	6	76653	(0000–) Pin, Clevis, 0.37d X 1.00l	2
▲	7	08182	(0000–) Pin, Cotter, .125 X 1.00	4
▲	8	20170	(0000–) Nut, Hex, Jam, .31–24	2
▲	9	1207984	(0000–) Rod, Hex, Thd .31–24, 2–Ended	2
▲	10	1023677	(0000–) Clevis, Adj, 0.38pin, 0.31–24, Lh, PI	2
▲	11	630258	(0000–) Pin, Clevis, 0.38D X 1.00L	2
▲	12	32491	(0000–) Washer, flat, 0.31, Std	4
	13	381502	(0000–) Bearing, Split, 1.00b	4
	14	39281	(0000–) Screw, Hex, M8 X 1.25 X 90, 8.8	4
	15	1208106	(0000–) Plate Wldt, Bearing Clamp	2
	16	1207436	(0000–) Cable, Push / Pull, 052.6L .25–28/.25–28	1
	17	14595–1	(0000–) Clevis, Adj, 0.25pin, 0.25–28 Rh, PI	1
	18	605070	(0000–) Pin, Clevis, 0.25d X 0.79l	1
	19	08178	(0000–) Pin, Cotter, .062 X 0.75	1
	20	32899	(0000–) Nut, Hex, Jam, .25–28	1
▽		9020263	(0000–) Tire Assy, Rear, Std (1) [T17]	2
▲	21	1212112	(0000–) Tire, Solid, 15.0 X 5.0, Poly, Std	1
▲▽		9020265	(0000–) Wheel Bearing Kit, Rear, Afmkt [T17]	1
▲▲	22	51338	(0000–) Bearing, Cup, 2.56d 0.55w	2
▲▲	23	51339	(0000–) Bearing, Cone, 1.38b 0.71w	2
▲▲	24	32969	(0000–) Washer, Flat, 1.00, Sae	1
▲▲	25	14242	(0000–) Nut, Hex, Sstd, 1.00–20	1
▲▲	26	08202	(0000–) Pin, Cotter, .125 X 1.75	1
▲▲	27	54390	(0000–) Cap, Hub, Dust, 2.57d 0.77l	1
▽		9020264	(0000–) Tire Assy, Rear, High Traction (1) [T17] (Option)	2
▲	21	1242235	(0000–) Tire, Solid, 15.0 X 5.0 [Hi–Traction]	1
▲▽		9020265	(0000–) Wheel Bearing Kit, Rear, Afmkt [T17]	1
▲▲	22	51338	(0000–) Bearing, Cup, 2.56d 0.55w	2
▲▲	23	51339	(0000–) Bearing, Cone, 1.38b 0.71w	2
▲▲	24	32969	(0000–) Washer, Flat, 1.00, Sae	1
▲▲	25	14242	(0000–) Nut, Hex, Sstd, 1.00–20	1
▲▲	26	08202	(0000–) Pin, Cotter, .125 X 1.75	1
▲▲	27	54390	(0000–) Cap, Hub, Dust, 2.57d 0.77l	1
	28	1207184	(0000–) Shaft Wldt, Brake	1
	29	39349	(0000–) Washer, Flat, 0.31, Sae	4

Fig. 14 – Sweeping Main Brush Drive Motor Group

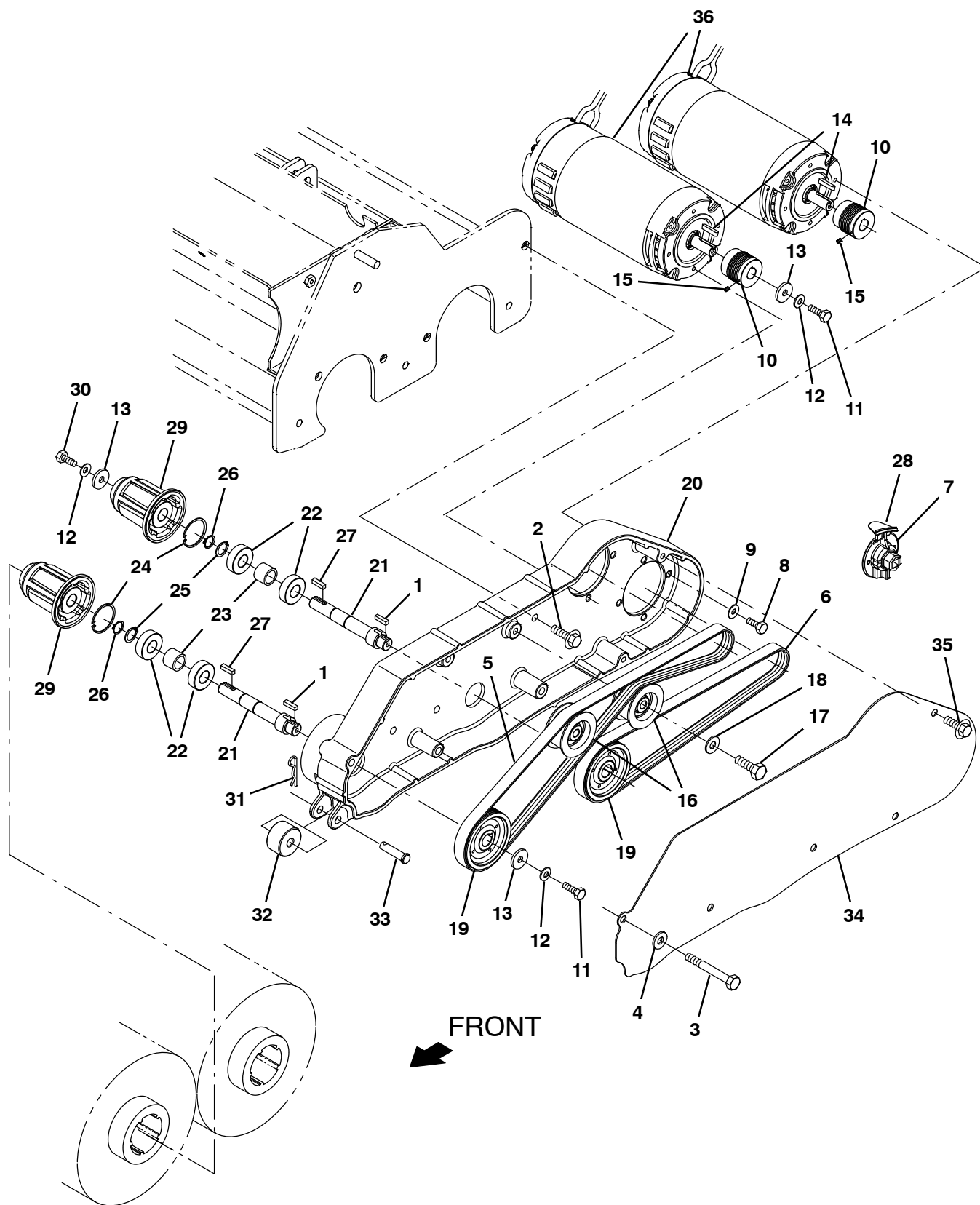


Fig. 14 – Sweeping Main Brush Drive Motor Group

Ref.	Part No.	Serial Number	Description	Qty.
1	00911	(0000–) Key, Sq, 0.19 X 0.19, 0.75l	2
2	1037354	(0000–) Screw, Hex, M8 X 1.25 X 30, 9.8, Sems	3
3	39279	(0000–) Screw, Hex, M8 X 1.25 X 70, 8.8	1
4	01685	(0000–) Washer, Flat, 0.38b 0.88d .08, Ss	1
▽	9015028	(0000–) Belt Kit, Swp, Afmkt [M17]	1
▲	5 1217546	(0000–) Belt, Ribbed, 40.5l [Pj07]	1
▲	6 1217545	(0000–) Belt, Ribbed, 29.8l [Pj07]	1
▲	7 1221590	(0000–) Tool, Installation, Belt [M17]	1
8	11329	(0000–) Screw, Hex, M6 X 1.00 X 16, NI, Ss	8
9	01684	(0000–) Washer, Flat, 0.27b 0.69d .05, Ss	8
10	1217704	(0000–) Sheave, 07grv, 1.53pd 0.56b [Pj]	2
11	06944	(0000–) Screw, Hex, M6 X 1.00 X 25, 8.8	4
12	41185	(0000–) Washer, Flat, Belleville, .25	4
13	1017218	(0000–) Washer, Flat, 0.32b 1.00d .12, Ss	4
14	1014328	(0000–) Key, Sq, 05mm X 05mm, 25mml	2
15	222818	(0000–) Screw, Set, Soc, 08–32 X 0.25, NI	2
16	1220508	(0000–) Pulley Assy, Idler	2
17	21198	(0000–) Screw, Hex, .38–16 X 1.25, G5	2
18	32491	(0000–) Washer, Flat, 0.31, Std	4
19	1225730	(0000–) Sheave, 07grv, 2.96pd 0.63b [Pj]	2
▽	9015024	(0000–) Drive Kit, Swp, Afmkt [M17]	1
▲	20 1219167	(0000–) Plate, Drive, Brush, Main, Mach	1
▲	21 1218065	(0000–) Shaft, Drive, Main Sweep	2
▲	22 28010	(0000–) Bearing, Ball, 0.62b 1.38d 0.43w	4
▲	23 1219608	(0000–) Spacer, Brg	2
▲	24 01513	(0000–) Ring, Retaining, Int,	2
▲	25 18136	(0000–) Ring, Retaining, Ext, 0.62d, Basic	2
▲	26 01516	(0000–) Ring, Retaining, Ext, 0.59d, Basic	2
▲	27 00911	(0000–) Key, Sq, 0.19 X 0.19, 0.75l	2
▲	28 9015028	(0000–) Belt Kit, Swp, Afmkt [M17]	2
29	12269	(0000–) Plug, Drive, Brush, Nyl	2
30	11329	(0000–) Screw, Hex, M6 X 1.00 X 16, NI, Ss	2
31	44906	(0000–) Pin, Cotter, Hair, 0.38d .093 Wir	1
32	1219303	(0000–) Wheel, 01.5d 0.88w 0.39b [Uhmw]	1
33	17461	(0000–) Pin, Clevis, 0.37d X 1.75l	1
34	1219422	(0000–) Cover, Belt, Drive, Swp	1
35	1020341	(0000–) Screw, Hex, M8 X 1.25 X 20, Ss, Sems	2
36	1053342	(0000–) Motor, Ele, 36vdc 1750rpm 1.00hp 22.0a (See Breakdowns)	2

Fig. 15 – Sweeping Main Brush Idler Group

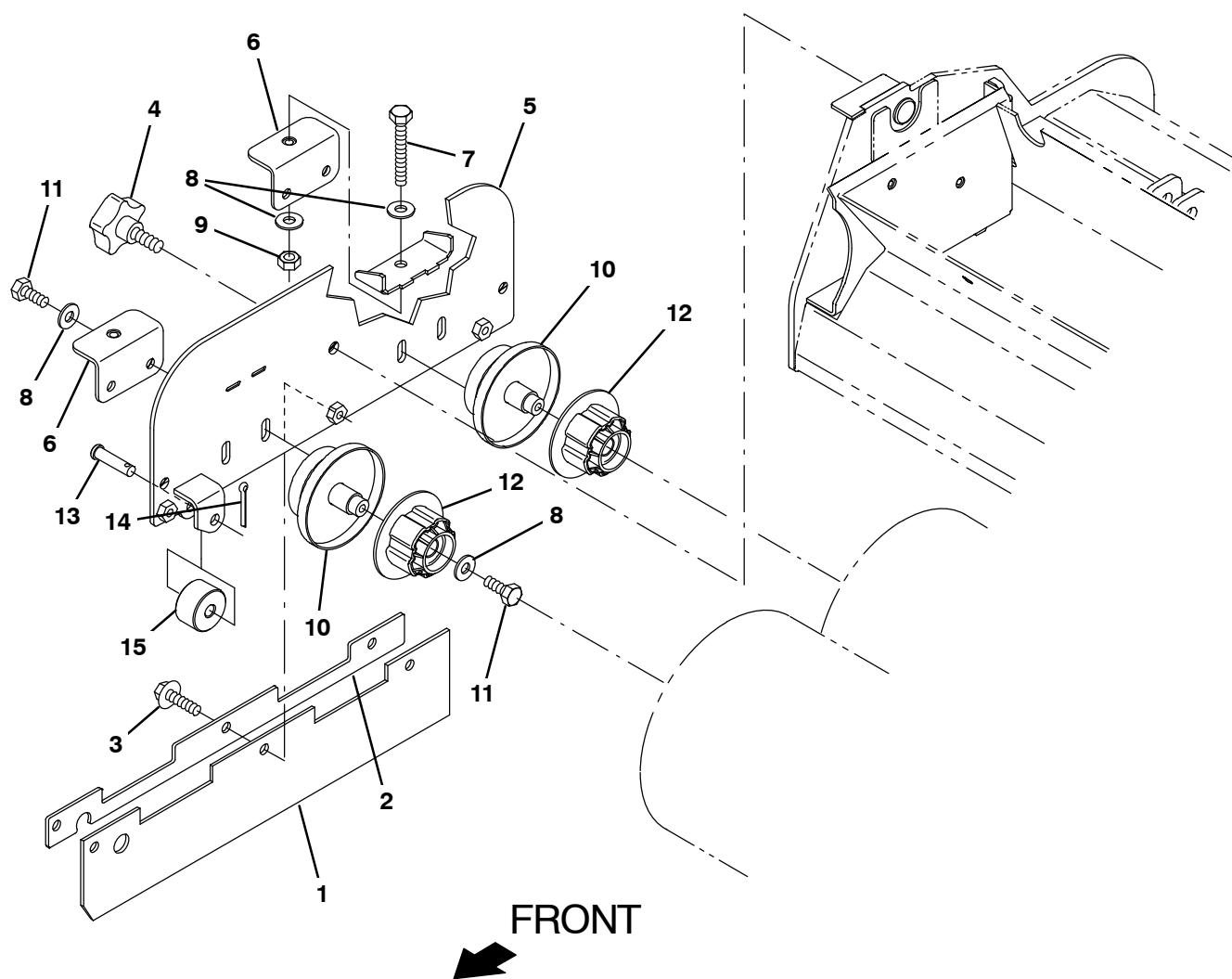


Fig. 15 – Sweeping Main Brush Idler Group

Ref.	Part No.	Serial Number	Description	Qty.
1	1219071	(0000–) Skirt, Sweep, Rh	1
2	1219090	(0000–) Retainer, Skirt, .12, 1.2w X 16.3l, Gray	1
3	1037346	(0000–) Screw, Hex, M8 X 1.25 X 25, 9.8, Sems	3
4	1223100	(0000–) Knob, Star, 2.00d 5ear, M10 X 1.0l Stud	1
5	1219642	(0000–) Plate Wldt, Side	1
6	1219725	(0000–) Angle Wldt	2
7	1014163	(0000–) Screw, Hex, M8 X 1.25 X 60, Fl, Ss	2
8	32491	(0000–) Washer, Flat, 0.31, Std	8
9	08709	(0000–) Nut, Hex, Lock, M8 X 1.25, NI	2
10	1219358	(0000–) Hub Wldt, Idler	2
11	16931	(0000–) Screw, Hex, M8 X 1.25 X 20, 8.8	6
12	1057629	(0000–) Plug, Idler, Brush [Sgl Brg]	2
13	29558	(0000–) Pin, Clevis, 0.37d X 1.50l	1
14	08182	(0000–) Pin, Cotter, .125 X 1.00	1
15	1219303	(0000–) Wheel, 01.5d 0.88w 0.39b [Uhmw]	1

Fig. 16 – Sweeping Main Brush Frame Group

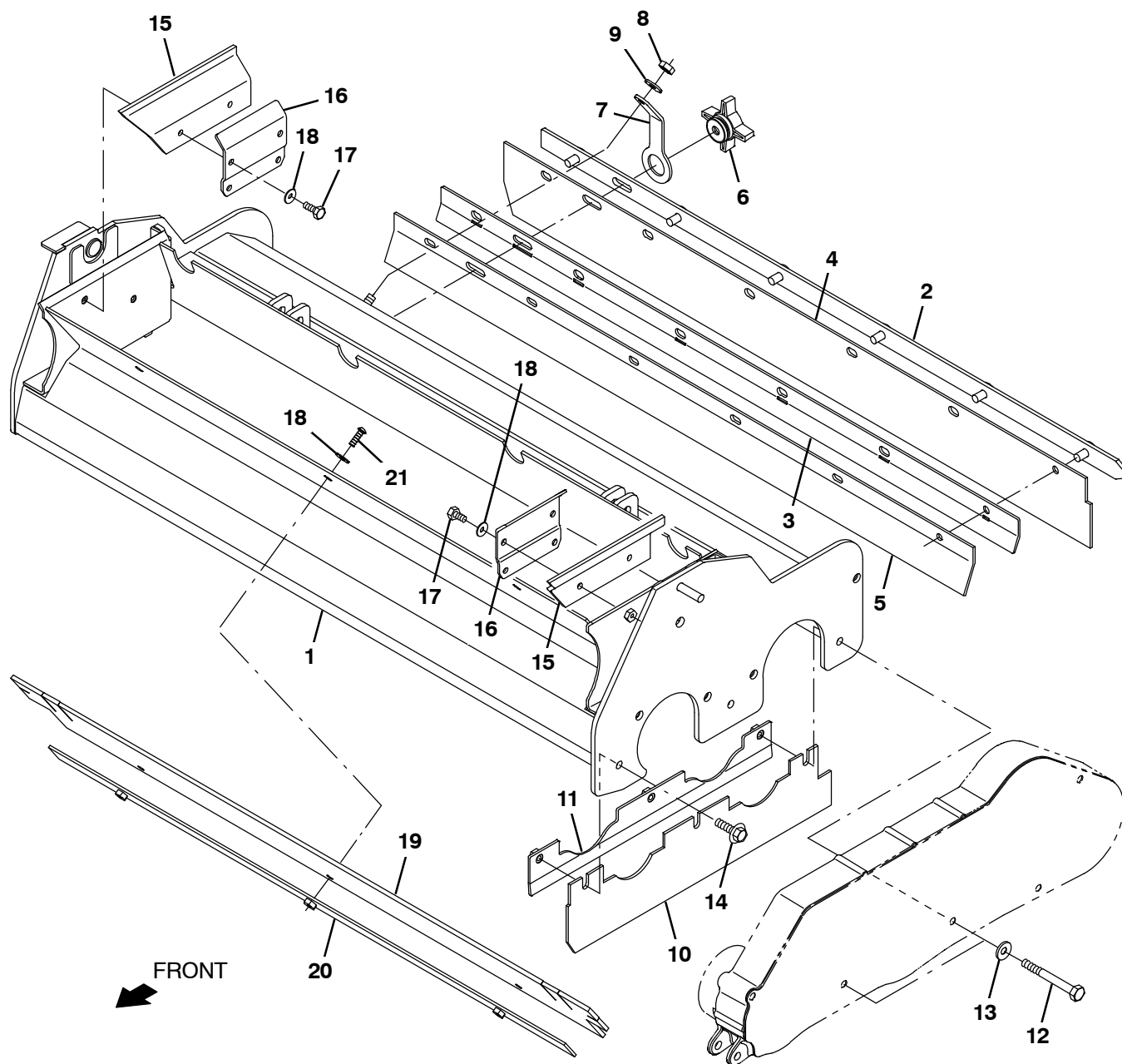


Fig. 16 – Sweeping Main Brush Frame Group

Ref.	Part No.	Serial Number	Description	Qty.
1	1217128	(0000–) Housing Wldt, Brush, Iron Gray	1
2	1219160	(0000–) Bracket Wldt, Mtg, Skirt, Rear	1
3	1219248	(0000–) Bracket, Mtg, Skirt	1
4	1218918	(0000–) Skirt, Hd, Sweep, Rear	1
5	1219236	(0000–) Skirt, Recycle	1
6	1218322	(0000–) Knob, Star, 2.75d 4ear, M8x1.25 Fem	1
7	1048353	(0000–) Strap, Rbr	1
8	08709	(0000–) Nut, Hex, Lock, M8 X 1.25, NI	1
9	01685	(0000–) Washer, Flat, 0.38b 0.88d .08, Ss	1
10	1219033	(0000–) Skirt, Hd, Sweep, Lh	1
11	1219592	(0000–) Retainer Wldt, Skirt, Lh	1
12	06958	(0000–) Screw, Hex, M8 X 1.25 X 80, 8.8	2
13	01685	(0000–) Washer, Flat, 0.38b 0.88d .08, Ss	2
14	1037354	(0000–) Screw, Hex, M8 X 1.25 X 30, 9.8, Sems	1
15	1219243	(0000–) Skirt, Deflector	2
16	1219280	(0000–) Bracket, Retainer	2
17	11329	(0000–) Screw, Hex, M6 X 1.00 X 16, NI, Ss	4
18	01684	(0000–) Washer, Flat, 0.27b 0.69d .05, Ss	7
19	1219083	(0000–) Skirt, Blade, Deflector	1
20	1224157	(0000–) Retainer Wldt, Front	1
21	763147	(0000–) Screw, Btn, M6 X 1.0 X 20, 10.9, Blk	3

Fig. 17 – Sweeping Main Brush Skirt Kit

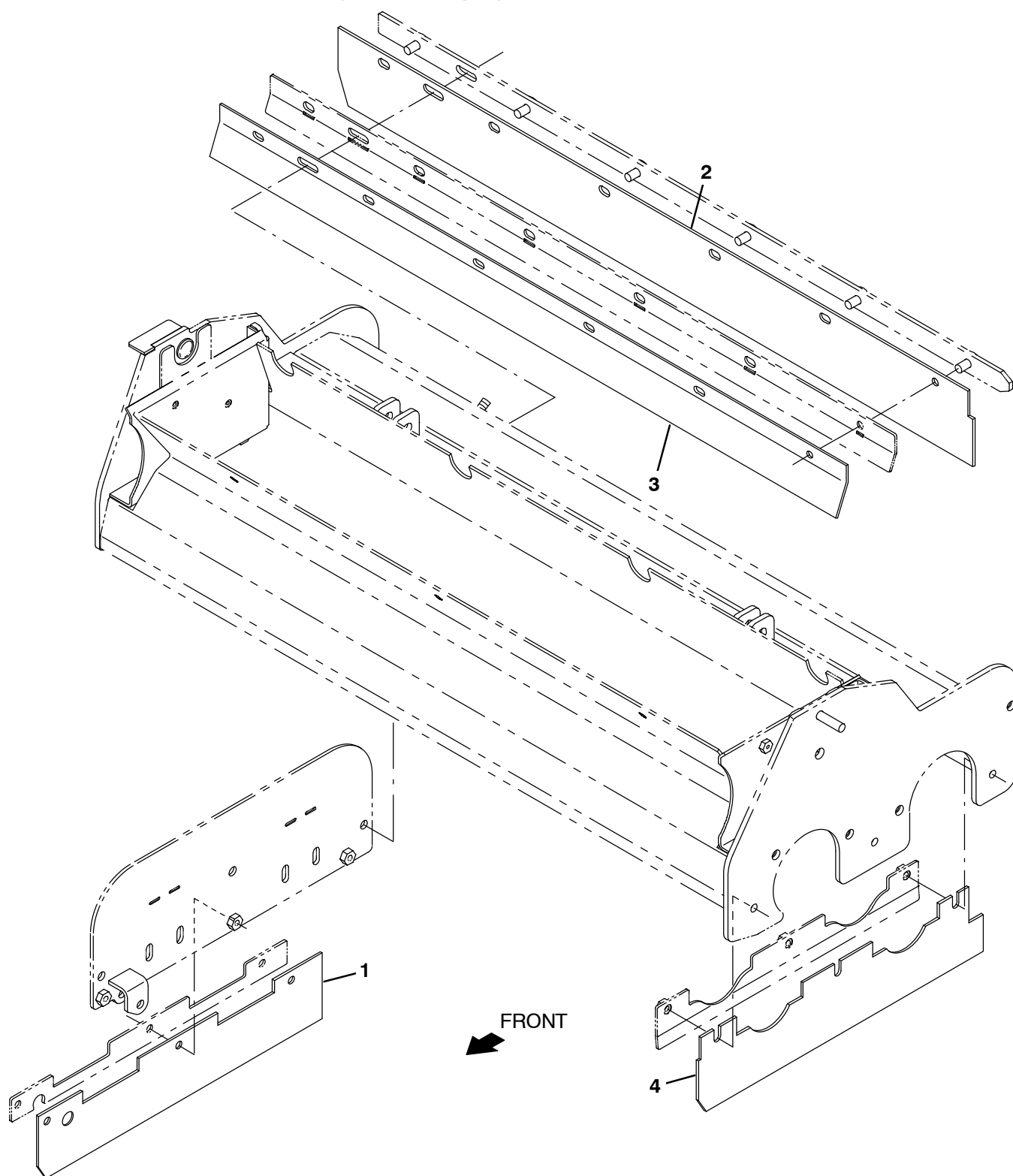


Fig. 17 – Sweeping Main Brush Skirt Kit

	Ref.	Part No.	Serial Number	Description	Qty.
▽		9015026	(0000–) Skirt Kit, Swp, Afmkt [M17]	1
▲	1	1219071	(0000–) Skirt, Sweep, Rh	1
▲	2	1218918	(0000–) Skirt, Hd, Sweep, Rear	1
▲	3	1219236	(0000–) Skirt, Recycle	1
▲	4	1219033	(0000–) Skirt, Hd, Sweep, Lh	1

Fig. 18 – Sweeping Main Brush Seal Kit

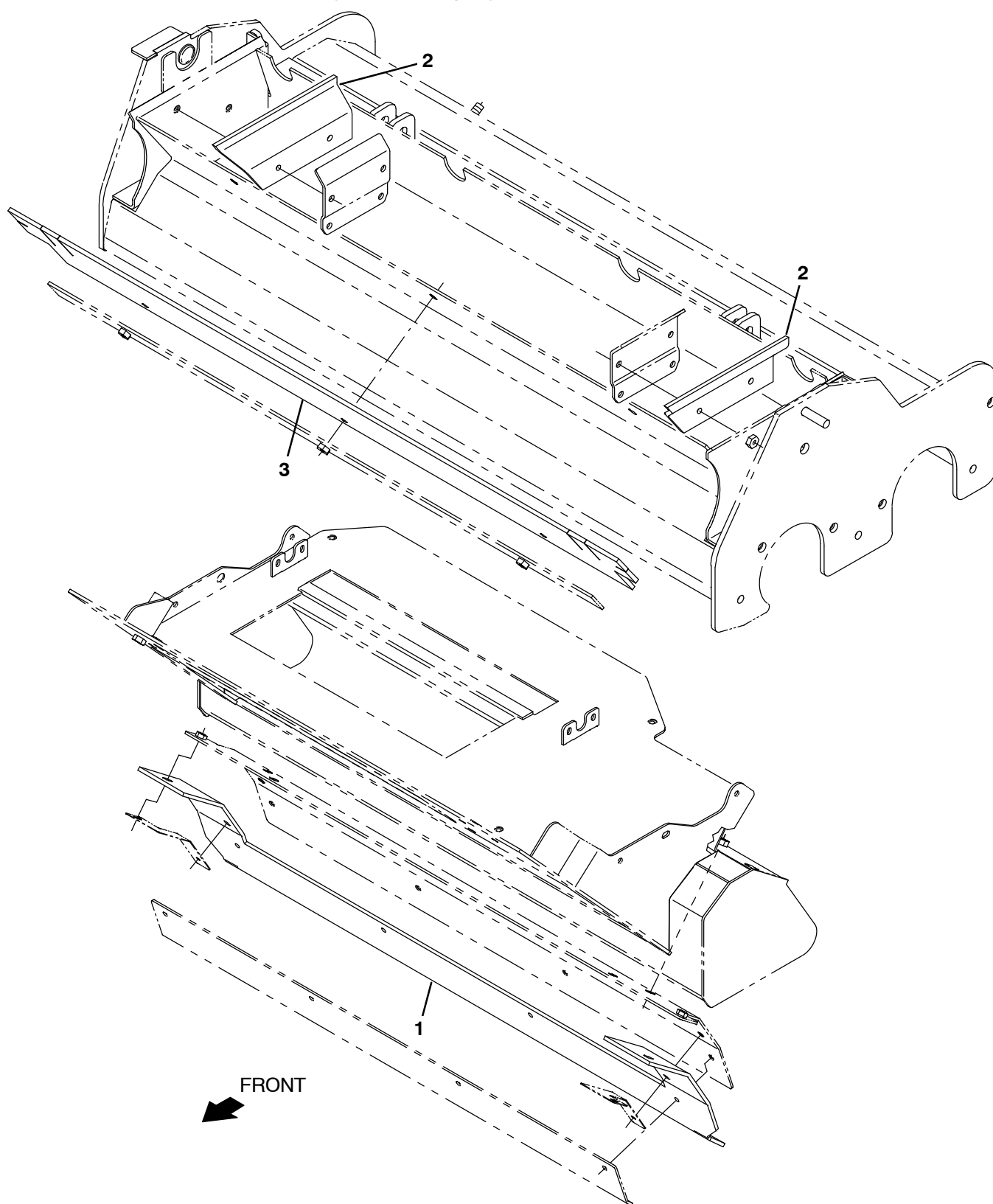


Fig. 18 – Sweeping Main Brush Seal Kit

	Ref.	Part No.	Serial Number	Description	Qty.
▽		9015027	(0000–) Seal Kit, Swp, Afmkt [M17]	1
▲	1	1222527	(0000–) Seal, Diverter, Rear	1
▲	2	1219243	(0000–) Skirt, Deflector	2
▲	3	1219083	(0000–) Skirt, Blade, Deflector	1

Fig. 19 – Sweeping Main Brush Lift Group

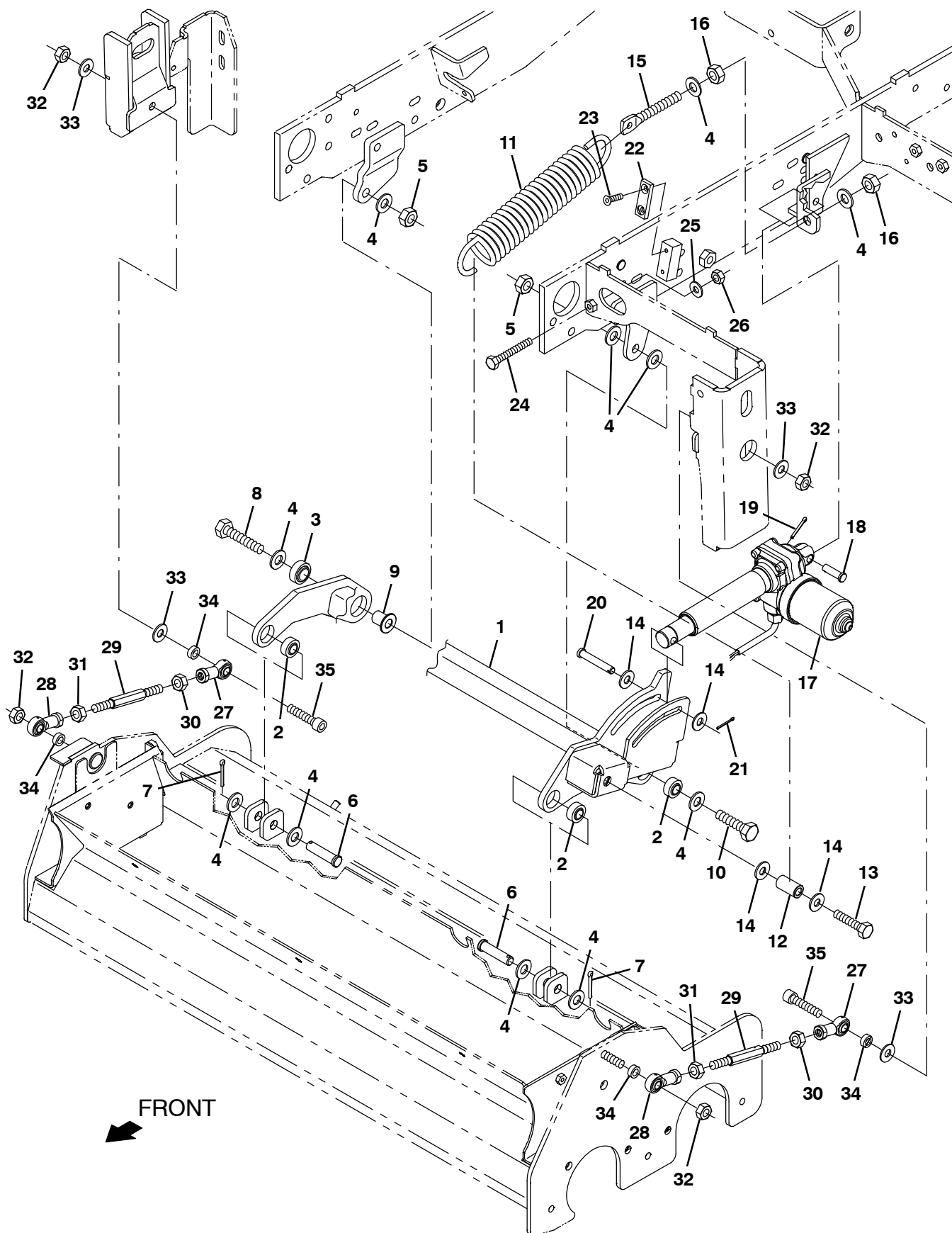


Fig. 19 – Sweeping Main Brush Lift Group

Ref.	Part No.	Serial Number	Description	Qty.
▽		9015025	(0000–) Lift Arm Kit, Swp, Afrmkt [M17]	1
▲	1	1217151	(0000–) Lift Wldt, Main Swp	1
▲	2	1224133	(0000–) Bearing, Self Align, 0.50b 1.00d	3
▲	3	1224134	(0000–) Bearing, Self Align, 0.67b 1.18d	1
	4	32486	(0000–) Washer Flat, 0.50, Sae	11
	5	08711	(0000–) Nut, Hex, Lock, M12 X 1.75, NI	2
	6	51534	(0000–) Pin, Clevis, 0.50d X 2.00l	2
	7	08236	(0000–) Pin, Cotter, .156 X 1.25	2
	8	73377	(0000–) Screw, Hex, M12 X 1.75 X 60, 10.9	1
	9	1222016	(0000–) Sleeve, P/M, Flng, 0.50b 1.10/0.66d 0.9l	1
	10	394349	(0000–) Screw, Hex, M12 X 1.75 X 45, 10.9	1
	11	1222738	(0000–) Spring, Extn, 1.82od 0.28wir 11.24l	1
	12	1013281	(0000–) Sleeve, P/M, 0.41b 0.73d 1.3l [430ss]	1
	13	16930	(0000–) Screw, Hex, M10 X 1.50 X 50, 8.8	1
	14	32492	(0000–) Washer, Flat, 0.38, Std	4
	15	1222845	(0000–) Bolt, Eye, .50–13 X 4.44 X .34eye	1
	16	25015	(0000–) Nut, Hex, Std, .50–13	2
	17	1206470	(0000–) Actuator, 36vdc, 5.00strk, 1100lb	1
	18	46657	(0000–) Pin, Clevis, 0.37d X 1.25l	1
	19	08179	(0000–) Pin, Cotter, .094 X 1.00	1
	20	1242557	(0000–) Pin, Clevis, .38d X 2.83l, Hardened	1
	21	08182	(0000–) Pin, Cotter, .125 X 1.00	1
	22	1220450	(0000–) Pad, Stop, Pye	1
	23	09062	(0000–) Screw, Flt, Soc, M6 X 1.00 X 16, 10.9	2
	24	363976	(0000–) Screw, Hex, M8 X 1.25 X 60, 8.8, Fl	1
	25	01685	(0000–) Washer, Flat, 0.38b 0.88d .08, Ss	1
	26	08713	(0000–) Nut, Hex, Lock, M8 X 1.25, NI, Ss	1
	27	1227424	(0000–) Rod–End, M10x1.5lh Fem 10.0b	2
	28	1219573	(0000–) Rod–End, M10x1.5rh Fem	2
	29	1217152	(0000–) Rod, Hex, M10, .05.12l, Stl	2
	30	09775	(0000–) Nut, Hex, Std, M10–1.5 , Ss	2
	31	07787	(0000–) Nut, Hex, Std, M10 X 1.50, Ss	2
	32	08714	(0000–) Nut, Hex, Lock, M10 X 1.5, NI, Ss	4
	33	01686	(0000–) Washer, Flat, 0.44b 1.00d .08, Ss	4
	34	1227790	(0000–) Sleeve, .39b .65od 6.35l	4
	35	1228214	(0000–) Screw, Soc, N10 X 1.50 X 45, 12.9	2

Fig. 20 – Sweeping Side Brush Lift Group, Right Side

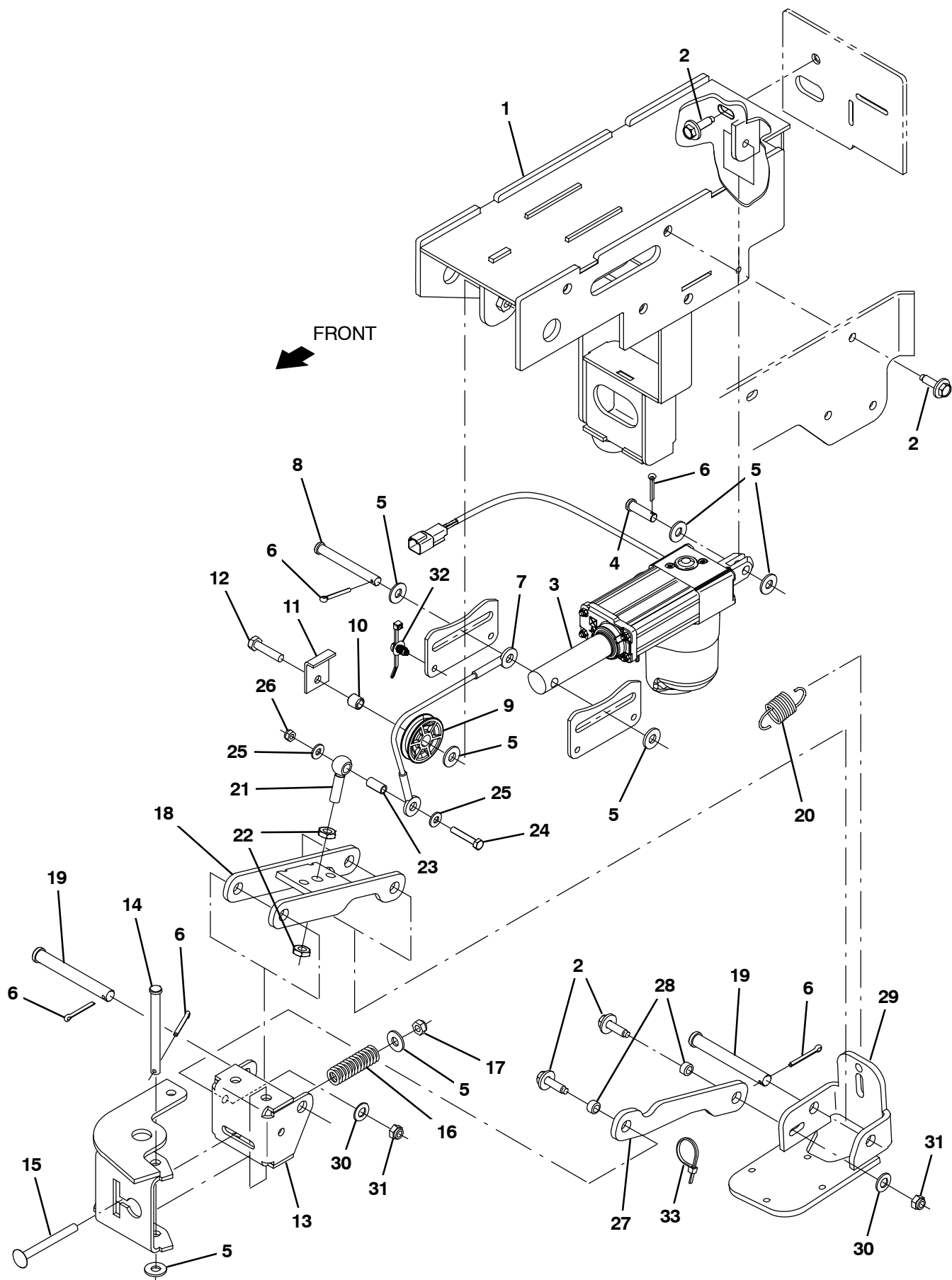


Fig. 20 – Sweeping Side Brush Lift Group, Right Side

Ref.	Part No.	Serial Number	Description	Qty.
1	1221456	(0000–0499) Housing Wldt, Swp Sb, Rh	1
1	1239504	(0500–) Housing Wldt, Swp Sb, Rh	1
2	1037354	(0000–) Screw, Hex, M8 X 1.25 X 30, 9.8, Sems	7
3	1201500	(0000–) Actuator, 36vdc, 2.75strk, 450lb	1
4	46657	(0000–) Pin, Clevis, 0.37d X 1.25l	1
5	01685	(0000–) Washer, Flat, 0.38b 0.88d .08, Ss	7
6	08236	(0000–) Pin, Cotter, .156 X 1.25	5
7	1221017	(0000–) Cable, Lift, .19d 09.50l .38eye /.38eye	1
8	57598	(0000–) Pin, Clevis, 0.37d X 3.25l	1
9	369781	(0000–) Pulley, Cable, 1.5d Nyl	1
10	222460	(0000–) Sleeve, P/M, 0.32b 0.50d 0.5l [430ss]	1
11	54400	(0000–) Bracket, Angle, Keeper, Cable	1
12	06955	(0000–) Screw, Hex, M8 X 1.25 X 35, 8.8	1
13	1221016	(0000–) Bracket, Pivot	1
14	49914	(0000–) Pin, Clevis, 0.37d X 4.00l	1
15	1223797	(0000–) Bolt, Carriage, M8 X 1.25 X 80, FI	1
16	1217835	(0000–) Spring, Cmpr, 0.75od .17wir 02.5l	1
17	08713	(0000–) Nut, Hex, Lock, M8 X 1.25, NI, Ss	1
18	1221530	(0000–) Arm Wldt, Lift	1
19	51528	(0000–) Pin, Clevis, 0.50d X	2
20	1226407	(0000–) Spring, Extn, 0.94od 0.085wir 2.00l	1
21	1221611	(0000–) Bolt, Eye, M10 X 1.5 X 040mm, 10.00 Eye	1
22	763064	(0000–) Nut, Hex, Jam, M10 X 1.5, [Din439]	2
23	1206722	(0000–) Sleeve, P/M, 0.25b 0.38d 0.8l	1
24	06946	(0000–) Screw, Hex, M6 X 1.00 X 35, 8.8	1
25	32483	(0000–) Washer, Flat, 0.25, Sae	2
26	08708	(0000–) Nut, Hex, Lock, M6 X 1.00, NI	1
27	1221486	(0000–) Link, Pivot, Lower	1
28	222516	(0000–) Sleeve, P/M, 0.32b 0.50d 0.3l [430ss]	2
29	1221023	(0000–) Mount Wldt, Motor, Rh	1
30	32485	(0000–) Washer, Flat, 0.38, Sae	2
31	08709	(0000–) Nut, Hex, Lock, M8 X 1.25, NI	2
32	1210807	(0000–) Wire, Tie [W/.25" Fir Tree Clip]	1
33	130773	(0000–) Tie, Cable, Nyl, 11.0l, .14w, 3.0 Max. D	2

Fig. 21 – Sweeping Side Brush Motor Group, Right Side

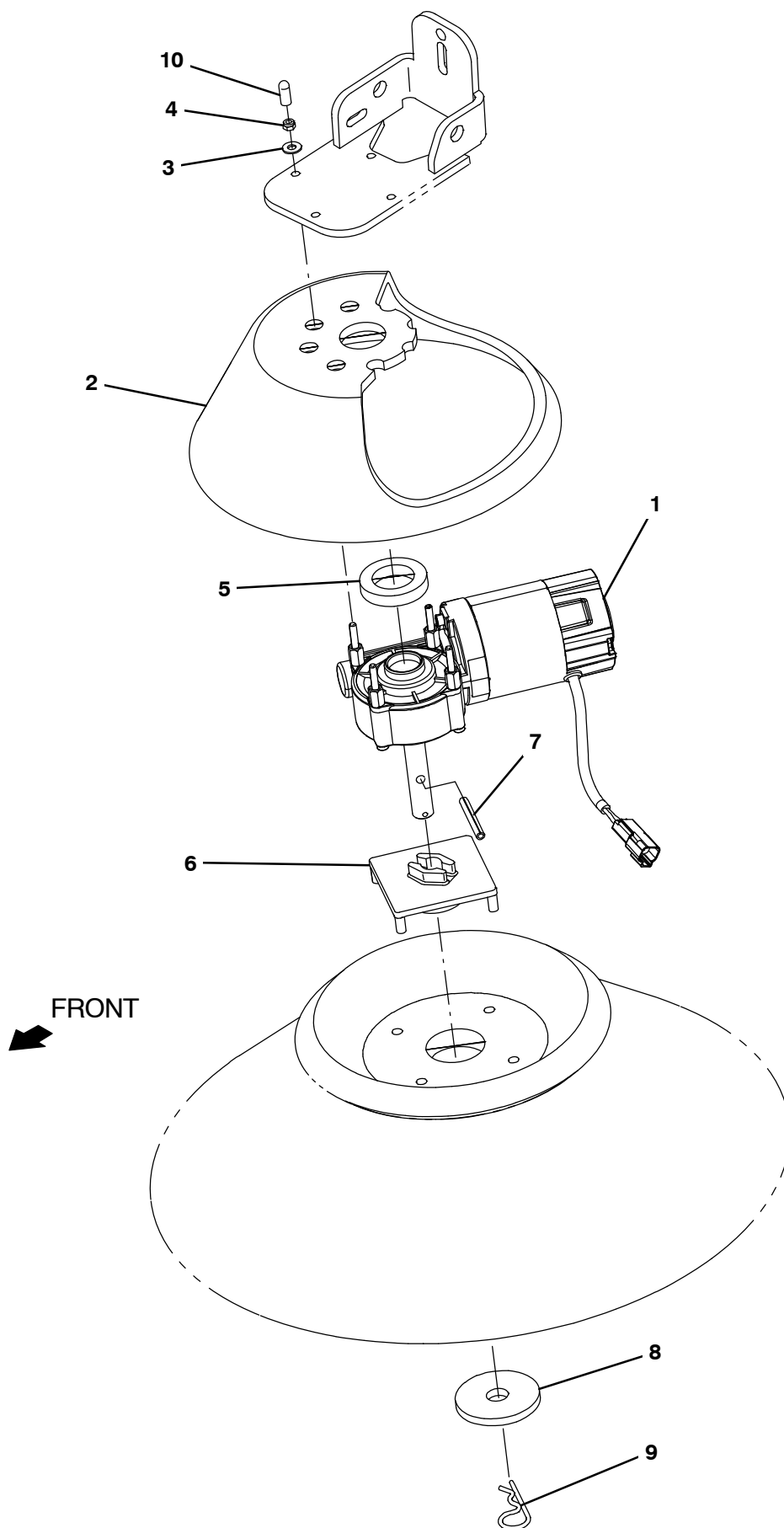


Fig. 21 – Sweeping Side Brush Motor Group, Right Side

Ref.	Part No.	Serial Number	Description	Qty.
1	1217201	(0000–) Motor, Ele, 36vdc 0070rpm 60w	1
2	1215855	(0000–) Guard, Brush, Side	1
3	19066	(0000–) Washer, Flat, 0.25b 0.56d .05, Pl, 10	4
4	06549	(0000–) Nut, Hex, Lock, M5 X 0.80, NI	4
5	1223368	(0000–) Spacer, Brush	1
6	1017441	(0000–) Plate, Adapter, Brush	1
7	11398	(0000–) Pin, Roll, .250d X 2.00l, .250/.256	1
8	1017802	(0000–) Washer, Flat, 0.66b 2.50d .19, Ss	1
9	02942	(0000–) Pin, Hair, Cotter, 0.62d .120 Wir	1
10	1227460	(0000–) Cover, Thread, M5	4

Fig. 22 – Sweeping Side Brush Lift Group, Left Side

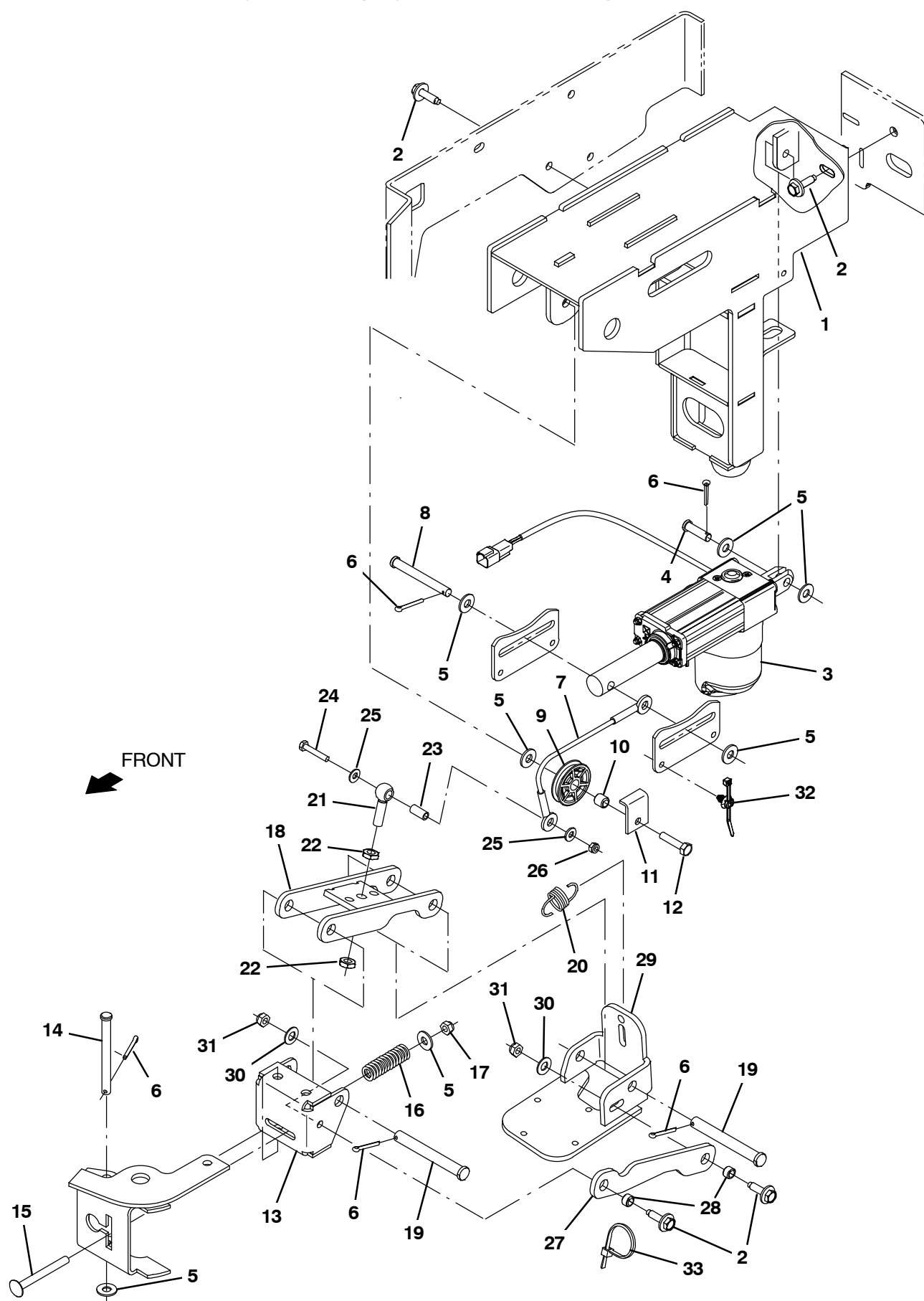


Fig. 22 – Sweeping Side Brush Lift Group, Left Side

Ref.	Part No.	Serial Number	Description	Qty.
1	1221457	(0000-0499) Housing Wldt, Swp Sb, Lh	1
1	1239505	(0500-) Housing Wldt, Swp Sb, Lh	1
2	1037354	(0000-) Screw, Hex, M8 X 1.25 X 30, 9.8, Sems	7
3	1201500	(0000-) Actuator, 36vdc, 2.75strk, 450lb	1
4	46657	(0000-) Pin, Clevis, 0.37d X 1.25l	1
5	01685	(0000-) Washer, Flat, 0.38b 0.88d .08, Ss	7
6	08236	(0000-) Pin, Cotter, .156 X 1.25	5
7	1221017	(0000-) Cable, Lift, .19d 09.50l .38eye /.38eye	1
8	57598	(0000-) Pin, Clevis, 0.37d X 3.25l	1
9	369781	(0000-) Pulley, Cable, 1.5d Nyl	1
10	222460	(0000-) Sleeve, P/M, 0.32b 0.50d 0.5l [430ss]	1
11	54400	(0000-) Bracket, Angle, Keeper, Cable	1
12	06955	(0000-) Screw, Hex, M8 X 1.25 X 35, 8.8	1
13	1221016	(0000-) Bracket, Pivot	1
14	49914	(0000-) Pin, Clevis, 0.37d X 4.00l	1
15	1223797	(0000-) Bolt, Carriage, M8 X 1.25 X 80, FI	1
16	1217835	(0000-) Spring, Cmpr, 0.75od .17wir 02.5l	1
17	08713	(0000-) Nut, Hex, Lock, M8 X 1.25, NI, Ss	1
18	1221530	(0000-) Arm Wldt, Lift	1
19	51528	(0000-) Pin, Clevis, 0.50d X	2
20	1226407	(0000-) Spring, Extn, 0.94od 0.085wir 2.00l	1
21	1221611	(0000-) Bolt, Eye, M10 X 1.5 X 040mm, 10.00 Eye	1
22	763064	(0000-) Nut, Hex, Jam, M10 X 1.5, [Din439]	2
23	1206722	(0000-) Sleeve, P/M, 0.25b 0.38d 0.8l	1
24	06946	(0000-) Screw, Hex, M6 X 1.00 X 35, 8.8	1
25	32483	(0000-) Washer, Flat, 0.25, Sae	2
26	08708	(0000-) Nut, Hex, Lock, M6 X 1.00, NI	1
27	1221486	(0000-) Link, Pivot, Lower	1
28	222516	(0000-) Sleeve, P/M, 0.32b 0.50d 0.3l [430ss]	2
29	1221203	(0000-) Mount Wldt, Motor, Lh	1
30	32485	(0000-) Washer, Flat, 0.38, Sae	2
31	08709	(0000-) Nut, Hex, Lock, M8 X 1.25, NI	2
32	1210807	(0000-) Wire, Tie [W/.25" Fir Tree Clip]	1
33	130773	(0000-) Tie, Cable, Nyl, 11.0l, .14w, 3.0 Max. D	2

Fig. 23 – Sweeping Side Brush Motor Group, Left Side

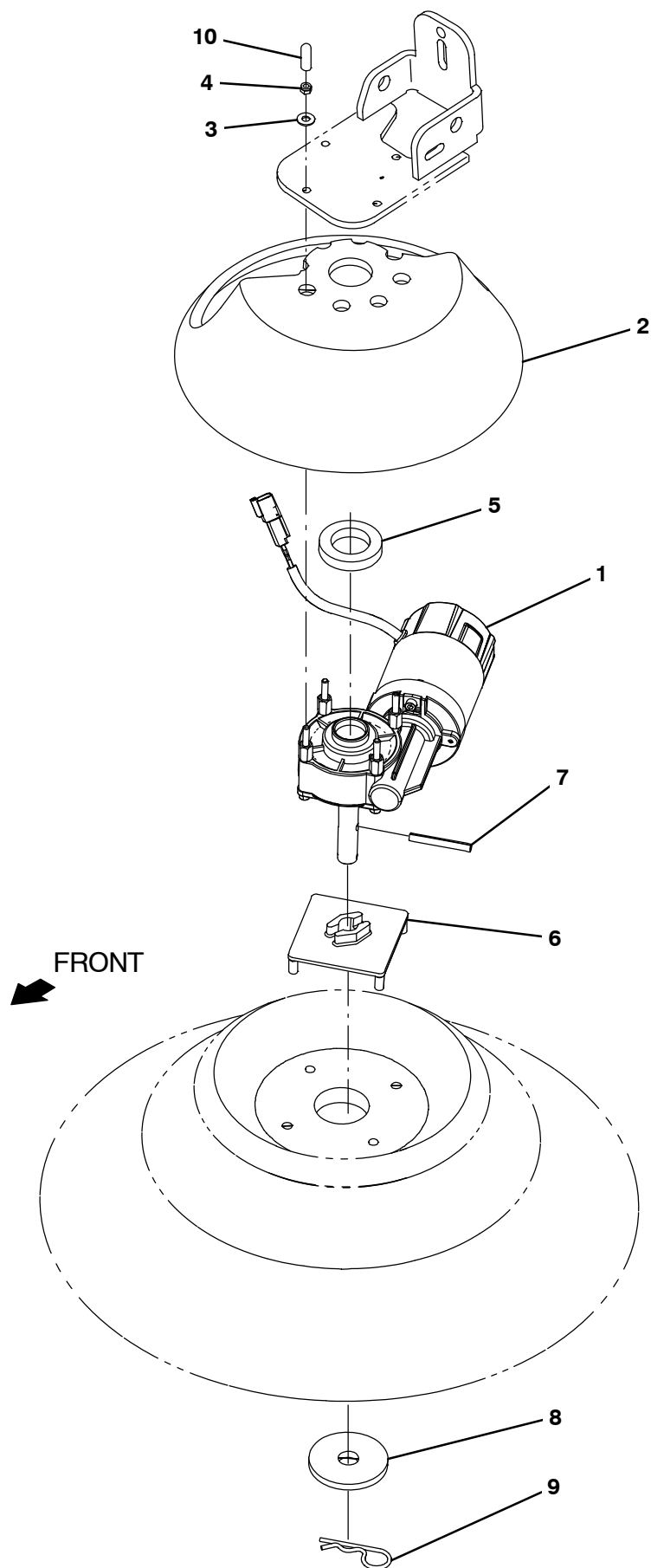


Fig. 23 – Sweeping Side Brush Motor Group, Left Side

Ref.	Part No.	Serial Number	Description	Qty.
1	1217685	(0000–) Motor, Ele, 36vdc 0070rpm 60w, Lh	1
2	1215855	(0000–) Guard, Brush, Side	1
3	19066	(0000–) Washer, Flat, 0.25b 0.56d .05, Pl, 10	4
4	06549	(0000–) Nut, Hex, Lock, M5 X 0.80, NI	4
5	1223368	(0000–) Spacer, Brush	1
6	1017441	(0000–) Plate, Adapter, Brush	1
7	11398	(0000–) Pin, Roll, .250d X 2.00l, .250/.256	1
8	1017802	(0000–) Washer, Flat, 0.66b 2.50d .19, Ss	1
9	02942	(0000–) Pin, Hair, Cotter, 0.62d .120 Wir	1
10	1227460	(0000–) Cover, Thread, M5	4

Fig. 24 – Scrub Head Lift Group

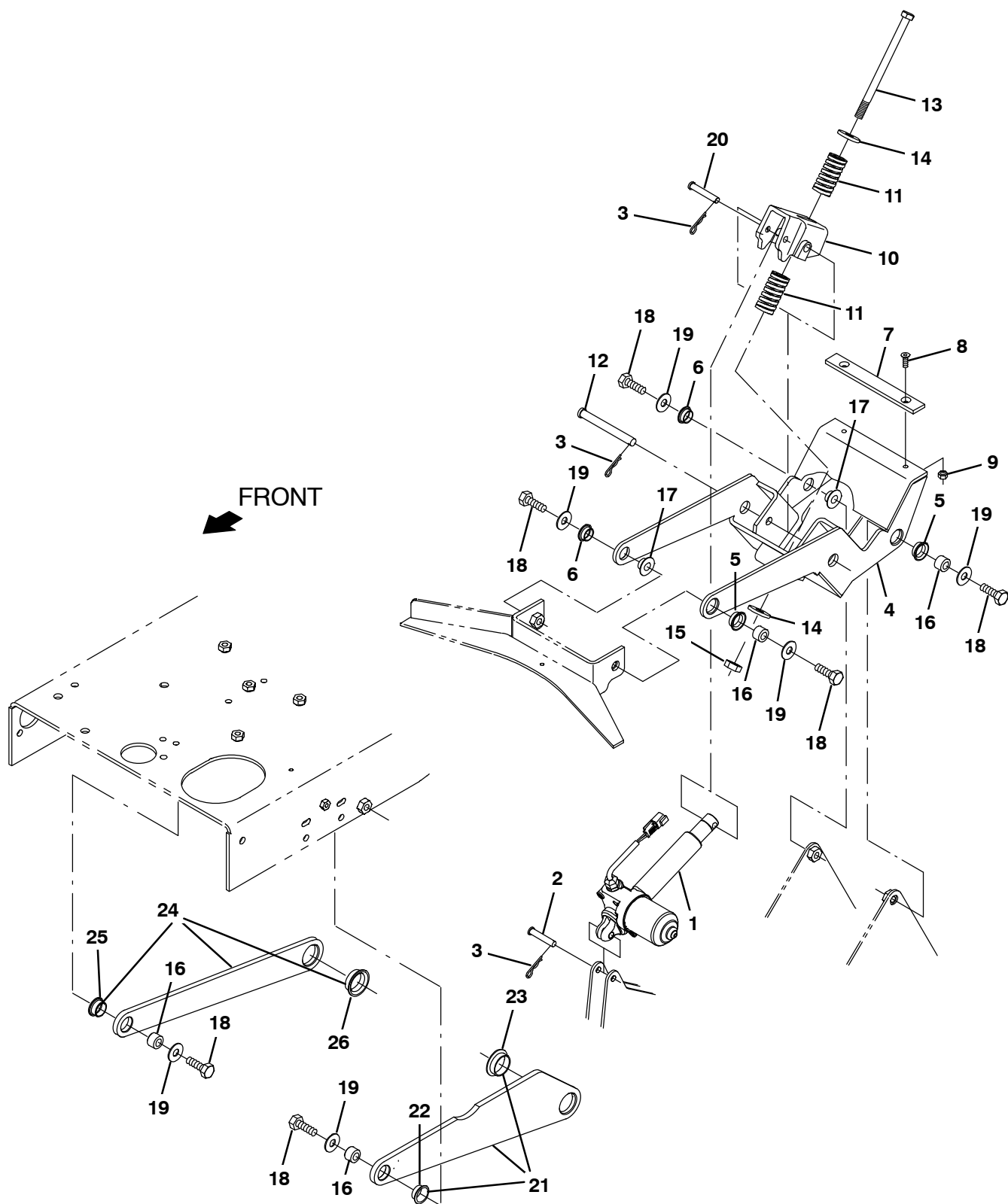


Fig. 24 – Scrub Head Lift Group

	Ref.	Part No.	Serial Number	Description	Qty.
	1	1206470	(0000–) Actuator, 36vdc, 5.00strk, 1100lb	1
	2	29584	(0000–) Pin, Clevis, 0.37d X 2.00l	1
	3	44906	(0000–) Pin, Cotter, Hair, 0.38d .093 Wir	3
▽		9020250	(0000–) Link Assy, Lift, Head, Afmkt [T17]	1
▲	4	1233055	(0000–) Arm Wldt, Lift	1
▲	5	1037827	(0000–) Bushing, Flng, 0.88b 1.0d 0.37l	2
▲	6	04928	(0000–) Bushing, Flng, 0.50b 0.59d 0.38l	2
▲	7	1205133	(0000–) Pad, Stop, Rbr	1
▲	8	16879	(0000–) Screw, Flt, Soc, M6 X 1.00 X 20, 10.9	2
▲	9	08712	(0000–) Nut, Hex, Lock, M6 X 1.00, NI, Ss	2
	10	1209769	(0000–) Bellcrank, Spring, Machined	1
	11	1208208	(0000–) Spring, Cmpr, 1.25od Flat Wir 02.5l	2
	12	59668	(0000–) Pin, Clevis, 0.50d X 4.50l	1
	13	1212623	(0000–) Screw, Hex, M12 X 1.75 X 180, 8.8	1
	14	35843	(0000–) Washer, Flat, 0.53b 1.50d .19, Stl	2
	15	09741	(0000–) Nut, Hex, Lock, M12 X 1.75, NI, Ss	1
	16	1210262	(0000–) Sleeve, P/M, 0.50b 0.87d 0.6l [430ss]	4
	17	1210177	(0000–) Sleeve, P/M, Flng, 0.50b 1.25/0.75d 0.4l	2
	18	06969	(0000–) Screw, Hex, M12 X 1.75 X 40, 8.8	6
	19	1210179	(0000–) Washer, Flat, 0.50b 1.25d 0.8, Stl, PI	6
	20	222260	(0000–) Pin, Clevis, 0.37d X 2.25l	1
▽	21	9020251	(0000–) Plate Assy, Side, Head, Afmkt [T17]	1
▲	22	1210630	(0000–) Bushing, Flng, 0.88b 1.0d 0.50l	1
▲	23	1210624	(0000–) Bushing, Flng, 1.25b 1.41d 0.50l	1
▽	24	9020253	(0000–) Plate Assy, Side, Head, Afmkt [T17]	1
▲	25	1210630	(0000–) Bushing, Flng, 0.88b 1.0d 0.50l	1
▲	26	1210624	(0000–) Bushing, Flng, 1.25b 1.41d 0.50l	1

Fig. 25 – Scrub Head and Drive Motor Group, Disk

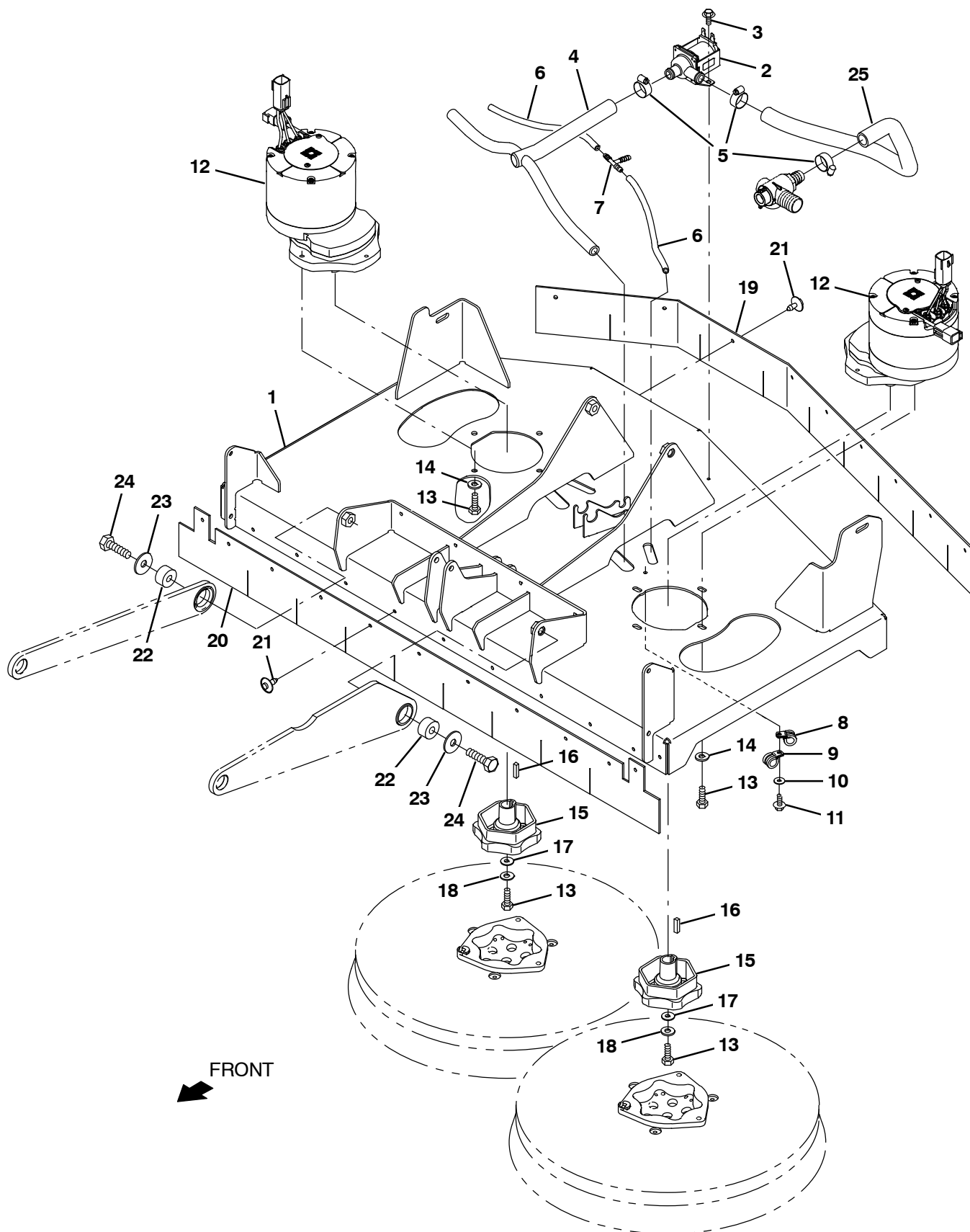


Fig. 25 – Scrub Head and Drive Motor Group, Disk

Ref.	Part No.	Serial Number	Description	Qty.	
1	1222545	(0000–) Head Wldt, Disk	1	
2	9016496	(0000–0195) Valve Kit, Replacement 36V Hi Flow	1	
2	1075238	(0196–) Valve, Water, Solenoid – 36v	1	
3	74455	(0000–) Screw, Hex, M6 X 1.00 X 12, Fmg	2	
4	1205131	(0000–) Manifold, Soltn	1	
5	63810	(0000–) Clamp, Hose, Wormdrive, 0.56–1.06d, .56w	3	
6	1011409	(0000–) Hose, Afmkt, Pvc, Brd, 0.25id, 01ft	2	
7	150713	(0000–) Fitting, Plstc, Tee, Bm04/Bm04/Bm04	1	
8	1016354	(0000–) Clamp, Cable, Ss, 0.50d X 0.50w [Insul]	2	
9	07471	(0000–) Clamp, Cable, Stl, 0.75d X 0.75w, 1hole	2	
10	01684	(0000–) Washer, Flat, 0.27b 0.69d .05, Ss	2	
11	222158	(0000–) Screw, Hex, M6 X 1.00 X 10, Fmg	2	
▽	9020238	(0000–) Motor Assy, Disk, Afmkt [T17]	2	
▲	12	1204356	(0000–) Motor, Ele, 36vdc, 350 Rpm 1.5hp Gear	1
▲	13	09010	(0000–) Screw, Hex, M8 X 1.25 X 25, Ss	5
▲	14	01685	(0000–) Washer, Flat, 0.38b 0.88d .08, Ss	5
▲	15	377364	(0000–) Hub, Drive, Brush, Disk, 0.75b [6t]	1
▲	16	00928	(0000–) Key, Sq, 0.25 X 0.25, 1.00l	1
▲	17	41186	(0000–) Washer, Flat, Belleville, .31	1
▲	18	01686	(0000–) Washer, Flat, 0.44b 1.00d .08, Ss	1
▽	9020242	(0000–) Skirt Kit, Disk, Afmkt [T17]	1	
▲	19	1204458	(0000–) Skirt, Rbr, Rear	1
▲	20	1204460	(0000–) Skirt, Rbr, Front	1
▲	21	72968	(0000–) Rivet, Plstc, .250d X 0.90	20
22	1210660	(0000–) Pivot, Lift	2	
23	1210667	(0000–) Washer, Flat, 0.5b 1.5d .12, Stl, Pl	2	
24	06969	(0000–) Screw, Hex, M12 X 1.75 X 40, 8.8	2	
25	1045041	(0000–) Hose, Afmkt, Pvc, Wir, 0.75 Id, 03Ft, Clr	1	

Fig. 26 – Scrub Head Frame Group, Cylindrical

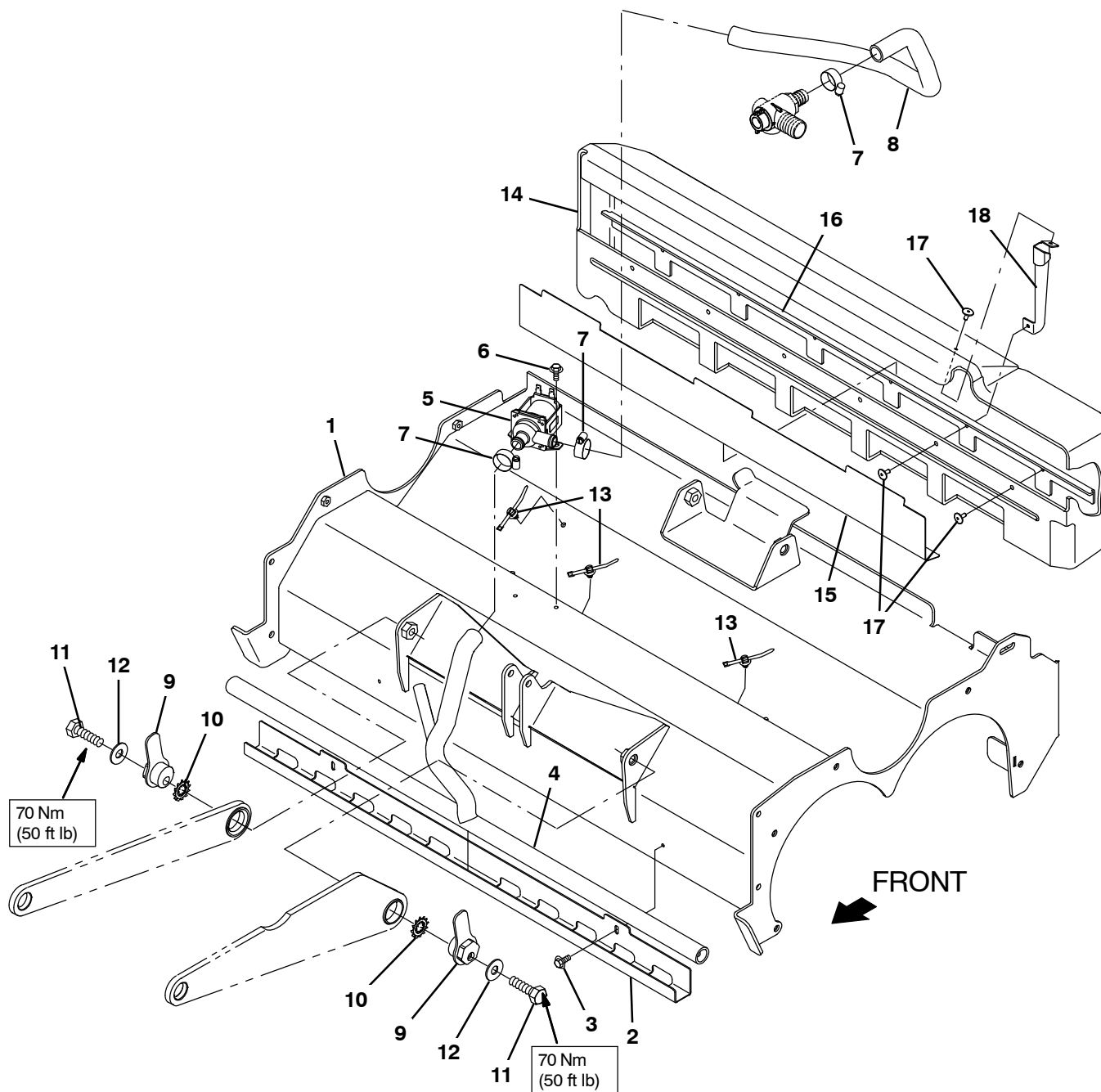


Fig. 26 – Scrub Head Frame Group, Cylindrical

Ref.	Part No.	Serial Number	Description	Qty.
1	1213161	(0000–) Housing Wldt, Scb, Cyl	1
2	1205011	(0000–) Clamp Bracket, Distribution	1
3	223198	(0000–) Screw, Hex, M5 X 0.80 X 10, Fmg	2
4	1205010	(0000–) Manifold, Bar, Spray	1
5	9016496	(0000–0195) Valve Kit, Replacement 36V Hi Flow	1
5	1075238	(0196–) Valve, Water, Solenoid – 36v	1
6	74455	(0000–) Screw, Hex, M6 X 1.00 X 12, Fmg	2
7	63810	(0000–) Clamp, Hose, Wormdrive, 0.56–1.06d, .56w	3
8	1045041	(0000–) Hose, Afmkt, Pvc, Wir, 0.75id, 03ft, Clr	1
9	1210618	(0000–) Pivot Wldt	2
10	41143	(0000–) Washer, Lock, Int–Ext, 0.50	2
11	06971	(0000–) Screw, Hex, M12 X 1.75 X 50, 8.8	2
12	1210179	(0000–) Washer, Flat, 0.50b 1.25d 0.8, Stl, Pl	2
13	1210807	(0000–) Wire, Tie [W/.25" Fir Tree Clip]	3
▽	9020215	(0000–) Tray Kit, Debris, Cyl, Afmkt [T17]	1
▲	14 1207108	(0000–) Hopper, Debris, Trimmed	1
▲	15 1207126	(0000–) Angle, Stl, Perforated .03	1
▲	16 1207127	(0000–) Lip, Tray, Debris	1
▲	17 68567	(0000–) Rivet, Blind, .188d X 0.53 X .62d, Alm	6
▲	18 1227455	(0000–) Bracket, Sppt, Debris Tray [T17/M17]	1

Fig. 27 – Scrub Head Drive Motors Group, Cylindrical

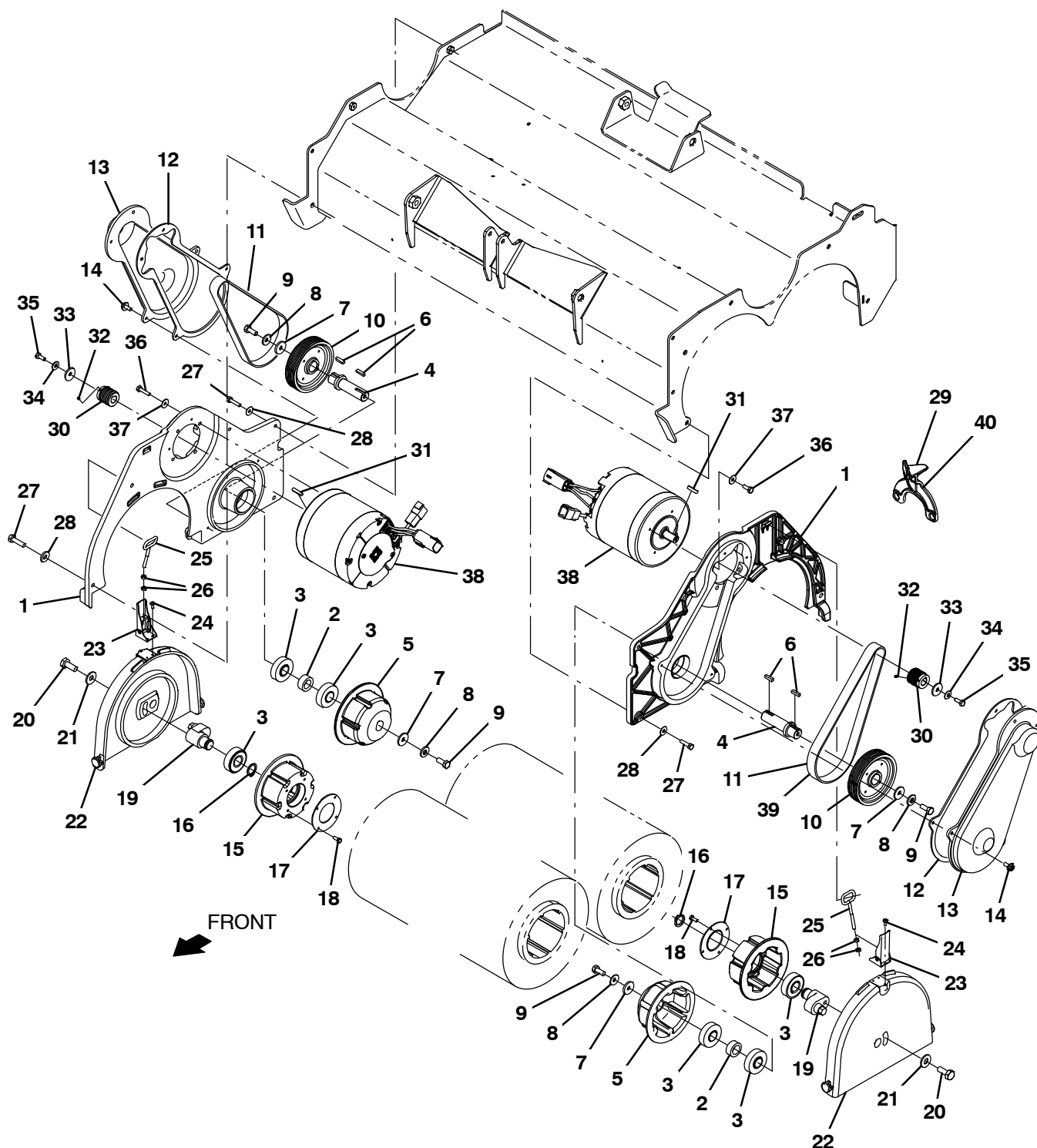


Fig. 27 – Scrub Head Drive Motors Group, Cylindrical

	Ref.	Part No.	Serial Number	Description	Qty.
▽		9020235	(0000–) Panel Assy, Cyl, Afmkt [T17]	2
▲	1	1204637	(0000–) Plate, Side, Wrap	1
▲	2	1204634	(0000–) Spacer, Brg	1
▲	3	46390	(0000–) Bearing, Ball, 0.79b 1.85d 0.55w	3
▲	4	1204643	(0000–) Shaft, Drive, Brush	1
▲	5	1204881	(0000–) Plug, Drive, Brush	1
▲	6	00911	(0000–) Key, Sq, 0.19 X 0.19, 0.75l	2
▲	7	1017218	(0000–) Washer, Flat, 0.32b 1.00d .12, Ss	2
▲	8	41186	(0000–) Washer, Flat, Belleville, .31	2
▲	9	12273	(0000–) Screw, Hex, M8 X 1.25 X 20, NI, Ss	2
▲	10	1204639	(0000–) Sheave, 09grv, 4.13pd 0.75b [Pj]	1
▲	11	1204640	(0000–) Belt Kit, Drive	1
▲▽		9020245	(0000–) Cover Kit, Belt, Cyl, Afmkt [T7] (2 Kits Required)	1
▲▲	12	1204880	(0000–) Gasket, Belt, Cover	1
▲▲	13	1204642	(0000–) Cover, Belt	1
▲▲	14	1034731	(0000–) Screw, Hex, M6 X 1.00 X 16, Ss, Sems	4
▲▽		9020240	(0000–) Door Assy, Idler, Cyl, Afmkt [T17] (2 Kits Required)	2
▲▲	15	1204790	(0000–) Plug, Idler, Brush	1
▲▲	16	26428	(0000–) Ring, Retaining, Ext, 0.75d, Hd	1
▲▲	17	1056838	(0000–) Retainer, Brg, Iron Gray	1
▲▲	18	09738	(0000–) Screw, Hex, M5 X 0.80 X 12, Ss	4
▲▲	19	1204791	(0000–) Cam, Adj, Brush	1
▲▲	20	09028	(0000–) Screw, Hex, M10 X 1.50 X 25, Ss	1
▲▲	21	01686	(0000–) Washer, Flat, 0.44b 1.00d .08, Ss	1
▲▲	22	1204441	(0000–) Cover, Plug, Idler	1
▲▲	23	386257	(0000–) Latch	1
▲▲	24	49697	(0000–) Screw, Pan, Phl, M4 X 0.70 X 10, Ss	3
▲▲	25	386274	(0000–) Hook Wldt, Latch	1
▲▲	26	50335	(0000–) Nut, Hex, Std, M5 X 0.80, 8	2
▲	27	09007	(0000–) Screw, Hex, M6 X 1.00 X 25, Ss	5
▲	28	01684	(0000–) Washer, Flat, 0.27b 0.69d .05, Ss	5
▲	29	1212849	(0000–) Tool, Installation, Belt	1
▽		9020239	(0000–) Motor Assy, Cyl, Afmkt [T17]	2
▲	30	1204638	(0000–) Sheave, 09grv, 1.18pd 0.55b [Pj]	1
▲	31	1014328	(0000–) Key, Sq, 05mm X 05mm, 25mml	1
▲	32	222818	(0000–) Screw, Set, Soc, 08–32 X 0.25, NI	1
▲	33	1017218	(0000–) Washer, Flat, 0.32b 1.00d .12, Ss	1
▲	34	41185	(0000–) Washer, Flat, Belleville, .25	1
▲	35	06944	(0000–) Screw, Hex, M6 X 1.00 X 16	1
▲	36	15678	(0000–) Screw, Hex, M6 X 1.00 X 16, Ss	4
▲	37	01684	(0000–) Washer, Flat, 0.27b 0.69d .05, Ss	4
▲	38	1204357	(0000–) Motor, Ele, 36vdc, 1750 Rpm 1.5hp	1
▽		9020237	(0000–) Belt, Kit, Cyl, Afmkt [T17]	2
▲	39	1204640	(0000–) Belt, Drive	1
▲	40	1212849	(0000–) Tool, Installation, Belt	1

Fig. 28 – Scrub Head Side Squeegee Group, Right Hand

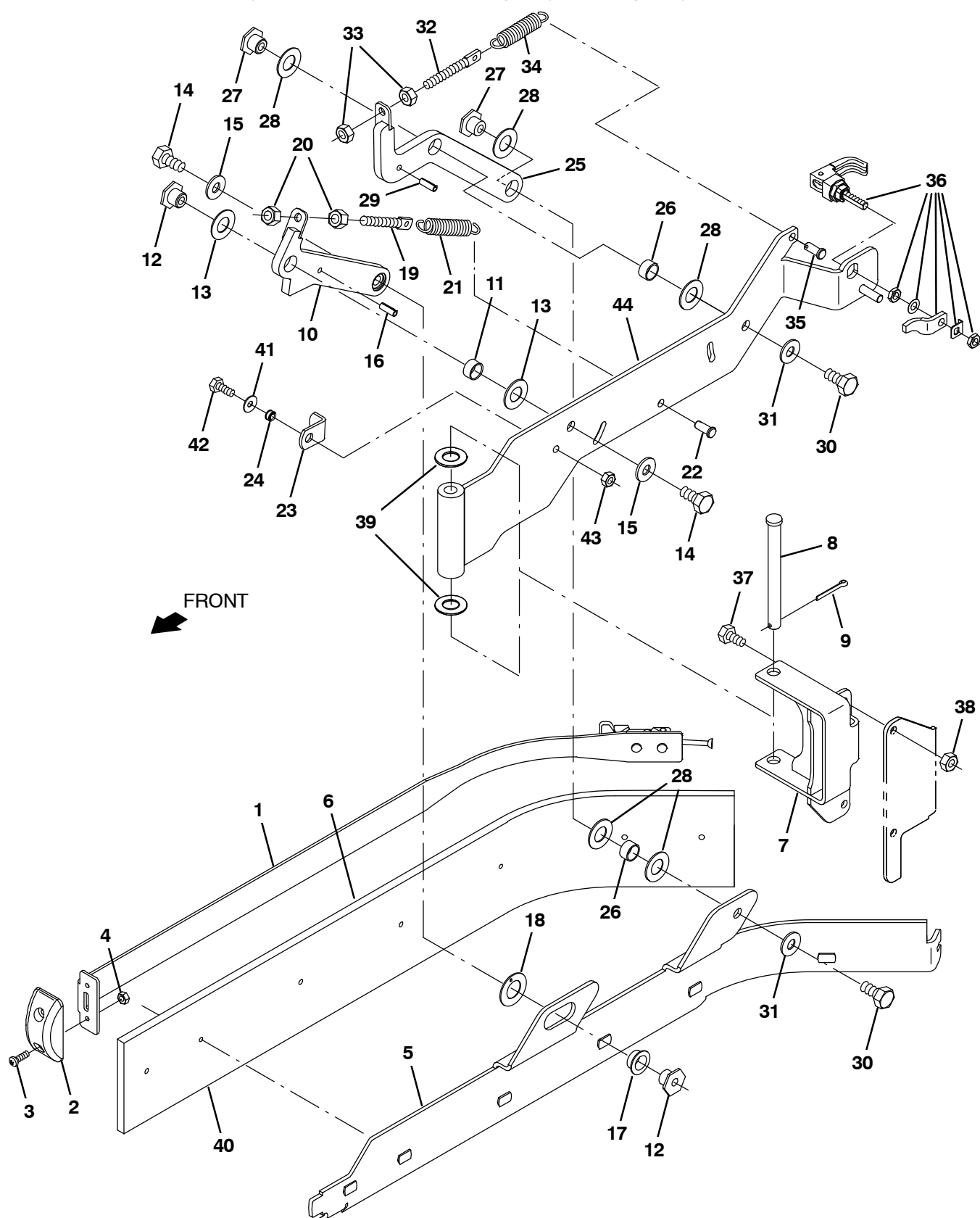


Fig. 28 – Scrub Head Side Squeegee Group, Right Hand

Ref.	Part No.	Serial Number	Description	Qty.
▽		9013756	(0000–) Squeegee Kit, Side, Rh	1
▲	1	1216949	(0000–) Retainer Assy, Side Sqge, With Latch	1
▲	2	1211884	(0000–) Guide, Sqge, Side	1
▲	3	1045487	(0000–) Screw, Pan, Phl, M5 X 0.80 X 16, Blk	2
▲	4	09739	(0000–) Nut, Hex, Lock, M5 X 0.80, NI, Ss	2
▲	5	1216950	(0000–) Holder Wldt, blade, Rh	1
▲	6	1213211	(0000–) Blade, Sqge, Side, Linatex	1
	7	1213093	(0000–) Bracket Wldt, Pivot, Sqge	1
	8	51538	(0000–) Pin, Clevis, 0.50d X 5.00l	1
	9	08236	(0000–) Pin, Cotter, .156 X 1.25	1
▽		9020243	(0000–) Arm Kit, Sqge, Front, Rh, Afmkt	1
▲	10	1213061	(0000–) Arm Wldt, Front, Rh	1
▲	11	71607	(0000–) Bushing, Sleeve, 0.63b 0.72d 0.38l	1
▲	12	1070222	(0000–) Nut, T, M10 X 1.50 X 15.80od X 13.5l	2
▲	13	64425	(0000–) Washer, Thrust, 0.61b 1.25d .06, Fgl	2
▲	14	09291	(0000–) Screw, Hex, M10 X 1.50 X 20, Ss	2
▲	15	01686	(0000–) Washer, Flat, 0.44b 1.00d .08, Ss	2
▲	16	17404	(0000–) Pin, Roll, .250d X 0.75l, .250/.256	1
▲	17	25735	(0000–) Bushing, Flng, 0.63b 0.75d 0.38l	1
▲	18	04846	(0000–) Washer, Thrust, 0.79b 1.42d 0.06[Garlok]	1
▲	19	386088	(0000–) Bolt, Eye, M8 X 1.25 X 070mm, 05.50 Eye	1
▲	20	07786	(0000–) Nut, Hex, Std, M8 X 1.25, Ss	2
▲	21	363469	(0000–) Spring, Extn, 0.75od 0.10wir 03.0l	1
▲	22	10120	(0000–) Clevis, 0.31d X 0.75l	1
	23	386391	(0000–) Bracket, Latch, Dbl Scb, Sqge, Side	1
	24	80491	(0000–) Sleeve, P/M, 0.25b 0.38d 0.2l [430ss]	1
▽		9020244	(0000–) Arm Kit, Sqge, Rear, Rh, Afmkt	1
▲	25	1213060	(0000–) Arm Wldt, Rear, Rh	1
▲	26	71607	(0000–) Bushing, Sleeve, 0.63b 0.72d 0.38l	2
▲	27	1070222	(0000–) Nut, T, M10 X 1.50 X 15.80od X 13.5l	2
▲	28	64425	(0000–) Washer, Thrust, 0.61b 1.25d .06, Fgl	5
▲	29	17404	(0000–) Pin, Roll, .250d X 0.75l, .250/.256	1
▲	30	09291	(0000–) Screw, Hex, M10 X 1.50 X 20, Ss	2
▲	31	01686	(0000–) Washer, Flat, 0.44b 1.00d .08, Ss	2
▲	32	386088	(0000–) Bolt, Eye, M8 X 1.25 X 070mm, 05.50 Eye	1
▲	33	07786	(0000–) Nut, Hex, Std, M8 X 1.25, Ss	2
▲	34	363469	(0000–) Spring, Extn, 0.75od 0.10wir 03.0l	1
▲	35	10120	(0000–) Clevis, 0.31d X 0.75l	1
	36	1065134	(0000–) Latch, Cmpr, Yel Grip	1
	37	16735	(0000–) Screw, Hex, M8 X 1.25 X 16, 8.8	2
	38	08713	(0000–) Nut, Hex, Lock, M8 X 1.25, NI, Ss	2
	39	64425	(0000–) Washer, Thrust, 0.61b 1.25d .06, Fgl	2
	40	1213266	(0000–) Blade, Sqge, Side, Urethane (Option)	1
	40	1213267	(0000–) Blade, Sqge, Side, Rubber (Option)	1
	41	01684	(0000–) Washer, Flat, 0.27b 0.69d .05, Ss	1
	42	15678	(0000–) Screw, Hex, M6 X 1.00 X 16, Ss	1
	43	08712	(0000–) Nut, Hex, Lock, M6 X 1.00, NI, Ss	1
	44	1213007	(0000–) Arm Wldt, Rh	1

Fig. 29 – Scrub Head Side Squeegee Group, Left Hand

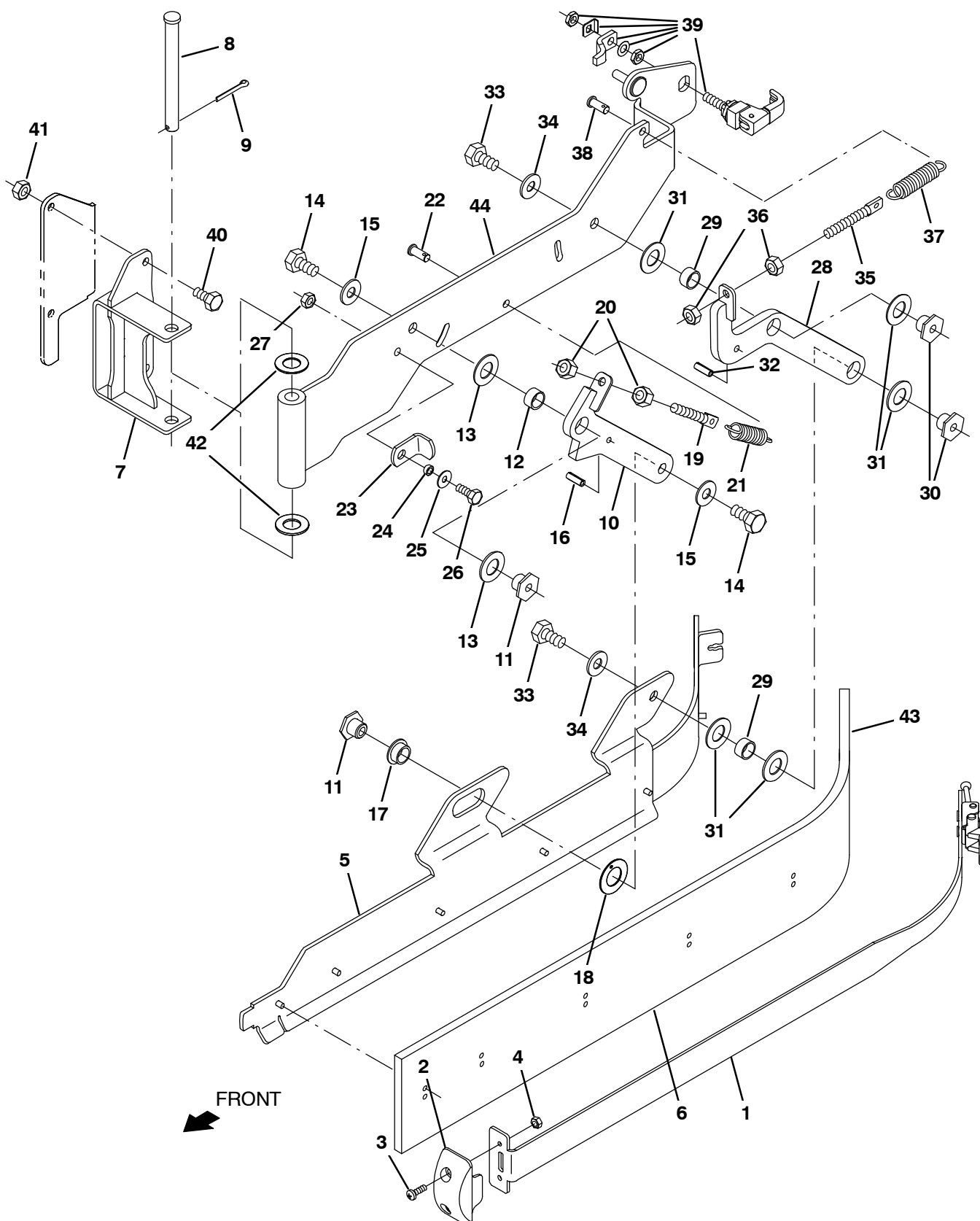


Fig. 29 – Scrub Head Side Squeegee Group, Left Hand

Ref.	Part No.	Serial Number	Description	Qty.
▽		9013757	(0000–) Squeegee Kit, Side, Lh	1
▲	1	1216949	(0000–) Retainer Assy, Side Sqge, With Latch	1
▲	2	1211884	(0000–) Guide, Sqge, Side	1
▲	3	1045487	(0000–) Screw, Pan, Phl, M5 X 0.80 X 16, Blk	2
▲	4	09739	(0000–) Nut, Hex, Lock, M5 X 0.80, NI, Ss	2
▲	5	1216951	(0000–) Holder Wldt, Blade, Lh	1
▲	6	1213211	(0000–) Blade, Sqge, Side, Linatex	1
	7	1213093	(0000–) Bracket Wldt, Pivot, Sqge	1
	8	51538	(0000–) Pin, Clevis, 0.50d X 5.00l	1
	9	08236	(0000–) Pin, Cotter, .156 X 1.25	1
▽		9013046	(0000–) Arm Kit, Sqge, Front, Lh, Afmkt	1
▲	10	1213244	(0000–) Arm Wldt, Front, Lh	1
▲	11	1070222	(0000–) Nut, T, M10 X 1.50 X 15.80od X 13.5l	2
▲	12	71607	(0000–) Bushing, Sleeve, 0.63b 0.72d 0.38l	1
▲	13	64425	(0000–) Washer, Thrust, 0.61b 1.25d .06, Fgl	2
▲	14	09291	(0000–) Screw, Hex, M10 X 1.50 X 20, Ss	2
▲	15	01686	(0000–) Washer, Flat, 0.44b 1.00d .08, Ss	2
▲	16	17404	(0000–) Pin, Roll, .250d X 0.75l, .250/.256	1
▲	17	25735	(0000–) Bushing, Flng, 0.63b 0.75d 0.38l	1
▲	18	04846	(0000–) Washer, Thrust, 0.79b 1.42d 0.06[Garlok]	1
▲	19	386088	(0000–) Bolt, Eye, M8 X 1.25 X 070mm, 05.50 Eye	1
▲	20	07786	(0000–) Nut, Hex, Std, M8 X 1.25, Ss	2
▲	21	363469	(0000–) Spring, Extn, 0.75od 0.10wir 03.0l	1
▲	22	10120	(0000–) Clevis, 0.31d X 0.75l	1
	23	386391	(0000–) Bracket, Latch, Dbl Scb, Sqge, Side	1
	24	80491	(0000–) Sleeve, P/M, 0.25b 0.38d 0.2l [430ss]	1
	25	01684	(0000–) Washer, Flat, 0.27b 0.69d .05, Ss	1
	26	15678	(0000–) Screw, Hex, M6 X 1.00 X 16, Ss	1
	27	08712	(0000–) Nut, Hex, Lock, M6 X 1.00, NI, Ss	1
▽		9013047	(0000–) Arm Kit, Sqge, Rear, Lh, Afmkt	1
▲	28	1213243	(0000–) Arm Wldt, Rear, Lh	1
▲	29	71607	(0000–) Bushing, Sleeve, 0.63b 0.72d 0.38l	2
▲	30	1070222	(0000–) Nut, T, M10 X 1.50 X 15.80od X 13.5l	2
▲	31	64425	(0000–) Washer, Thrust, 0.61b 1.25d .06, Fgl	5
▲	32	17404	(0000–) Pin, Roll, .250d X 0.75l, .250/.256	1
▲	33	09291	(0000–) Screw, Hex, M10 X 1.50 X 20, Ss	2
▲	34	01686	(0000–) Washer, Flat, 0.44b 1.00d .08, Ss	2
▲	35	386088	(0000–) Bolt, Eye, M8 X 1.25 X 070mm, 05.50 Eye	1
▲	36	07786	(0000–) Nut, Hex, Std, M8 X 1.25, Ss	2
▲	37	363469	(0000–) Spring, Extn, 0.75od 0.10wir 03.0l	1
▲	38	10120	(0000–) Clevis, 0.31d X 0.75l	1
	39	1065134	(0000–) Latch, Cmpr, Yel Grip	1
	40	16735	(0000–) Screw, Hex, M8 X 1.25 X 16, 8.8	2
	41	08713	(0000–) Nut, Hex, Lock, M8 X 1.25, NI, Ss	2
	42	64425	(0000–) Washer, Thrust, 0.61b 1.25d .06, Fgl	2
	43	1213266	(0000–) Blade, Sqge, Side, Urethane (Option)	1
	43	1213267	(0000–) Blade, Sqge, Side, Rubber (Option)	1
	44	1213228	(0000–) Arm Wldt, Lh	1

Fig. 30 – Plastic Hopper and Bumper Group

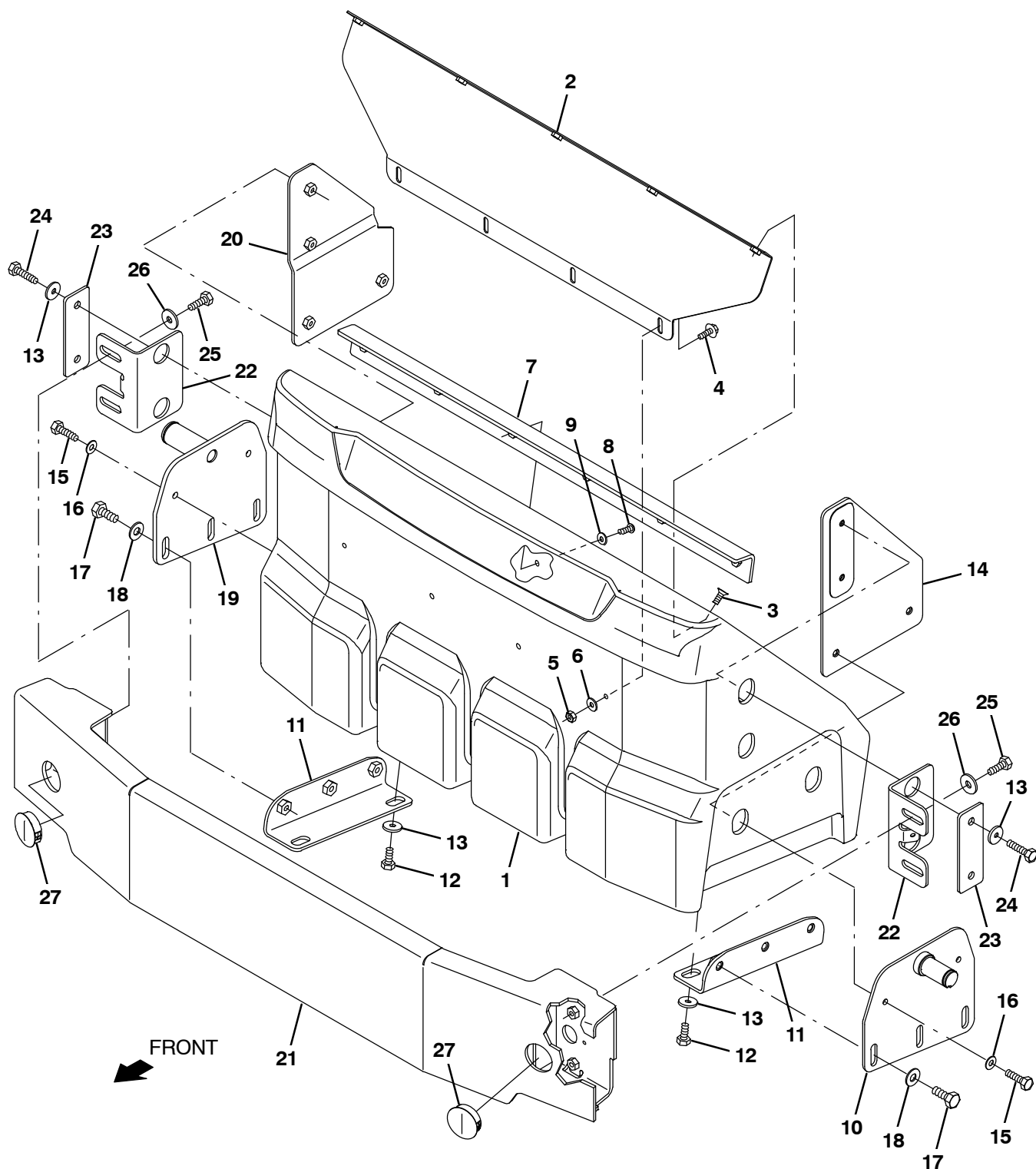


Fig. 30 – Plastic Hopper and Bumper Group

Ref.	Part No.	Serial Number	Description	Qty.
1	1214545	(0000–) Hopper, Trimmed	1
2	1216943	(0000–) Bracket Wldt, Hppr	1
3	06415	(0000–) Screw, Flt, Soc, M6 X 1.00 X 25, 10.9	5
4	1036892	(0000–) Screw, Hex, M6 X 1.00 X 25, 9.8, Sems	4
5	08708	(0000–) Nut, Hex, Lock, M6 X 1.00, NI	4
6	32490	(0000–) Washer, Flat, 0.25, Std	4
7	1217821	(0000–) Angle Wldt, Hppr	1
8	763147	(0000–) Screw, Btn, M6 X 1.0 X 20, 10.9, Blk	6
9	01684	(0000–) Washer, Flat, 0.27b 0.69d .05, Ss	6
10	1216858	(0000–) Plate Wldt, Mtg, Hppr, Lh	1
11	1216819	(0000–) Bracket Wldt, Sppt, Hppr	2
12	12273	(0000–) Screw, Hex, M8 X 1.25 X 20, NI, Ss	4
13	1017218	(0000–) Washer, Flat, 0.32b 1.00d .12, Ss	8
14	1216980	(0000–) Bracket Wldt, Sppt, Hppr	1
15	1016399	(0000–) Screw, Hex, M8 X 1.25 X 30, NI, Ss	4
16	140027	(0000–) Washer, Flat, 0.35b 0.75d .04, Ss	4
17	09770	(0000–) Screw, Hex, M10 X 1.50 X 25, NI, Ss	6
18	32492	(0000–) Washer, Flat, 0.38, Std	6
19	1216839	(0000–) Plate Wldt, Mtg, Hppr, Rh	1
20	1216961	(0000–) Bracket Wldt, Sppt, Hppr	1
21	9015620	(0000–MAR 17) Bumper Kit, Afmkt [M17]	1
21	1227172	(MAR 17–) Bumper Wldt, Front	1
22	1223190	(0000–) Bracket, Bmpr, Hppr Mtg	2
23	1221370	(0000–) Plate, Bmpr, Mount	2
24	59658	(0000–) Screw, Hex, M8 X 1.25 X 35, NI, Ss	4
25	12333	(0000–) Screw, Hex, M8 X 1.25 X 25, Ss, NI	4
26	33948	(0000–) Washer, Flat, 0.38, Fendr	4
27	1219157	(0000–) Plug, Hole, Rnd, 1.75h .18–.25, Blk Nyl	2

Fig. 31 – Hopper Cover Group

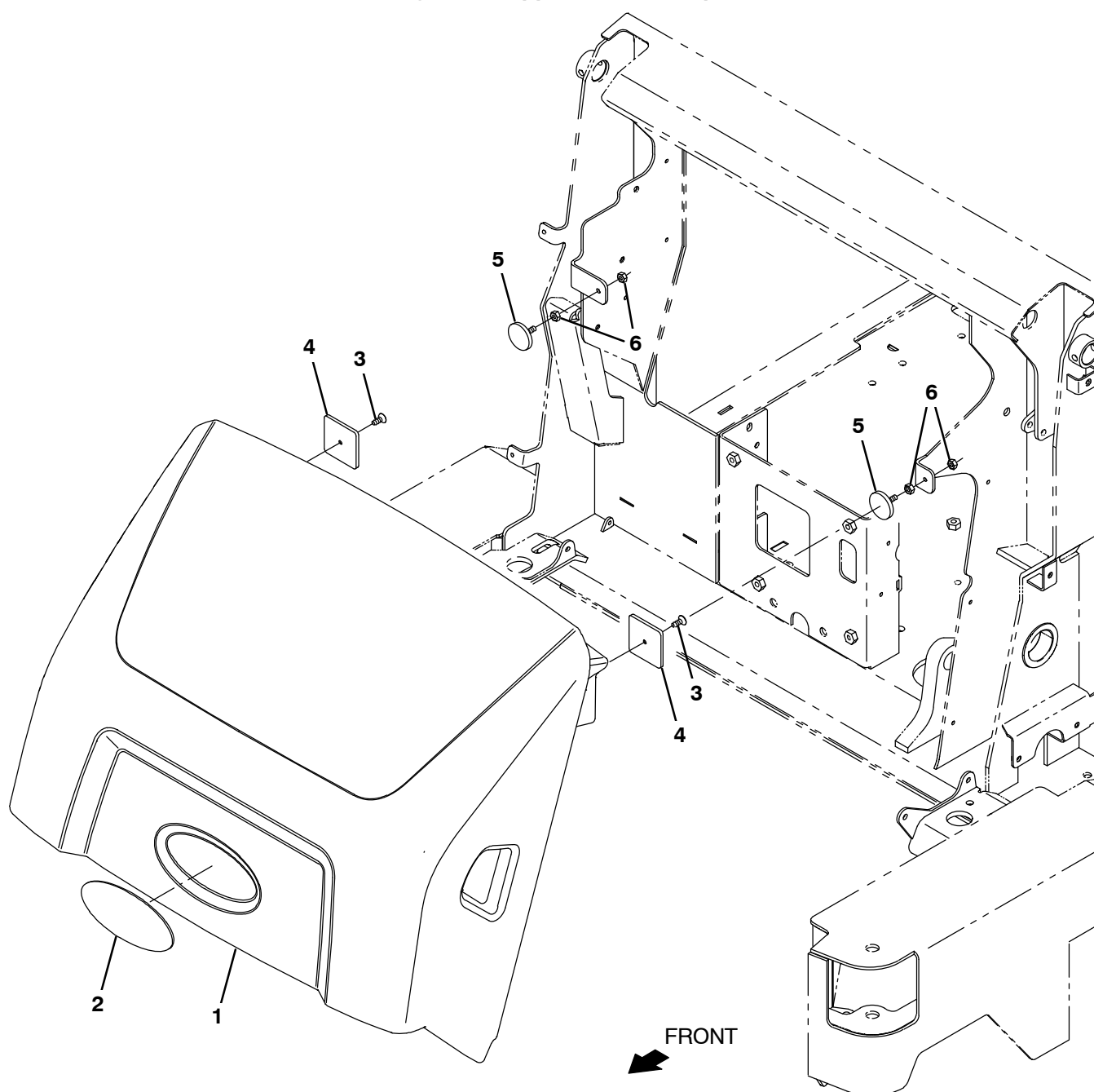


Fig. 31 – Hopper Cover Group

	Ref.	Part No.	Serial Number	Description	Qty.
▽	1	9015015	(0000–) Cover Kit, Hppr, Afmkt [M17]	1
▲	2	1204077	(0000–) Nameplate, Tennant, Domed	1
	3	09759	(0000–) Screw, Flt, Soc, M6 X 1.00 X 12, 10.9	2
	4	1217547	(0000–) Plate, Magnet, Cover, Hppr	2
	5	1202779	(0000–) Magnet, Latch, Brush Door	2
	6	19312	(0000–) Nut, Hex, Std, .25–20	4

Fig. 32 – Hopper Lift Arm Group

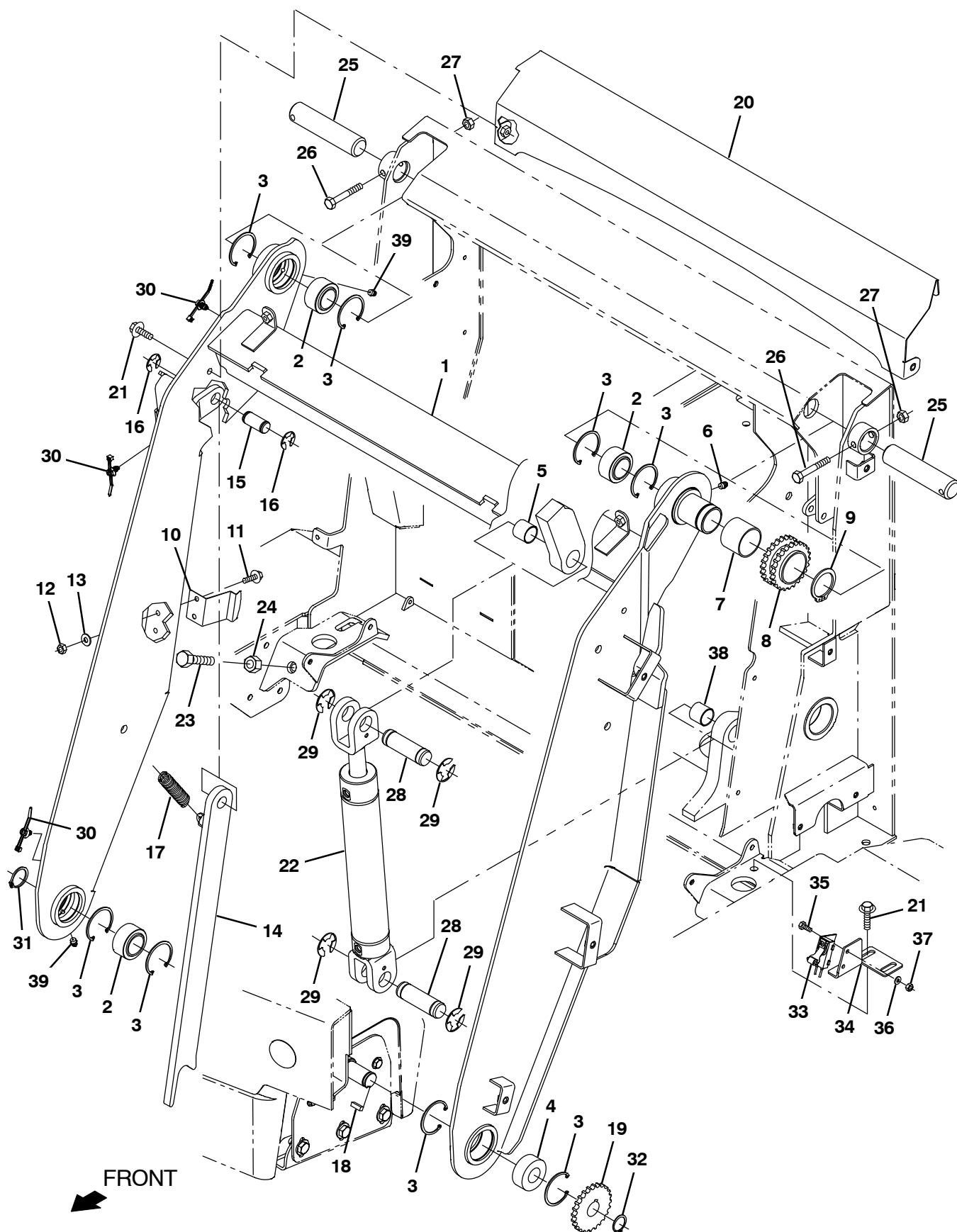


Fig. 32 – Hopper Lift Arm Group

Ref.	Part No.	Serial Number	Description	Qty.
▽		9015019	(0000–) Arm Kit, Lift, Hppr, Afmkt [M17]	1
▲	1	1215689	(0000–) Arm Wldt, Hppr	1
▲	2	42120–1	(0000–) Bearing, Self Align, 1.25b 2.00d	3
▲	3	59542	(0000–) Ring, Retaining, Int, 2.00d	8
▲	4	1217080	(0000–) Bearing, Ball, 1.00b 2.05d .811w 2row	1
▲	5	35529	(0000–) Bushing, Sleeve, 1.00b 1.13d 0.99l, Fgl	1
	6	1228461	(0000–) Fitting, Grease, Str Pm1.125L	1
▽		9015020	(0000–) Sprocket Kit, Hppr, Afmkt [M17]	1
▲	7	386801	(0000–) Bearing, Sleeve, 1.75id	1
▲	8	1217649	(0000–) Sprocket, 18tooth, Dbl	1
	9	87147	(0000–) Ring, Retaining, Ext, 1.75d, Hd	1
	10	1218178	(0000–) Clip, Spring, Prop Arm	1
	11	1036892	(0000–) Screw, Hex, M6 X 1.00 X 25, 9.8, Sems	2
	12	08708	(0000–) Nut, Hex, Lock, M6 X 1.00, NI	2
	13	32490	(0000–) Washer, Flat, 0.25, Std	2
	14	9015022	(0000–) Arm Kit, Prop, Ce, Afmkt [M17]	1
	15	1218042	(0000–) Pin, Arm, Prop Rod	1
	16	23788–1	(0000–) Ring, Retaining, Ext, 0.75d	2
	17	1218881	(0000–) Spring, Extn, 0.70od .09wir 3.9l	1
	18	00926	(0000–) Key, Sq, 0.25 X 0.25, 0.75l	1
	19	1217120	(0000–) Sprocket, 40, 18tooth, 1.00b	1
	20	1215693	(0000–) Cover Wldt, Cross Tube	1
	21	1227026	(0000–) Screw, Hex, M8 X 1.25 X 25, 9.8, Sems, Lock	6
	22	1225382	(0000–) Cylinder, Hyd, 2.0b 19.69l 10.00strk	1
	23	06416	(0000–) Screw, Hex, M12 X 1.75 X 50, FI	2
	24	763065	(0000–) Nut, Hex, Jam, M12 X 1.75, [Din439]	2
	25	1218038	(0000–) Pin, 1.25d 5.5l	2
	26	06957	(0000–) Screw, Hex, M8 X 1.25 X 60, 8.8	2
	27	08709	(0000–) Nut, Hex, Lock, M8 X 1.25, NI	2
	28	1218041	(0000–) Pin, Clevis, Grvd, 1.00d X 3.31l	2
	29	23788	(0000–) Ring, Retaining, Ext, 0.98d, [E–Ring]	4
	30	1210807	(0000–) Wire, Tie [W/.25" Fir Tree Clip]	3
	31	13766	(0000–) Ring, Retaining, Ext, 0.98d, Basic	1
	32	58359	(0000–) Retainer, Ring	1
	33	59965	(0000–) Switch, Snap, 15a No, Rlr	1
	34	1220927	(0000–) Bracket, Mtg, Switch	1
	35	09738	(0000–) Screw, Hex, M5 X 0.80 X 12, Ss	2
	36	01683	(0000–) Washer, Flat, 10, Ss	2
	37	09739	(0000–) Nut, Hex, Lock, M5 X 0.80, NI, Ss	2
	38	35529	(0000–) Bushing, Sleeve, 1.00b 1.13d 0.99l, Fgl	1
	39	07259	(0000–) Fitting, Grease, Str, Pm04 .47L	2

Fig. 33 – Hopper Chain Roller and Cover Group

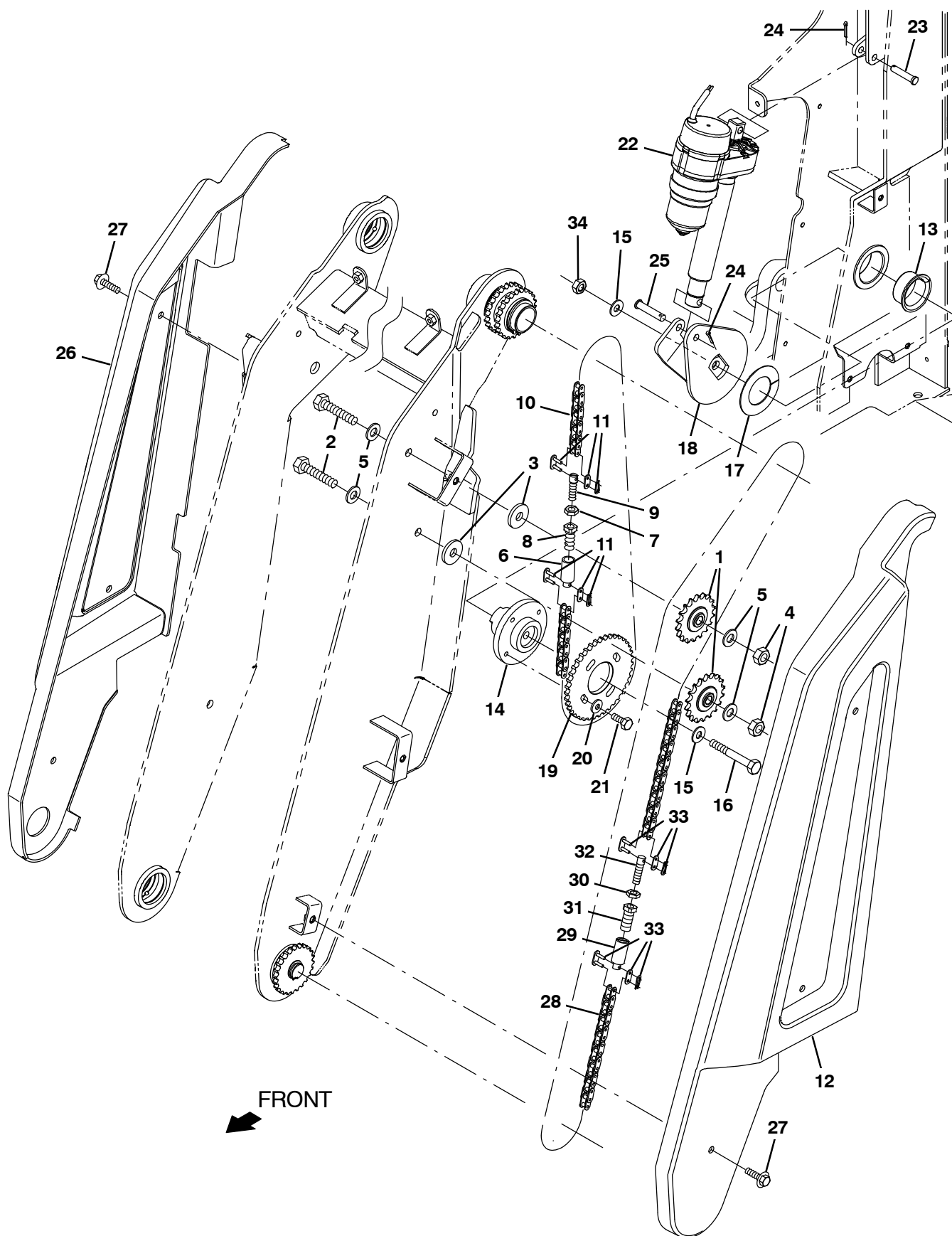


Fig. 33 – Hopper Chain Roller and Cover Group

Ref.	Part No.	Serial Number	Description	Qty.
1	386539	(0000–) Sprocket, 40, 18tooth, 0.50b	2
2	06971	(0000–) Screw, Hex, M12 X 1.75 X 50, 8.8	2
3	35843	(0000–) Washer, Flat, 0.53b 1.50d .19, Stl	2
4	08711	(0000–) Nut, Hex, Lock, M12 X 1.75, NI	2
5	32486	(0000–) Washer Flat,0.50,Sae	4
▽	9015076	(0000–) Chain Kit, 40 X 104 Pitches, Afmkt [M17]	1
▲	6 386998	(0000–) Ear	1
▲	7 32716	(0000–) Nut, Hex, Jam, M10 X 1.5, Ss	1
▲	8 386997	(0000–) Housing	1
▲	9 386999	(0000–) Pivot	1
▲	10 1216775	(0000–) Chain, Rlr, 40 X 104 Pitches [M17]	1
▲	11 07112	(0000–) Link, Chain, Rlr, 40	2
	12 1216473	(0000–) Cover, Arm, Lift, Rh, Trimmed	1
	13 1217922	(0000–) Bushing, Flng, 1.75b 1.94d 1.00l	1
	14 1216576	(0000–) Hub, Sprocket, 1.6b 3.5d 2.0l	1
	15 32492	(0000–) Washer, Flat, 0.38, Std	2
	16 1228337	(0000–) Screw, Hex, M10 X 1.50 X 90, 10.9, FI	1
	17 1059969	(0000–) Washer, Thrust, 1.81b 2.93d .06w, Plstc	1
	18 1217072	(0000–) Arm Wldt, Hprr Roll	1
	19 1216577	(0000–) Sprocket, #40, 32tooth	1
	20 41186	(0000–) Washer, Flat, Belleville, .31	4
	21 12273	(0000–) Screw, Hex, M8 X 1.25 X 20, NI, Ss	4
	22 1215747	(0000–) Actuator, 36vdc, 06.0 Strk, 0700 Lbs	1
	23 17461	(0000–) Pin, Clevis, 0.37d X 1.75l	1
	24 08346	(0000–) Pin, Cotter, .125 X 0.75	2
	25 1225631	(0000–) Pin, Clevis, 10mmd X , PI	1
	26 1216488	(0000–) Cover, Arm, Lift, Lh, Trimmed	1
	27 1037346	(0000–) Screw, Hex, M8 X 1.25 X 25, 9.8, Sems	6
▽	9015077	(0000–) Chain Kit, 40 X 181 Pitches, Afmkt [M17]	1
▲	28 1216690	(0000–) Chain, Rlr, 40 X 181 Pitches [M17]	1
▲	29 386998	(0000–) Ear	1
▲	30 32716	(0000–) Nut, Hex, Jam, M10 X 1.5, Ss	1
▲	31 386997	(0000–) Housing	1
▲	32 386999	(0000–) Pivot	1
▲	33 07112	(0000–) Link, Chain, Rlr, 40	2
	34 41430	(0000–) Nut, hex, lock, m10 X 1.5, NI	1

Fig. 34 – Hopper Hydraulic Lift Pump Group

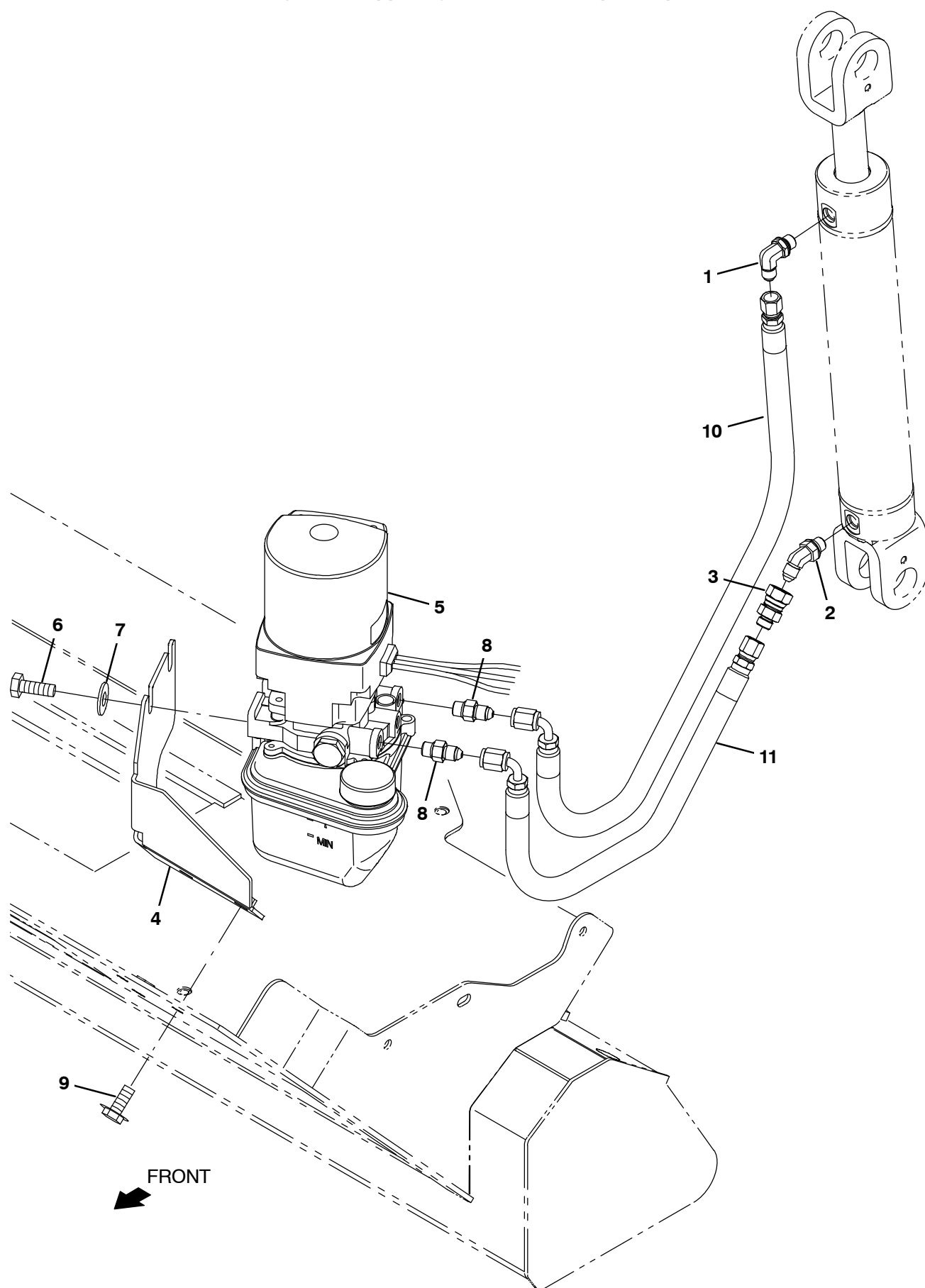


Fig. 34 – Hopper Hydraulic Lift Pump Group

Ref.	Part No.	Serial Number	Description	Qty.
1	762427	(0000–) Fitting, Hyd, E90, Fm04/Om04	1
2	79874	(0000–) Fitting, Hyd, E45, Fm04/Om04	1
3	1067059	(0000–) Fitting, Hyd, Rst, Fm04/Of04, .047	1
4	1220800	(0000–) Bracket Wldt, Mtg, Pump	1
5	9015013	(0000–) Pump Kit, Hyd, Cyl, Na/Ce, Afmkt [M17]	1
6	06961	(0000–) Screw, Hex, M10 X 1.5	2
7	32492	(0000–) Washer, Flat, 0.38, Std	2
8	762428	(0000–) Fitting, Hyd, Str, Fm04/Om04	2
9	1037346	(0000–) Screw, Hex, M8 X 1.25 X 25, 9.8, Sems	2
10	767255	(0000–) Hose, Hyd, Tc04, Ff04e90/Ff04str, 034.5	1
11	771048	(0000–) Hose, Hyd, Tc04, Ff04e90/Ff04str, 019.0	1

Fig. 35 – Hopper Vacuum Fan Group

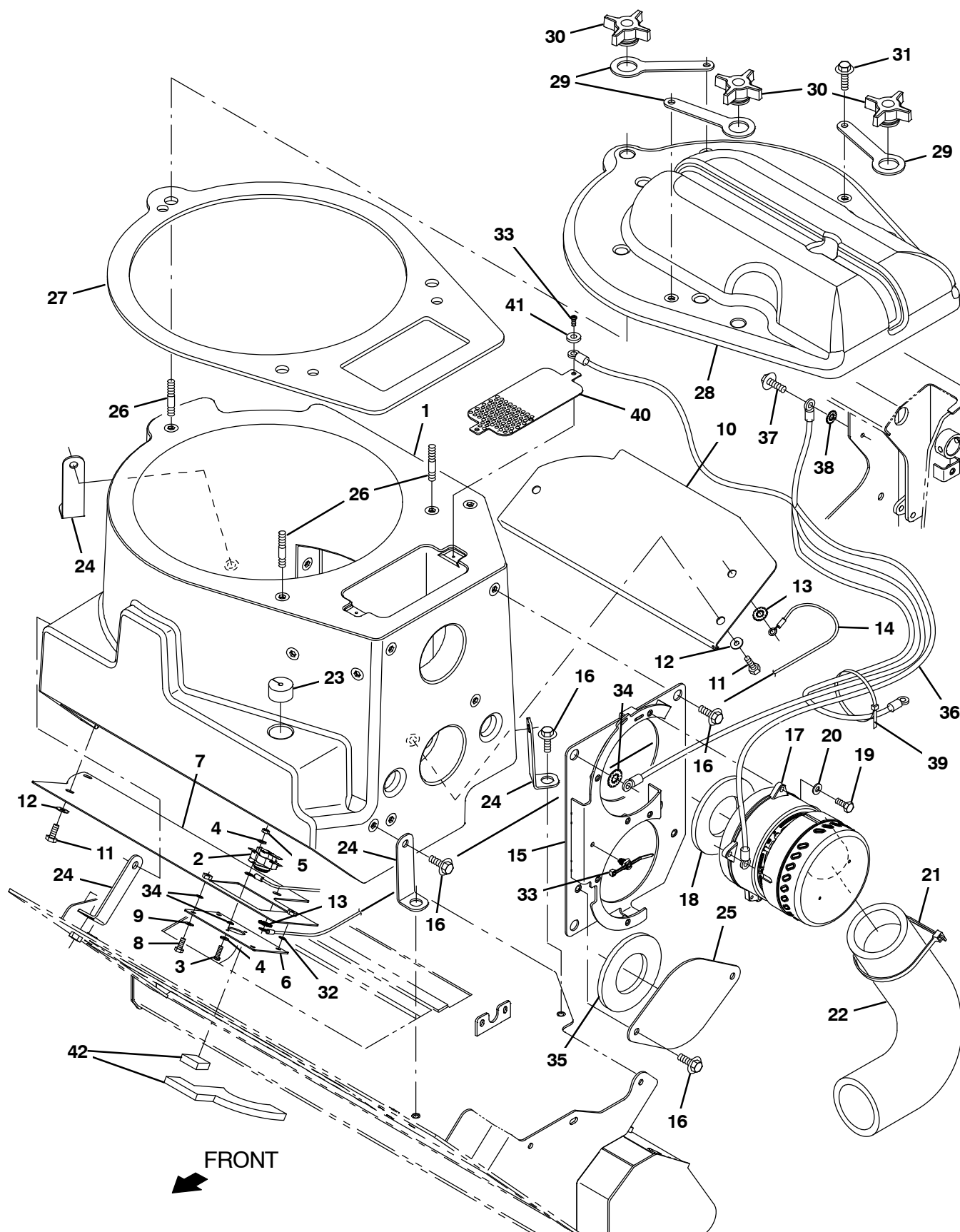


Fig. 35 – Hopper Vacuum Fan Group

	Ref.	Part No.	Serial Number	Description	Qty.
	1	1216827	(0000–) Filterbox, Hg, Trimmed	1
▽		9015064	(0000–) Switch Kit, Thermal, Afmkt [M17]	1
▲	2	367679	(0000–) Switch, Thermal, 160deg, Spdt	1
▲	3	06927	(0000–) Screw, Pan, Phl, M4 X 0.70 X 16, 4.8	2
▲	4	19065	(0000–) Washer, Flat, 0.19b 0.44d .05, Pl, 08	3
▲	5	02850	(0000–) Nut, Hex, Lock, M4 X 0.70, NI	2
	6	1223524	(0000–) Plate, Mtg, Switch	1
	7	1223956	(0000–) Plate, Wldt, Deflector	1
	8	09738	(0000–) Screw, Hex, M5 X 0.80 X 12, Ss	2
	9	01683	(0000–) Washer, Flat, 10, Ss	2
	10	1223496	(0000–) Panel, Filterbox	1
	11	11635	(0000–) Screw, Hex, M6 X 1.00 X 12, NI, Ss	6
	12	01684	(0000–) Washer, Flat, 0.27b 0.69d .05, Ss	6
	13	41140	(0000–) Washer, Lock, Int–Ext, 0.25	2
	14	1075086	(0000–) Wire, 10ga, 15.0l, Grn [M6 Ring,M6 Ring]	1
	15	1216550	(0000–) Channel Wldt, Mtg, Fan	1
	16	1020341	(0000–) Screw, Hex, M8 X 1.25 X 20, Ss, Sems	14
▽		9015267	(0000–) Fan Kit, Vacuum, Afmkt [M17]	1
▲	17	1218331	(0000–) Fan, Vacuum, 5.7D, 036Vdc, 1 Stage	1
▲	18	1216637	(0000–) Seal, Rbr, Clsd, 0.31, 4.5d 02.4h	1
▲	19	12277	(0000–) Screw, Hex, M6 X 1.00 X 20, NI, Ss	3
▲	20	32483	(0000–) Washer, Flat, 0.25, Sae	3
▲	21	763116	(0000–) Tie, Cable, Nyl, 15.3l . W 4.5 Max D	1
▲	22	1218173	(0000–) Muffler, Vacfan, 2.50 Id X 25.0 Oal	1
	23	1049982	(0000–) Seal, Foam	1
	24	1223002	(0000–) Angle, Mtg, Filterbox	4
	25	1216625	(0000–) Plate, Seal, Fan	1
	26	1226312	(0000–) Stud, M8 X 1.25 50 Lg	3
	27	1217002	(0000–) Gasket, Cover, Fltr	1
	28	1216918	(0000–) Cover, Fltr, W/ Insert, Rm–Cphg	3
▽		9015057	(0000–) Latch Kit, Filterbox, Afmkt [M17]	1
▲	29	1048353	(0000–) Strap, Rbr	3
▲	30	1218322	(0000–) Knob, Star, 2.75d 4ear, M8x1.25 Fem	3
▲	31	1037346	(0000–) Screw, Hex, M8 X 1.25 X 25, 9.8, Sems	3
	32	07514	(0000–) Washer, Lock, Int, 10, Ss	3
	33	1210807	(0000–) Wire, Tie [W/.25" Fir Tree Clip]	1
	34	41141	(0000–) Washer, Lock, Int–Ext, 0.31	1
	35	1216637	(0000–) Seal, Rbr, Clsd, 0.31, 4.5d 02.4h	1
▽		9015386	(0000–) Harness kit, Vac Fan, Afmkt [Static Gnd]	1
▲	36	1075452	(0000–) Harness, Ele [Static Gnd]	1
▲	37	763045	(0000–) Screw, Hex, M8 X 1.25 X 20, Fmg	1
▲	38	41141	(0000–) Washer, Lock, Int–Ext, 0.31	1
▲	39	763114	(0000–) Tie, Cable, 11.3L, 2.75D Max	1
▲	40	1218371	(0000–) Plate, Guard, Fan	1
▲	41	19065	(0000–) Washer, Flat, 0.19B 0.44D .05, Pl, 08	2
	42	1230992	(0000–) Gasket, Filterbox, Thermal Switch	1

Fig. 36 – Hopper Filter Shaker Group

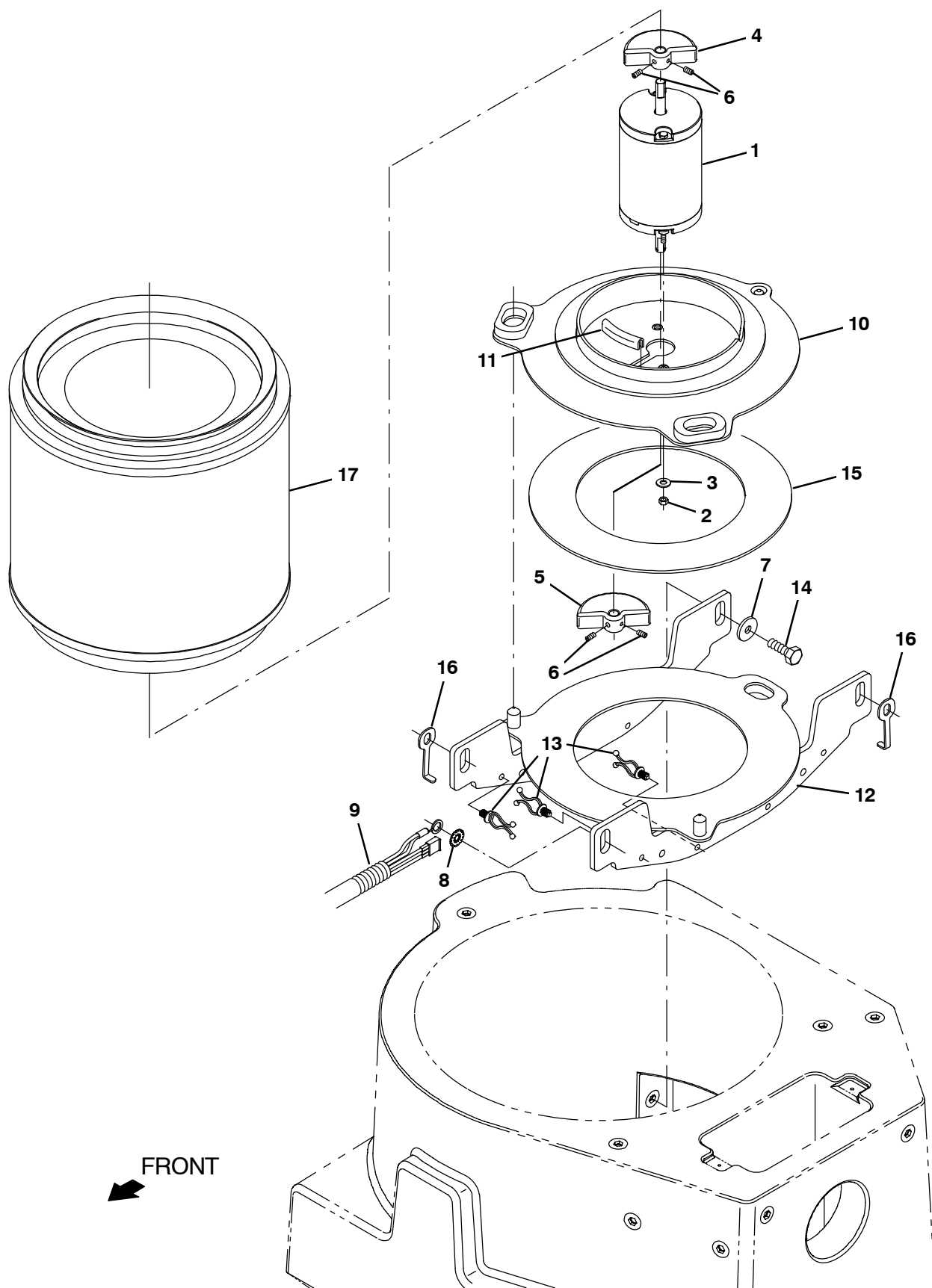


Fig. 36 – Hopper Filter Shaker Group

	Ref.	Part No.	Serial Number	Description	Qty.
▽		9015065	(0000–) Motor Kit, Ele, Shaker, Afmkt [M17]	1
▲	1	1075328	(0000–) Motor, Ele, 36vdc 22017rpm 0.11hp 03.3a	1
▲	2	86618	(0000–) Nut, Hex, Lock, #10–32, NI	2
▲	3	19066	(0000–) Washer, Flat, 0.25b 0.56d .05, PI, 10	2
▲	4	1053291	(0000–) Weight, Eccentric, Pntd	1
▲	5	1053321	(0000–) Weight, Eccentric, Pntd	1
▲	6	39322	(0000–) Screw, Set, Soc, 10–24 X 0.38, AI	4
	7	1017218	(0000–) Washer, Flat, 0.32b 1.00d .12, Ss	4
	8	41141	(0000–) Washer, Lock, Int–Ext, 0.31	1
	9	1074603	(0000–) Harness, Ele [Shaker, M17]	1
	10	1044352	(0000–) Bracket Wldt, Fltr	1
	11	1020168	(0000–) Molding, Afmkt, Trim, Pvc, .08 .11, 01ft	1
	12	1216500	(0000–) Bracket Wldt, Shakr, Fltr	1
	13	30406	(0000–) Clip, Keeper	3
	14	12333	(0000–) Screw, Hex, M8 X 1.25 X 25, Ss, NI	4
	15	1044351	(0000–) Spacer, Fltr	1
	16	1224155	(0000–) Shim, Shaker, Fltr	2
	17	1215171	(0000–) Filter, Cyl, 11.09D, 09.36L. 6.73ID	1
	17	1218400	(0000–) Filter, cyl, Synthetic, 11.09D, 09.36L. 6.73ID	1

Fig. 37 – Plastic Hopper Pre-Filter and Dump Door Group

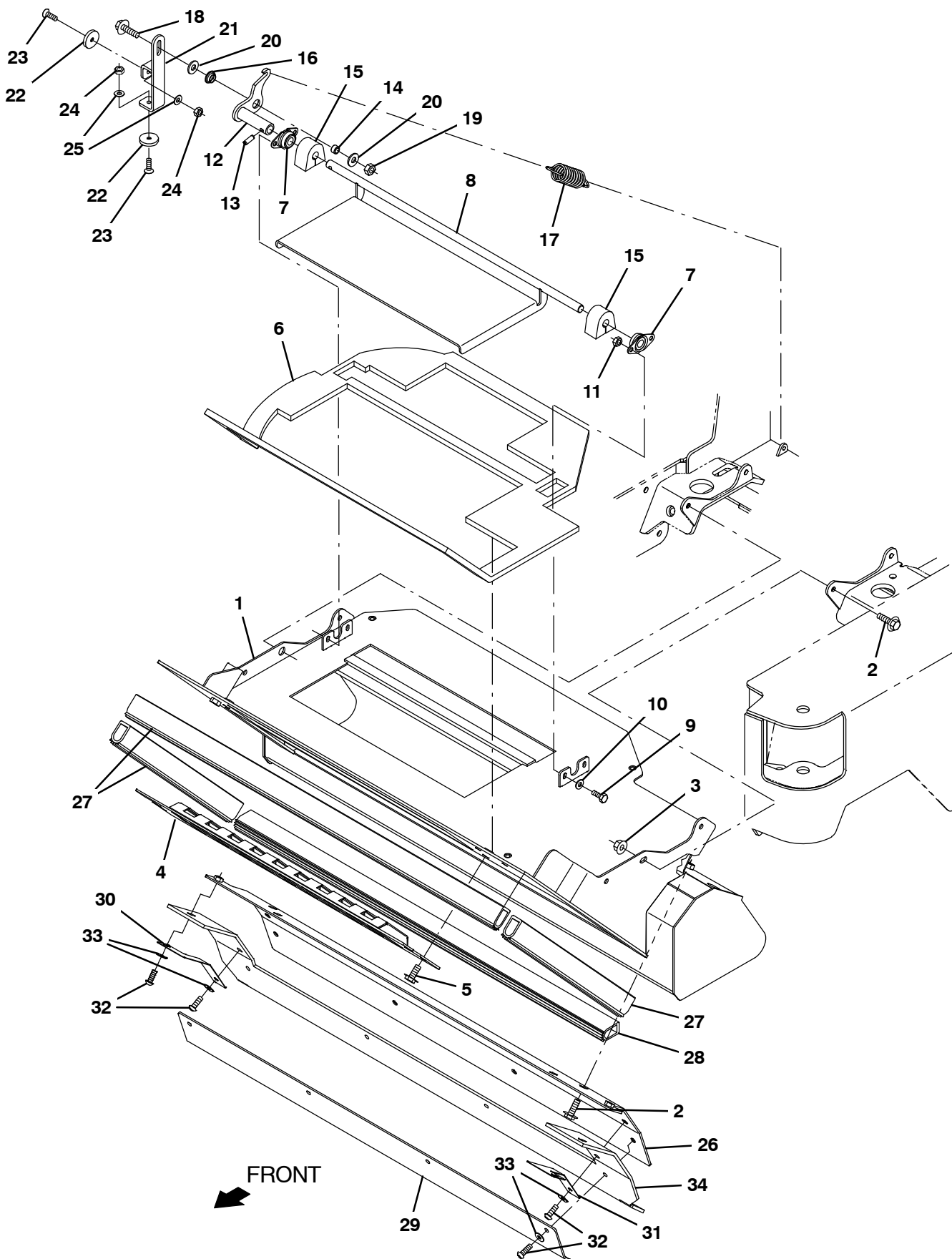


Fig. 37 – Plastic Hopper Pre-Filter and Dump Door Group

Ref.	Part No.	Serial Number	Description	Qty.	
1	1223784	(0000–) Frame Wldt, Sppt, Filterbox	1	
2	1037346	(0000–) Screw, Hex, M8 X 1.25 X 25, 9.8, Sems	8	
3	07791	(0000–) Nut, Hex, Flng, M8 X 1.25	4	
4	1216822	(0000–) Panel Wldt, Perma–Filter	1	
5	1020341	(0000–) Screw, Hex, M8 X 1.25 X 20, Ss, Sems	2	
6	1217010	(0000–) Gasket, Filterbox	1	
7	47585	(0000–) Bearing, Flng, 2hole, 0.50b [Nyl]	2	
8	1230990	(0000–) Door Wldt, Debris	1	
9	15678	(0000–) Screw, Hex, M6 X 1.00 X 16, Ss	4	
10	32483	(0000–) Washer, Flat, 0.25, Sae	4	
11	08708	(0000–) Nut, Hex, Lock, M6 X 1.00, NI	4	
12	1223270	(0000–) Shaft Wldt, Door, Debris, Arm	1	
13	17404	(0000–) Pin, Roll, .250d X 0.75l, .250/.256	1	
14	1226674	(0000–) Sleeve, 318B .500D Ss	1	
15	1223586	(0000–) Seal, Shaft, Door, Dump	2	
16	1054662	(0000–) Bushing, Flng, 0.50b 0.59d 0.25l	1	
17	1223281	(0000–) Spring, Extn, 1.13od 0.11wir 04.0l	1	
18	1037355	(0000–) Screw, Hex, M8 X 1.25 X 35, 9.8, Sems	1	
19	08709	(0000–) Nut, Hex, Lock, M8 X 1.25, NI	1	
20	32491	(0000–) Washer, Flat, 0.31, Std	2	
21	1227453	(0000–) Lever Wldt, Door, Dump	1	
22	1223086	(0000–) Spacer, Plstc, 0.26b 1.18d 0.20l, Nyl	2	
23	16879	(0000–) Screw, Flt, Soc, M6 X 1.00 X 20, 10.9	2	
24	08712	(0000–) Nut, Hex, Lock, M6 X 1.00, NI, Ss	2	
25	01684	(0000–) Washer, Flat, 0.27b 0.69d .05, Ss	2	
26	1222532	(0000–) Channel Wldt, Debris	1	
▽	9015023	(0000–) Seal Kit, Hppr, Afmkt [M17]	1	
▲	27	1227096	(0000–) Seal, Afmkt, Bulb, Str, 1.12, 0.88W 08Ft	1
▲	28	1226827	(0000–) Seal, Bulb, Str, 1.51h .88w Adh, 32.6l	1
29	1222534	(0000–) Retainer, Bracket	1	
30	1222528	(0000–) Retainer, Blade, Rh	1	
31	1222529	(0000–) Retainer, Blade, Lh	1	
32	763147	(0000–) Screw, Btn, M6 X 1.0 X 20, 10.9, Blk	8	
33	01684	(0000–) Washer, Flat, 0.27b 0.69d .05, Ss	8	
34	1222527	(0000–) Seal, Diverter, Rear	1	

Fig. 38 – Solution Tank Group

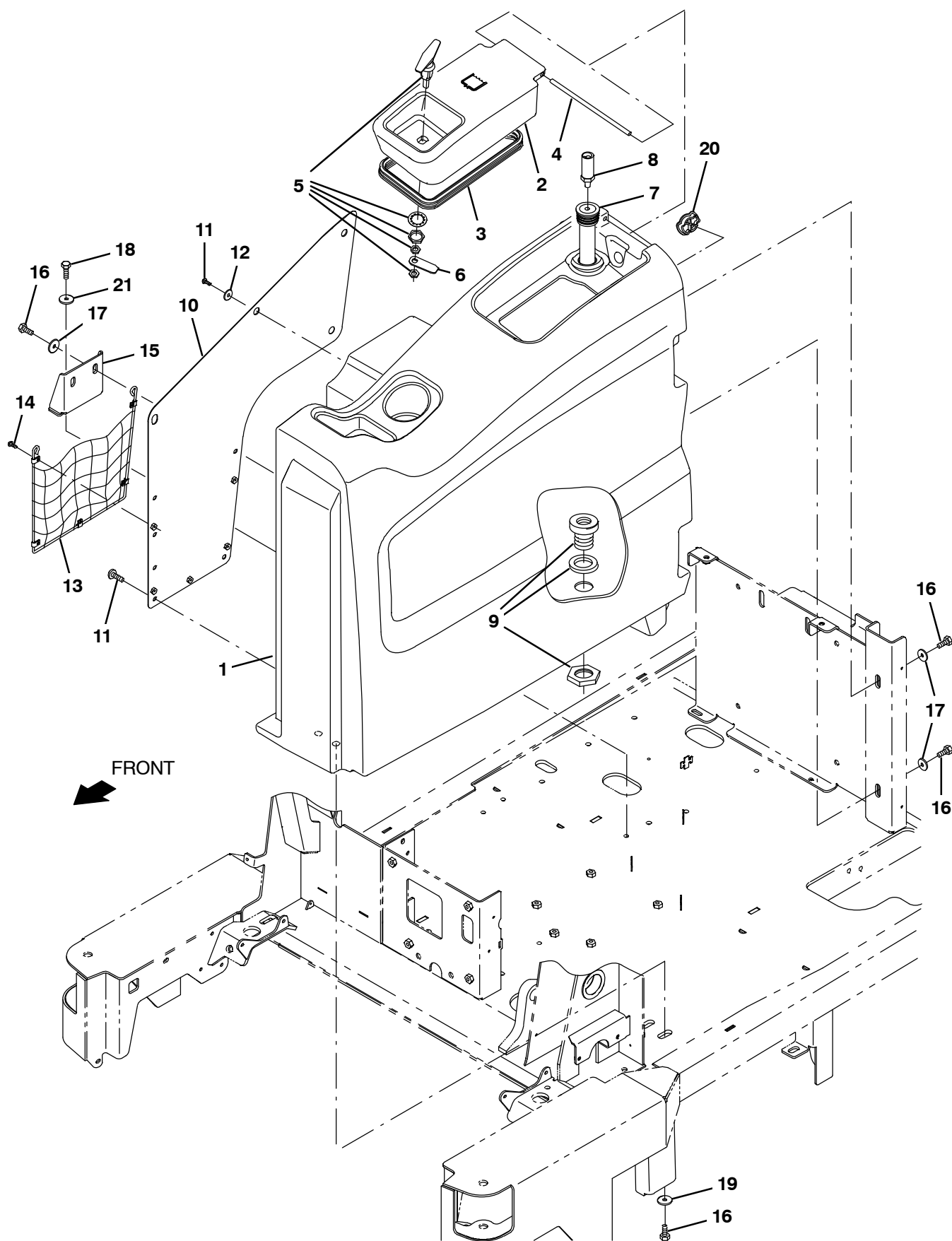


Fig. 38 – Solution Tank Group

Ref.	Part No.	Serial Number	Description	Qty.
1	9015018	(0000–) Tank Kit, Sol, Afmkt [M17]	1
2	9015017	(0000–) Cover Kit, Tank, Sol, Ce, Afmkt [M17]	1
3	1066431	(0000–) Seal, Afmkt, Bulb, Dual, 03ft [F/.30gap]	1
4	1060673	(0000–) Bar, Rnd, Plstc, 0.31d 08.5l	1
5	386324	(0000–) Handle	1
6	1206948	(0000–) Bracket, Pawl, Handle	1
7	1212298	(0000–) Tube Assy, 34.2l	1
8	1062651	(0000–) Sensor, Press, 3 Psi, 8–30vdc	1
9	377349	(0000–) Fitting, Plstc, Pf12/Pf12, Bh	1
10	1218085	(0000–) Plate, Mtg, Mesh	1
11	1069311	(0000–) Screw, Pan, Phl, M8 X 1.25 X 16, Blk	8
12	1069326	(0000–) Washer, Flat, 0.31, Fender, Blk	4
13	1207272	(0000–) Mesh Assy, Cloth [T17]	1
14	1045487	(0000–) Screw, Pan, Phl, M5 X 0.80 X 16, Blk	5
15	1218383	(0000–) Bracket, Mtg, Tank, Soltn, Rh	1
16	12273	(0000–) Screw, Hex, M8 X 1.25 X 20, NI, Ss	6
17	1017218	(0000–) Washer, Flat, 0.32b 1.00d .12, Ss	4
18	09011	(0000–) Screw, Hex, M8 X 1.25 X 30, Ss	2
19	1016331	(0000–) Washer, Flat, 0.34b 1.25d .11, Ss	2
20	390994	(0000–) Plug, Hole, Soltn Tank, Blk Pyu	1
21	46983	(0000–) Washer, Flat, 0.39b 1.38d .19, Stl, PI	2

Fig. 39 – Solution Supply Group

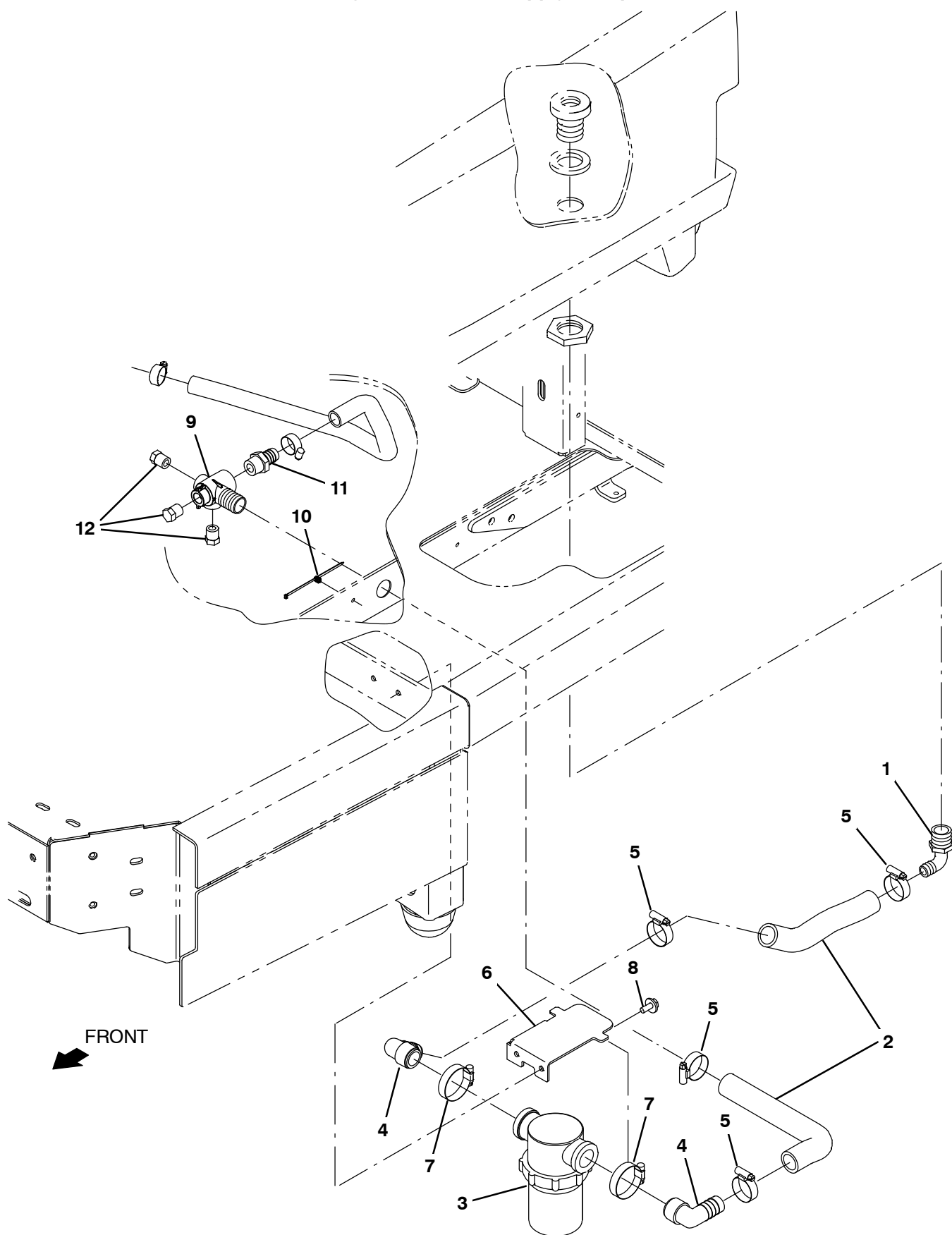


Fig. 39 – Solution Supply Group

	Ref.	Part No.	Serial Number	Description	Qty.
	1	18595	(0000–) Fitting, Plstc, E90, Bm16/Pm12	1
	2	1214093	(0000–) Hose, Afmkt, Pvc, Wir, 1.00ld, 01Ft, Clr	1
▽	3	1205428	(0000–) Filter, Screen, 080 Mesh, In-Line	1
▲		9018853	(0000–) Filter Element, Water [M/T17]	1
	4	1212887	(0000–) Fitting, Plstc, E90, Bm16/Pm16	2
	5	11399	(0000–) Clamp, Hose, Wormdrive, 0.81–1.50d, .50w	4
	6	1207518	(0000–) Bracket, Mtg, Filter Hsg	1
	7	11531	(0000–) Clamp, Hose, Wormdrive, 1.06–2.00d, .56w	2
	8	1020341	(0000–) Screw, Hex, M8 X 1.25 X 20, Ss, Sems	2
	9	1208486	(0000–) Manifold, Solution Delivery, Main	1
	10	1221161	(0000–) Tie, Cable, Nyl, Push Mount, 76mm Max D	1
	11	79273–2	(0000–) Fitting, Plstc, Str, Bm12/Pm12	1
	12	630146	(0000–) Fitting, Plug, Pm06, Hdpe	3

Fig. 40 – Recovery Tank Group

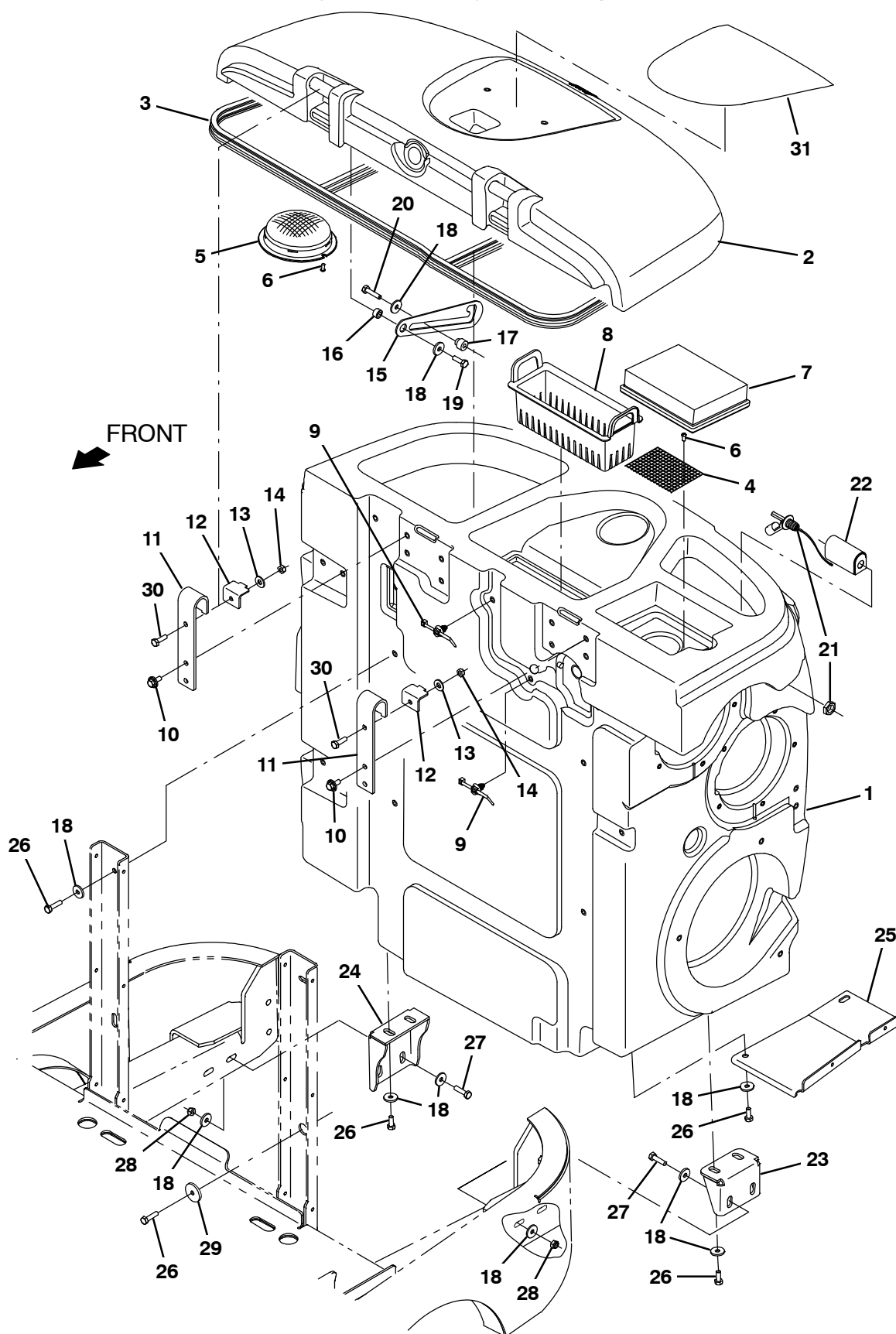


Fig. 40 – Recovery Tank Group

Ref.	Part No.	Serial Number	Description	Qty.
1	9020211	(0000–) Tank, Rec, Afmkt [T17]	1
2	9020285	(0000–) Cover Assy, Rec Tank, Ce Afmkt [T17]	1
3	1066434	(0000–) Seal, Afmkt, Bulb, Dual, 12Ft [F/.30Gap]	1
4	1207887	(0000–) Screen, Safety, Vac Fan	1
5	1026014	(0000–) Screen, Vacuum	1
6	382320	(0000–) Screw, Pan, Phl, 12–16 X 0.50, F/ Plstc	4
7	1037822	(0000–) Filter, Panl, Dust, 2.0 X 06.1 X 07.6	1
8	1206119	(0000–) Tray, Debris, Tank	1
9	1210807	(0000–) Wire, Tie [W/ .25" Fir Tree Clip]	4
10	1020341	(0000–) Screw, Hex, M8 X 1.25 X 20, Ss, Sems	4
11	1206961	(0000–) Bracket, Mtg, Cover, Recvy Tank	2
12	1207130	(0000–) Bracket, Retain, Hinge, Cover	2
13	01685	(0000–) Washer, Flat, 0.38B 0.88D .08, Ss	2
14	08713	(0000–) Nut, Hex, lock, m8 X 1.25, ml, Ss	2
15	1057214	(0000–) Plate, Arm, Prop	1
16	360460	(0000–) Sleeve, P/M, 0.34b 0.63d 0.4l, Ss / Oil	1
17	230735	(0000–) Sleeve, P/M, Flng, 0.33b 0.75/0.50d 0.8l	1
18	1017218	(0000–) Washer, Flat, 0.32b 1.00d .12, Ss	19
19	12333	(0000–) Screw, Hex, M8 X 1.25 X 25, Ss, NI	1
20	59658	(0000–) Screw, Hex, M8 X 1.25 X 35, NI, Ss	1
21	385685	(0000–) Sensor, Level, Liq, 14vdc 01a .62–11	1
22	1019285	(0000–) Bracket, Protector, Float Switch	1
23	1205049	(0000–) Bracket, Mtg, Tank, Recvy, Lh	1
24	1205797	(0000–) Bracket, Mtg, Tank, Recvy, Rh	1
25	1207209	(0000–) Bracket, Sppt, Hose, Drain	1
26	12273	(0000–) Screw, Hex, M8 X 1.25 X 20, NI, Ss	10
27	09011	(0000–) Screw, Hex, M8 X 1.25 X 30, Ss	4
28	08713	(0000–) Nut, Hex, Lock, M8 X 1.25, NI, Ss	4
29	379829	(0000–) Washer, Flat, 0.34b 1.50d .12, Stl, PI	1
30	09010	(0000–) Screw, Hex, M8 X 1.25 X 25, Ss	2
31	1213110	(0000–) Label, Hole, Cover, Recvy Tank	1

Fig. 41 – Tank Drains Group

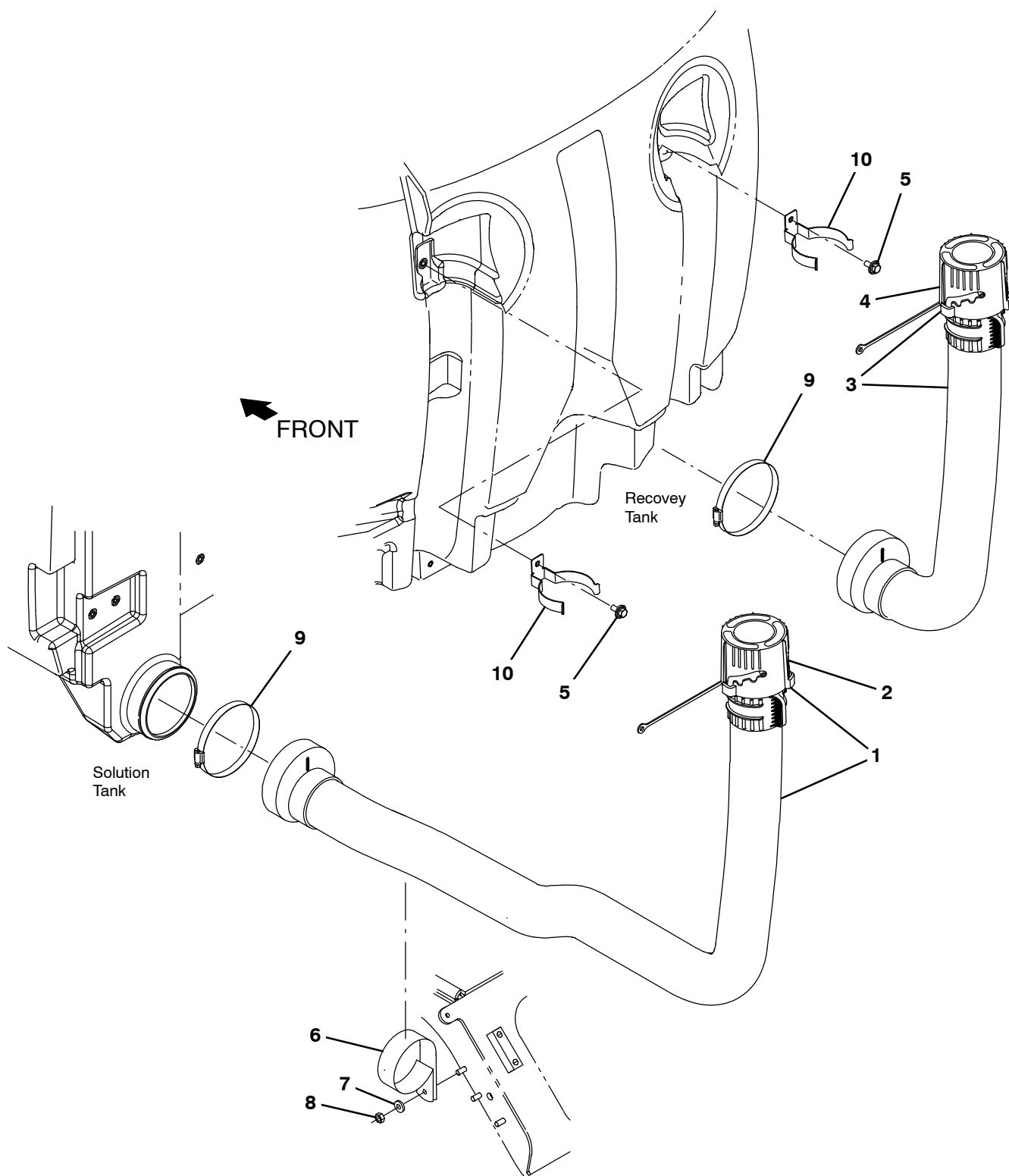


Fig. 41 – Tank Drains Group

	Ref.	Part No.	Serial Number	Description	Qty.
▽	1	1206099	(0000–0499) Hose Assy, Drain, 3.0 Id 64 L	1
▲	2	1214337	(0000–0499) Cuff Assy, Outer, Drain Hose	1
▽	1	1239902	(0500–) Hose Assy, Drain, 3.0 Id 64 L	1
▲	2	1214337	(0500–) Cuff Assy, Outer, Drain Hose	1
▽	3	1206370	(0000–) Hose Assy, Drain, 3.0 Id 35 L	1
▲	4	1214337	(0000–) Cuff Assy, Outer, Drain Hose	1
	5	1020341	(0000–) Screw, Hex, M8 X 1.25 X 20, Ss, Sems	2
	6	1207562	(0000–) Clamp, Cable, Stl, 3.25d X 1.00w, 1hole	1
	7	01685	(0000–) Washer, Flat, 0.38b 0.88d .08, Ss	1
	8	08713	(0000–) Nut, Hex, Lock, M8 X 1.25, NI, Ss	1
	9	1201434	(0000–) Clamp, Hose, Wormdrive, 4.63–5.50, 0.5w	2
	10	1209684	(0000–) Bracket, Mtg, Hose	2

Fig. 42 – Vacuum Fans and Rear Side Door Group

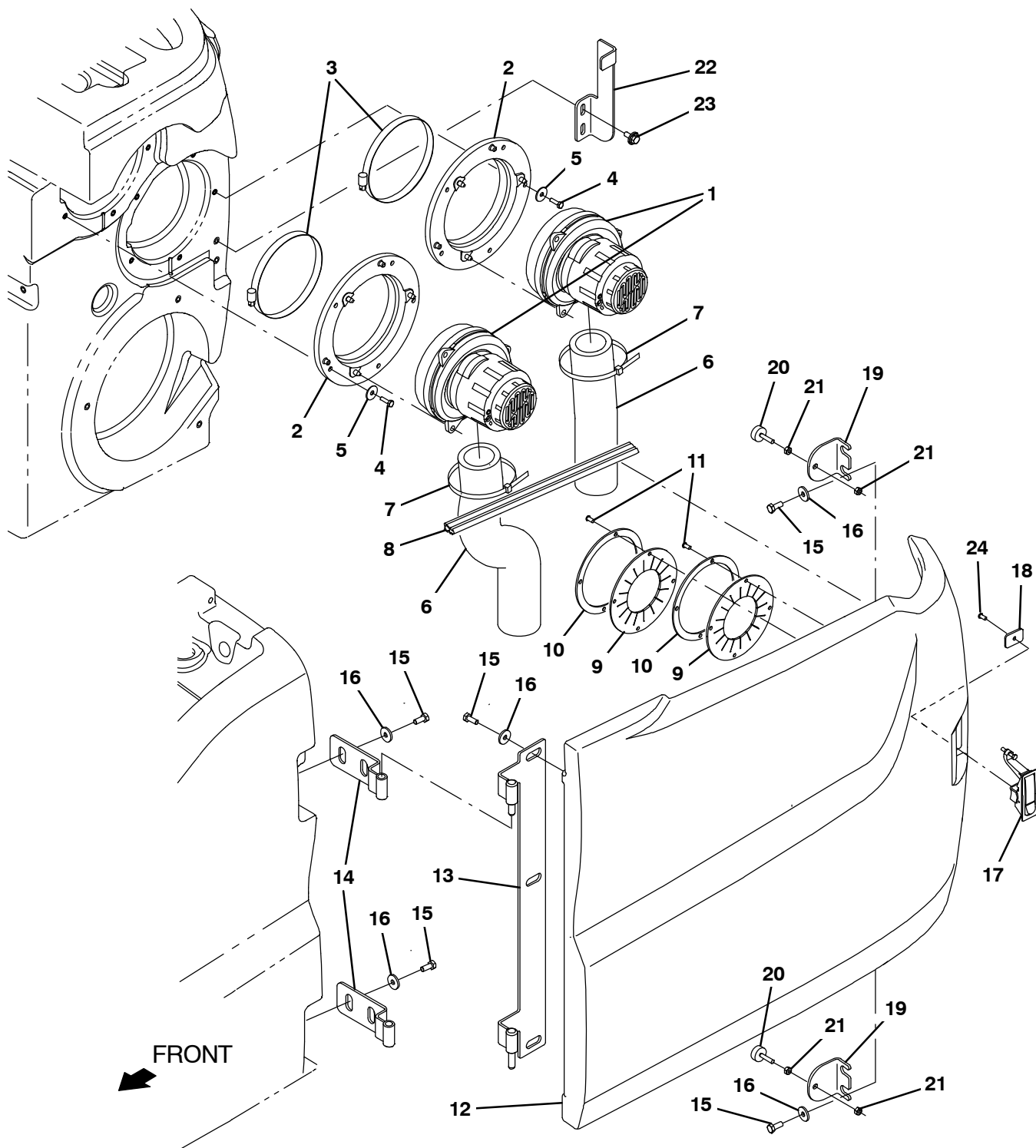


Fig. 42 – Vacuum Fans and Rear Side Door Group

	Ref.	Part No.	Serial Number	Description	Qty.
▽	1	1200149	(0000–) Fan, Vacuum, 6.6d, 036vdc, 1 Stage [Bpt]	2
▲		1206774	(0000–) Brush Kit, Motor, Fan	1
	2	1201267	(0000–) Assy, Seal, Mtg, Vacfan	2
	3	49891	(0000–) Clamp, Hose, Wormdrive, 5.56–6.50d, .56w	2
	4	08716	(0000–) Screw, Hex, M6 X 1.00 X 20, Ss	10
	5	29570	(0000–) Washer, Flat, 0.28b 1.00d .06, Stl	10
	6	1203848	(0000–) Muffler, Vacfan, 11.0 L	2
	7	130773	(0000–) Tie, Cable, Nyl, 11.0l, .14w, 3.0 Max. D	2
	8	1066431	(0000–) Seal, Afmkt, Bulb, Dual, 03ft [F/.30gap]	1
	9	1214173	(0000–) Seal, Door, Vac Fan, Rbr	2
	10	1214174	(0000–) Retainer, Seal, Door, Vac Fan	2
	11	382320	(0000–) Screw, Pan, Phl, 12–16 X 0.50, F/ Plstc	8
	12	9015040	(0000–0499) Cover, Side, Lh, Afmkt [M17]	1
	12	9018976	(0500–) Cover, Side, Lh, Afmkt [M17]	1
	13	1205801	(0000–) Hinge, Wldt, Lh	1
	14	1205811	(0000–) Hinge Wldt, [T12]	2
	15	15675	(0000–) Screw, Hex, M8 X 1.25 X 16, Ss	11
	16	32492	(0000–) Washer, Flat, 0.38, Std	11
	17	398806	(0000–) Latch	1
	18	1208748	(0000–) Plate, Latch [T17]	1
	19	1207039	(0000–) Bracket, Bumper	2
	20	20802	(0000–) Bumper, Rbr, 1.0d 0.38th .25–20	2
	21	19312	(0000–) Nut, Hex, Std, .25–20	4
	22	1207341	(0000–) Bracket, Latch, Lh Panel [T17]	1
	23	1020341	(0000–) Screw, Hex, M8 X 1.25 X 20, Ss, Sems	2
	24	06933	(0000–) Screw, Pan, Phl, M5 X 0.80 X 16, 4.8	2

Fig. 43 – Rear Squeegee Lift Group

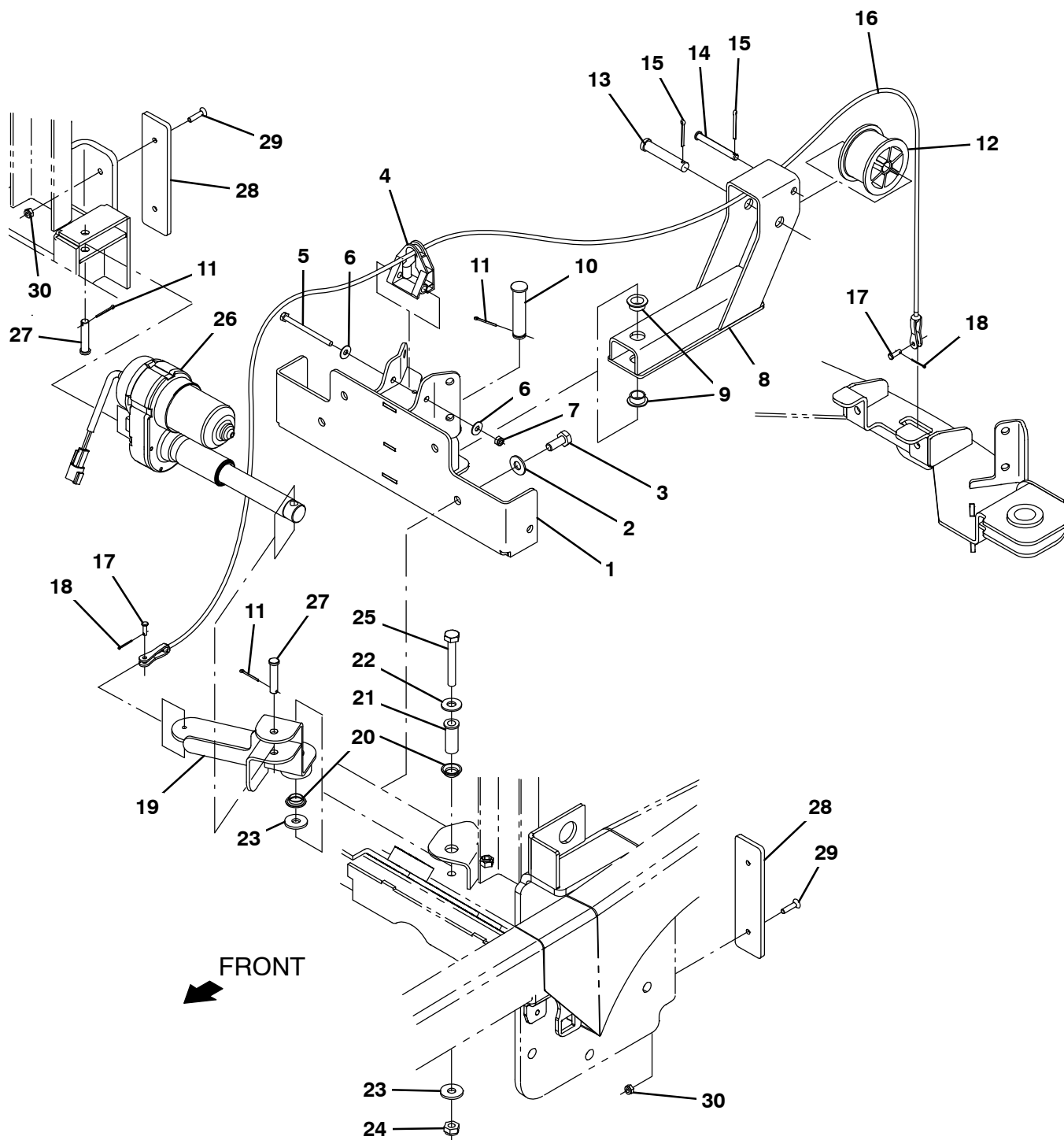


Fig. 43 – Rear Squeegee Lift Group

Ref.	Part No.	Serial Number	Description	Qty.
1	1207903	(0000–) Bracket Wldt, Sqge Lift, Frame	1
2	01686	(0000–) Washer, Flat, 0.44b 1.00d .08, Ss	4
3	09770	(0000–) Screw, Hex, M10 X 1.50 X 25, NI, Ss	4
4	1208274	(0000–) Guide, Cable, Sqge Lift	1
5	391434	(0000–) Screw, Hex, M6 X 1.00 X 80, Ss	1
6	01684	(0000–) Washer, Flat, 0.27b 0.69d .05, Ss	2
7	08712	(0000–) Nut, Hex, Lock, M6 X 1.00, NI, Ss	1
8	1205553	(0000–) Lift Wldt, Sqge, Pulley	1
9	25735	(0000–) Bushing, Flng, 0.63b 0.75d 0.38l	2
10	1018276	(0000–) Pin, Clevis, 0.62d X 2.91l	1
11	08179	(0000–) Pin, Cotter, .094 X 1.00	3
12	223054	(0000–) Drum, Cable, Lift	1
13	51103	(0000–) Pin, Clevis, 0.50d X 2.62l	1
14	71274	(0000–) Pin, Clevis, 0.31d X 2.62l	1
15	08175	(0000–) Pin, Cotter, .125 X 1.25	2
16	1207739	(0000–) Cable, Ss .12d 22.6l .2clevis / .2clevis	1
17	77488	(0000–) Pin, Clevis, 0.19d X 0.63l	2
18	08178	(0000–) Pin, Cotter, .062 X 0.75	2
19	1207466	(0000–) Lever Wldt, Sqge Lift, Pulley	1
20	04843	(0000–) Bushing, Flng, 0.63b 0.72d 0.25l	2
21	1208247	(0000–) Bushing, Sleeve, Flng 0.40b 0.625d 1.62l, Ss	1
22	01686	(0000–) Washer, Flat, 0.44b 1.00d .08, Ss	1
23	1014563	(0000–) Washer, Flat, 0.40b 1.12d .12, Ss	2
24	08714	(0000–) Nut, Hex, Lock, M10 X 1.5, NI, Ss	1
25	14529	(0000–) Screw, Hex, M10 X 1.50 X 70, Ss	1
26	1206872	(0000–) Actuator, 36v, 2.36in Stroke	1
27	17461	(0000–) Pin, Clevis, 0.37d X 1.75l	2
28	1207757	(0000–) Shield, Bumper, Sqge Cplg	2
29	06415	(0000–) Screw, Flt, Soc, M6 X 1.00 X 25, 10.9	4
30	08708	(0000–) Nut, Hex, Lock, M6 X 1.00, NI	4

Fig. 44 – Rear Squeegee Linkage Group

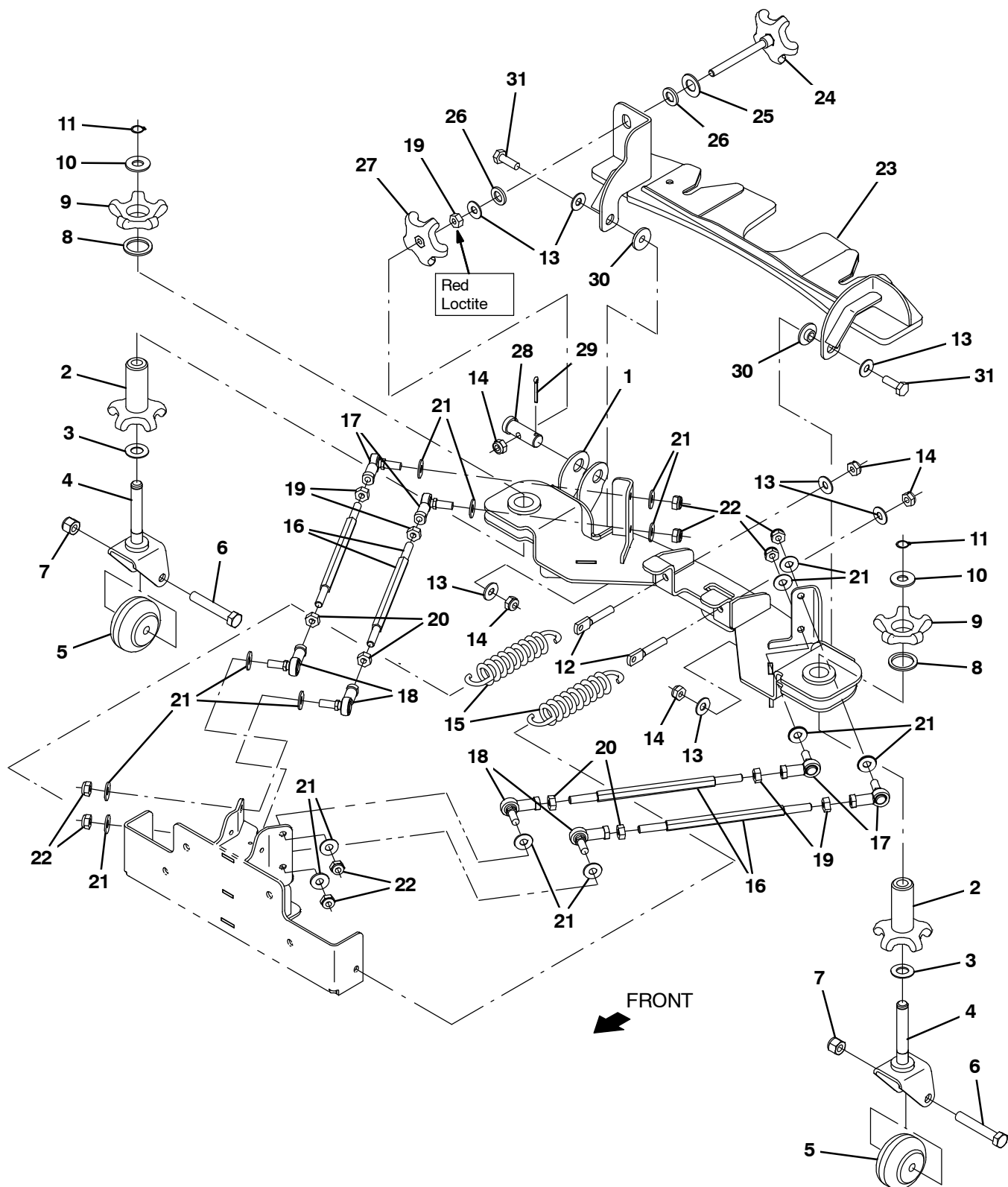


Fig. 44 – Rear Squeegee Linkage Group

	Ref.	Part No.	Serial Number	Description	Qty.
	1	1206821	(0000–) Coupling Wldt, Sqge, Front	1
▽		9020233	(0000–) Caster, Assy, Sq, Rear, Afmkt [T17]	2
▲	2	1208155	(0000–) Knob, Adj, Caster	1
▲	3	07450	(0000–) Washer, Thrust, 0.66b 1.25d 0.06w	1
▲	4	1208153	(0000–) Pivot Wldt, Caster, Sqge	1
▲	5	20833	(0000–) Wheel, 03.0d 1.38w 0.50b	1
▲	6	81952	(0000–) Screw, Hex, .50–13 X 3.00, 18–8, Ss	1
▲	7	02931	(0000–) Nut, Hex, Lock, .50–13, NI, Ss	1
▲	8	79217	(0000–) Washer, Wavy, 1.20b 1.54d .13	1
▲	9	1208156	(0000–) Knob, Caster	1
	10	77272	(0000–) Washer, Flat, 0.60b 1.31d .10, Ss	2
	11	01516	(0000–) Ring, Retaining, Ext, 0.59d, Basic	2
	12	386847	(0000–) Bolt, Eye, M10 X 1.50 X 064mm, 07.10 Eye	2
	13	01686	(0000–) Washer, Flat, 0.44b 1.00d .08, Ss	7
	14	08714	(0000–) Nut, Hex, Lock, M10 X 1.5, NI, Ss	5
	15	1031413	(0000–) Spring, Extn, 1.68od 0.20wir 07.5l	2
▽		9020232	(0000–) Link Kit, Sq, Rear, 1 Link, Afmkt [T17]	4
▲	16	1209712	(0000–) Rod, Hex, M10, 09.50l, Stl	1
▲	17	05686	(0000–) Rod–End, M10 X 1.5rh Fem M10 X 1.5stud	1
▲	18	05685	(0000–) Rod–End, M10 X 1.5lh Fem M10 X 1.5stud	1
▲	19	07787	(0000–) Nut, Hex, Std, M10 X 1.50, Ss	1
▲	20	09775	(0000–) Nut, Hex, Std, M10–1.5, Ss	1
▲	21	01686	(0000–) Washer, Flat, 0.44b 1.00d .08, Ss	4
▲	22	08714	(0000–) Nut, Hex, Lock, M10 X 1.5, NI, Ss	2
	23	1206844	(0000–) Coupling Wldt, Sqge, Rear	1
	24	1206865	(0000–) Knob, Star, 3.21d 5ear 4.45l M10x1.5	1
	25	15331	(0000–) Washer, Flat, 0.62, Sae	1
	26	1210022	(0000–) Washer, 1.02 Od, .62 Id, Urethane	2
	27	1054945	(0000–) Knob, Star, 3.21d 5ear M10	1
	28	1207034	(0000–) Pin, Clevis, 0.75d X 2.00l, M10 Hole	1
	29	08236	(0000–) Pin, Cotter, .156 X 1.25	1
	30	363087	(0000–) Bushing, Flng, 0.44b 1.25d 0.25l	2
	31	12317	(0000–) Screw, Hex, M10 X 1.50 X 30, Ss	2

Fig. 45 – Rear Squeegee Group

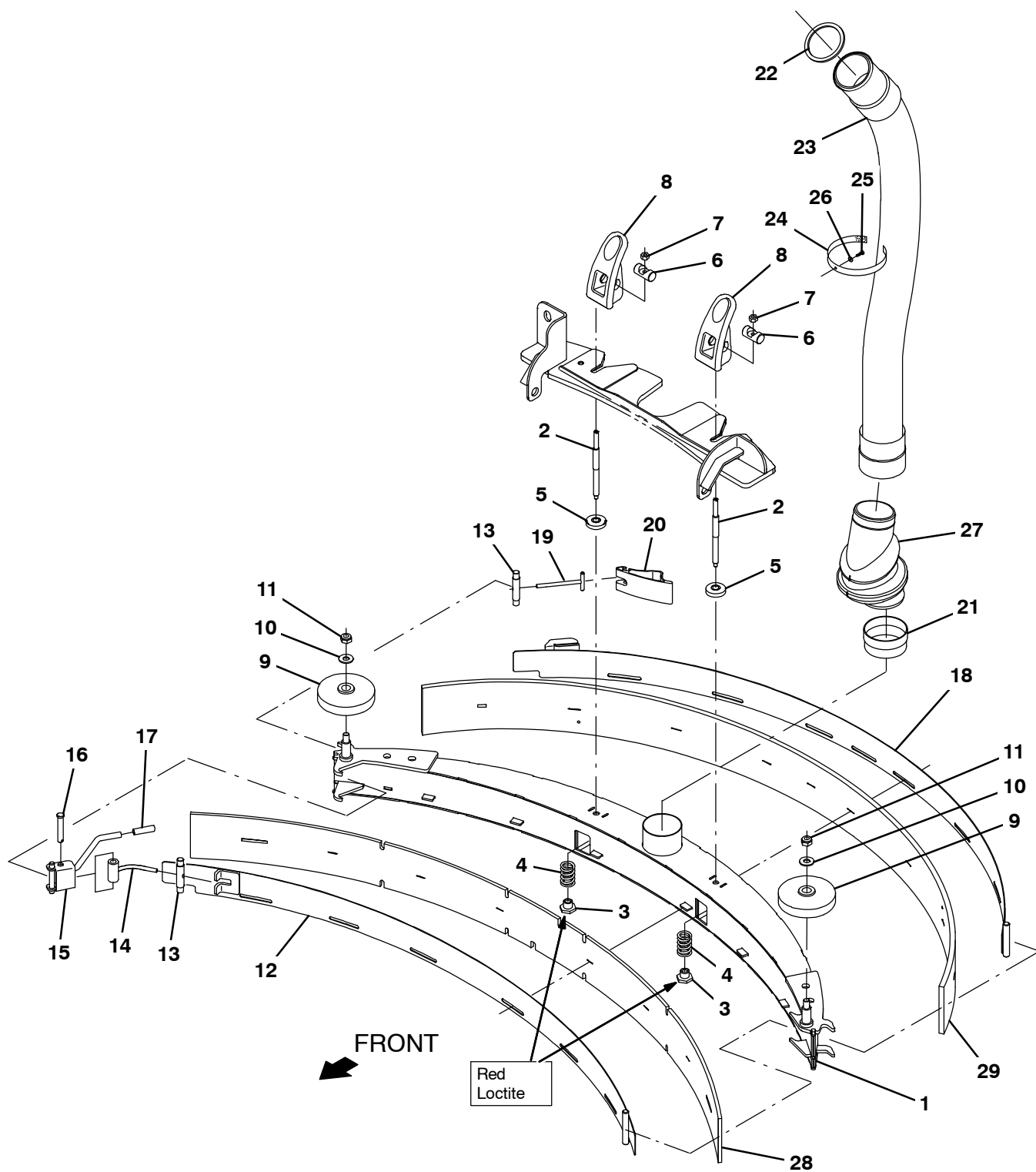


Fig. 45 – Rear Squeegee Group

Ref.	Part No.	Serial Number	Description	Qty.
▽	9020070	(0000–) Squeegee Kit, Ci [T17]	1
▲	1 1213530	(0000–) Squeegee Frame Assy	1
▲	2 1206251	(0000–) Rod, Thrd, 2end, M8x1.25/ M10x1.5 –02	2
▲	3 391345	(0000–) Nut, T, M10 X 1.50 X 0.62od X 0.5l	2
▲	4 1212782	(0000–) Spring, Cmpr, 0.98od .14wir 02.00l, Ss	2
▲	5 1208629	(0000–) Ring, Mtg, Sqge, .38l	2
▲	6 1055396	(0000–) Pin, 0.63d, 02.0l [W/Cbore, M8 Screw]	2
▲	7 07786	(0000–) Nut, Hex, Std, M8 X 1.25, Ss	2
▲	8 1052532	(0000–) Grip, Lock	2
▲	9 363162	(0000–) Wheel, 04.0d 0.89w 0.64b	2
▲	10 01686	(0000–) Washer, Flat, 0.44b 1.00d .08, Ss	2
▲	11 08714	(0000–) Nut, Hex, Lock, M10 X 1.5, NI, Ss	2
▲	12 1209122	(0000–) Strap Wldt	1
▲	13 1206530	(0000–) Pin, 0.43d 2.75l [303ss]	2
▲	14 1209121	(0000–) Arm Wldt	1
▲	15 1209120	(0000–) Bracket Wldt	1
▲	16 51813	(0000–) Pin, Clevis, 0.37d X 2.12l	1
▲	17 1208858	(0000–) Cover, Handle	1
▲	18 1207103	(0000–) Clamp Wldt, Rear	1
▲	19 21606	(0000–) Bar Wldt, Retainer, Sqge, Rear	1
▲	20 1208906	(0000–) Cam, Rear	1
	21 1208730	(0000–) Cuff, Adapter, 2.75 X 3.00, Pvc	1
	22 1207608	(0000–) Gasket, Ure, .16, 3.23id 3.63od	1
	23 1207661	(0000–) Hose Assy, Rear Squeegee	1
	24 1209444	(0000–) Fastener, 11.00l [Hook & Loop]	1
	25 1045525	(0000–) Screw, Pan, Phl, M6 X 1.00 X 12, Blk	1
	26 01684	(0000–) Washer, Flat, 0.27b 0.69d .05, Ss	1
	27 1213539	(0000–) Hose Trap Assy	1
	28 1207086	(0000–) Blade, Front Squeegee 56.6l (Linard)	1
	28 1208356	(0000–) Blade, Front Squeegee 56.6l (Urethane)	1
	28 1208358	(0000–) Blade, Front Squeegee 56.6l (Gum)	1
	29 1207087	(0000–) Blade, Rear Squeegee 60.6l (Linatex)	1
	29 1208357	(0000–) Blade, Rear Squeegee 60.6l (Urethane)	1
	29 1208359	(0000–) Blade, Rear Squeegee 60.6l (Gum)	1

Fig. 46 – Right Hand Door and Battery Cover Group

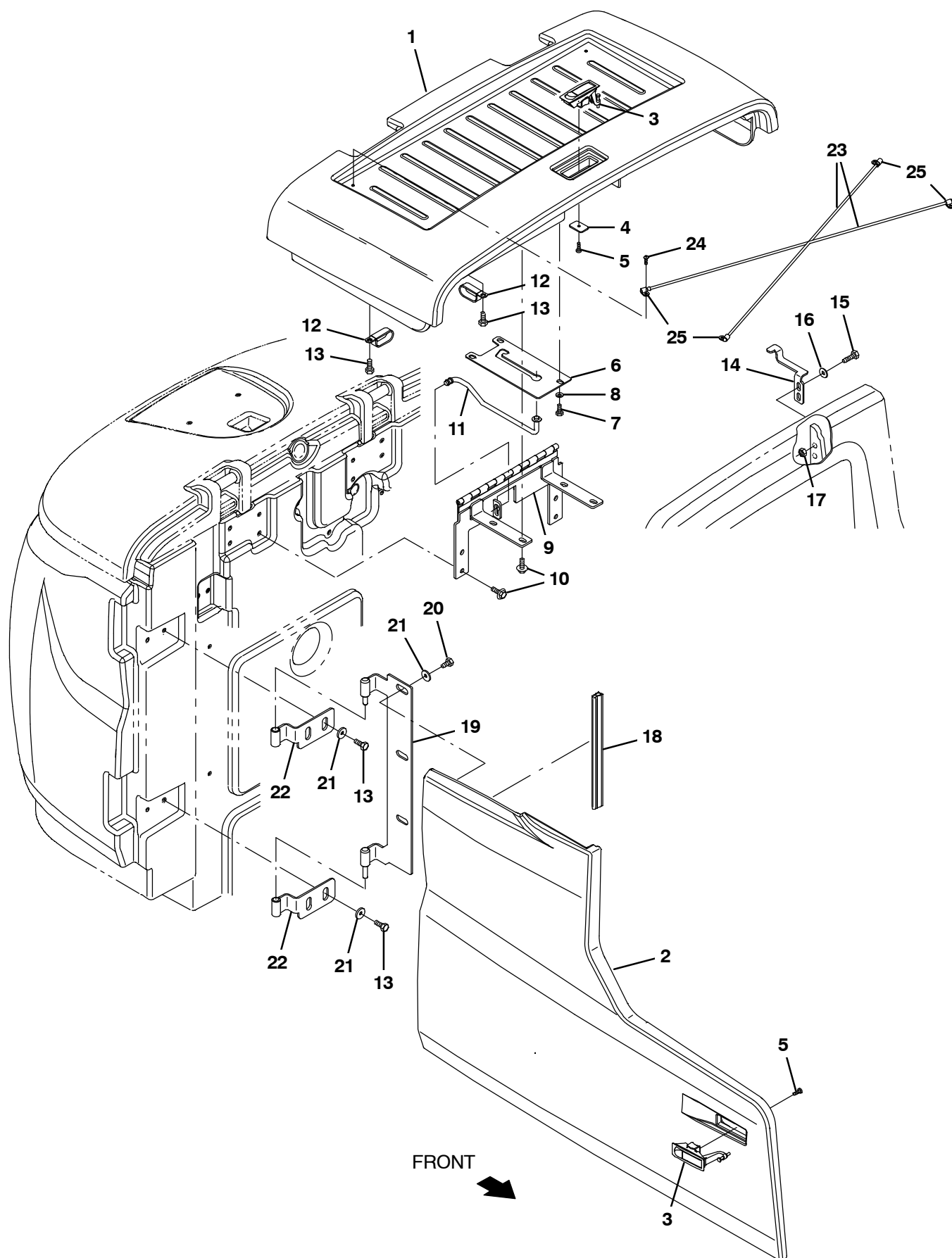


Fig. 46 – Right Hand Door and Battery Cover Group

Ref.	Part No.	Serial Number	Description	Qty.
1	9020289	(0000–0499) Cover Assy, Battery, Ce [T17]	1
1	9018978	(0500–) Cover Assy, Battery, Ce [T17]	1
2	9015038	(0000–0499) Cover, Side, Rh, Afmkt [M17]	1
2	9018852	(0500–) Cover, Side, Rh, Std, Afmkt [M17]	1
3	398806	(0000–) Latch	2
4	1208748	(0000–) Plate, Latch [T17]	1
5	06935	(0000–) Screw, Pan, Phl, M5 X 0.80 X 25, 4.8	2
6	1209190	(0000–) Plate, Prop Rod, [T17]	1
7	15678	(0000–) Screw, Hex, M6 X 1.00 X 16, Ss	3
8	32490	(0000–) Washer, Flat, 0.25, Std	3
9	1207362	(0000–) Hinge Wldt, Cover, Battery [T17]	1
10	1020341	(0000–) Screw, Hex, M8 X 1.25 X 20, Ss, Sems	8
11	1207145	(0000–) Rod Wldt, Seat, Battery Cover [T17]	1
12	09570	(0000–) Clamp, Cable, Stl, 0.90d X 0.62w, 1hole	3
13	09740	(0000–) Screw, Hex, M8 X 1.25 X 20, Ss	7
14	1207131	(0000–) Bracket, Latch [T17]	1
15	76570	(0000–) Screw, Hex, M8 X 1.25 X 30, 8.8	2
16	32491	(0000–) Washer, Flat, 0.31, Std	4
17	08709	(0000–) Nut, Hex, Lock, M8 X 1.25, NI	2
18	1066429	(0000–) Seal, Afmkt, Bulb, Dual, 01ft [F/.30gap]	1
19	1207946	(0000–) Hinge Wldt, Rh [T17]	1
20	49826	(0000–) Screw, Hex, M8 X 1.25 X 16, NI, Ss	3
21	1017218	(0000–) Washer, Flat, 0.32b 1.00d .12, Ss	7
22	1205811	(0000–) Hinge Wldt, [T12]	2
23	1210971	(0000–) Cord, Battery Cover [T17]	2
24	39239	(0000–) Screw, Pan, Phl, 10–32 X 0.50, G2, Blk	4
25	140324	(0000–) Clamp, Cable, Nyl, 0.31d, Blk	4

Fig. 47 – Electrical Box Group

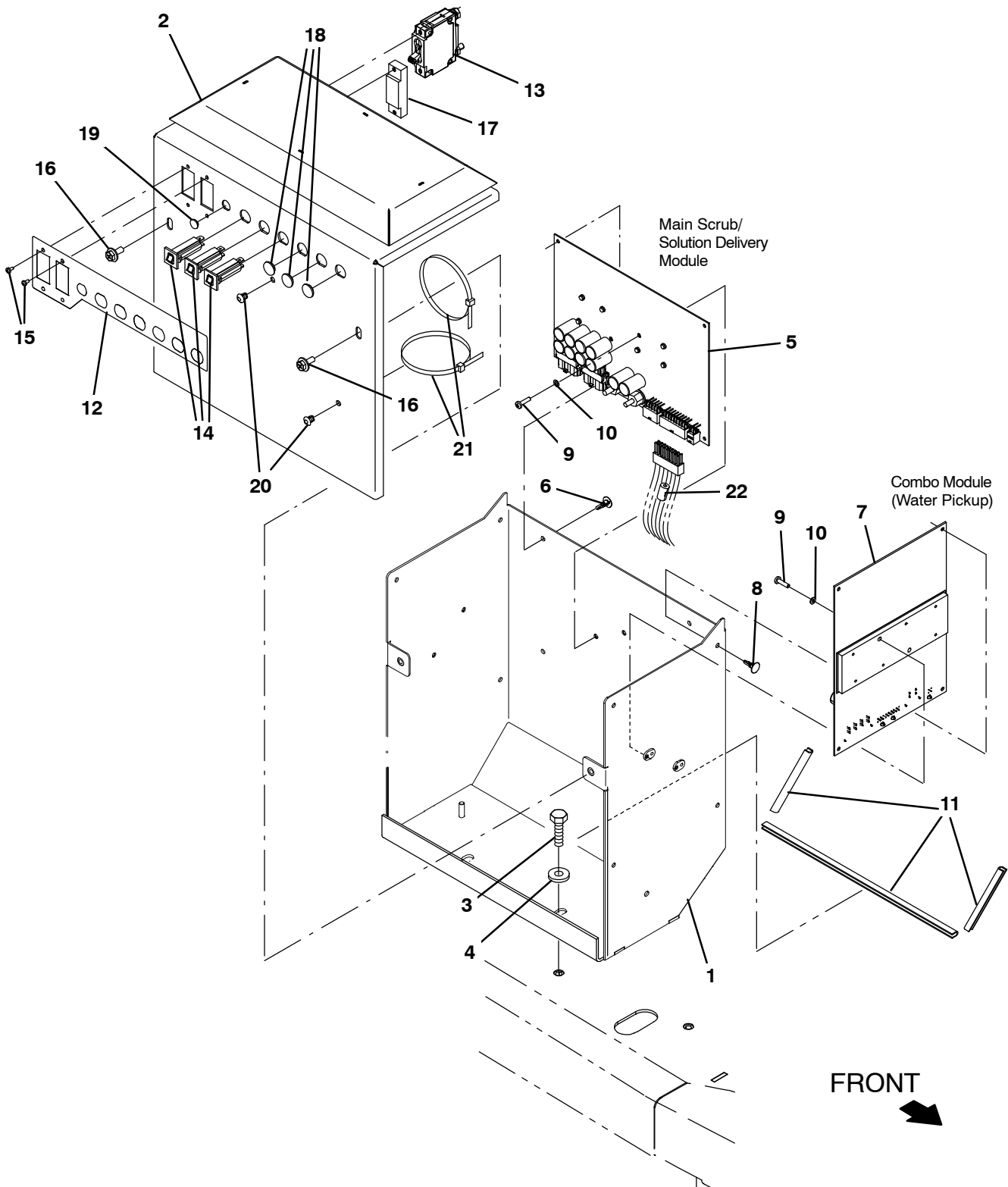


Fig. 47 – Electrical Box Group

Ref.	Part No.	Serial Number	Description	Qty.	
1	1214566	(0000–) Panel Wldt, Enclosure, Electrical	1	
2	1214550	(0000–) Cover Wldt, Enclosure, Electrical	1	
3	1020341	(0000–) Screw, Hex, M8 X 1.25 X 20, Ss, Sems	2	
4	1017218	(0000–) Washer, Flat, 0.32B 1.00D .12, Ss	2	
▽	5	9015002	(0000–) Circuitboard Kit, Scrub, Afmkt [T17/M17]	1
▲	6	1210399	(0000–) Stand–Off, Circuitboard [0.25”]	4
▽	7	9020229	(0000–) Circuit Board Kit, Water, Afmkt [t17]	1
▲	8	1210399	(0000–) Stand–Off, Circuitboard [0.25”]	4
9	06926	(0000–) Screw, Pan, Phl, M4 X 0.70 X 10, 4.8	4	
10	1202860	(0000–) Washer, Flat, 0.17b 0.31d .03, Nyl	4	
11	1046404	(0000–) Molding, Afmkt, Trim, Pvc, .18 .31, 02Ft	1	
12	1208412	(0000–) Label, Circuit Breaker	1	
13	1210970	(0000–) Circuitbreaker, 60.0a, Resetable	1	
14	1064184	(0000–) Circuitbreaker, 02.5a, Resetable	3	
15	06919	(0000–) Screw, Pan, Phl, M3 X 0.50 X 6, 4.8	4	
16	1034731	(0000–) Screw, Hex, M6 X 1.00 X 16, Sems, Ss	2	
17	1213059	(0000–) Plug, Circuit Breaker [Carling, 50/60a]	1	
18	1058340	(0000–) Plug, Hole, Rnd, 0.63h 0.1l, Blk	3	
19	33807	(0000–) Plug, Hole, Rnd, 0.44H .03–.12, Blk Nyl	1	
20	1202868	(0000–) Clip, Tie, 0.25d, Plstc	8	
21	763114	(0000–) Tie, Cable, 11.3l, 2.75d Max	6	
22	1060276	(0000–) Inductor, 36.2Mml, Rnd [Ferrite 1–300Hz]	1	

Fig. 48 – Electrical Box Wires Group

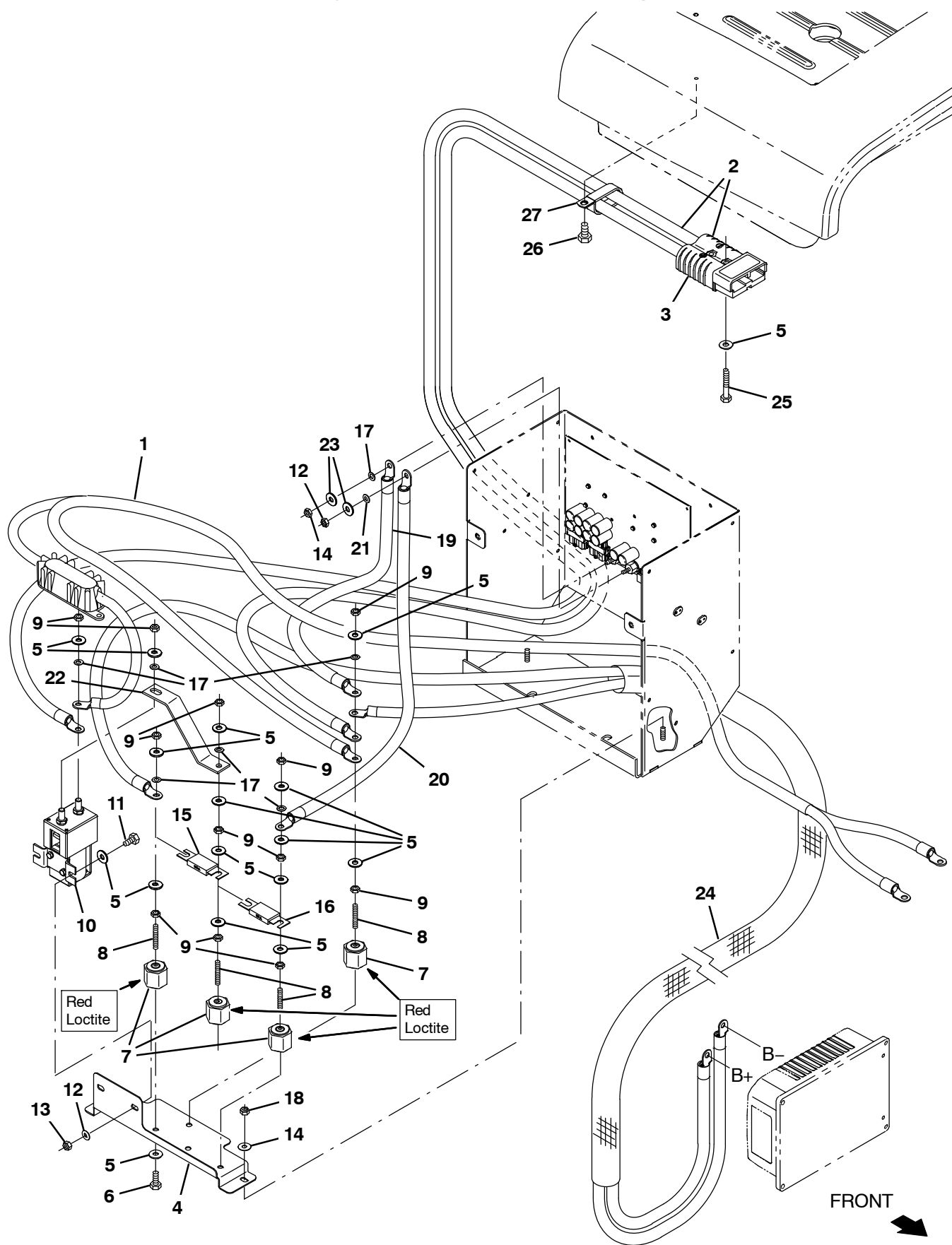


Fig. 48 – Electrical Box Wires Group

	Ref.	Part No.	Serial Number	Description	Qty.
▽	1	1074599	(0000–) Cable Assy, 02ga [Fused Power, T18]	1
▲		1226634	(0000–) Fuse, 150a [Mega Series]	1
▽	2	1074536	(0000–) Cable, Battery, 2/0ga [M8 Ring/M6 Ring]	1
▲	3	01726	(0000–) Connector, 350A, Gray	1
	4	1206431	(0000–) Bracket, Mtg, Contactor	1
	5	32483	(0000–) Washer, Flat, 0.25, Sae	15
	6	19314	(0000–) Screw, Hex, .25–20 X 0.38, G5	4
	7	76062	(0000–) Stand–Off, Wir, 0.25, Insulator, Panel	4
	8	41702	(0000–) Rod, Thrd, Full, .25–20 01.5l	4
	9	19312	(0000–) Nut, Hex, Std, .25–20	10
	10	1068510	(0000–) Contactor, 36vdc, 200a, Spst	1
	11	06942	(0000–) Screw, Hex, M6 X 1.00 X 16, 8.8	2
	12	1202864	(0000–) Nut, Hex, Std, M5 X 0.80, Brs	1
	13	08708	(0000–) Nut, Hex, Lock, M6 X 1.00, NI	2
	14	1061910	(0000–) Nut, Hex, Std, M6 X 1.00, Brs	1
	15	386807	(0000–) Fuse, 150a, 0.88 2.4l [Slo–Blo]	1
	16	86379	(0000–) Fuse, 100a, 0.88 2.4l, 125volt	1
	17	07515	(0000–) Washer, Lock, Int, 0.25, Ss	6
	18	08708	(0000–) Nut, Hex, Lock, M6 X 1.00, NI	2
	19	1075154	(0000–) Cable, 04ga 6.5l Blk [M6 Ring/M6 Ring]	1
	20	1075153	(0000–) Cable, 04ga 9.8l Blu [M5 Ring/M6 Ring]	1
	21	07514	(0000–) Washer, Lock, Int, 10, Ss	2
	22	1208691	(0000–) Busbar, 200a	1
	23	1061918	(0000–) Washer, Flat, 0.25b 0.47d .06, Brs	2
	24	1074713	(0000–) Cable Assy, 02ga, Power [T18, 2 Cond.]	1
	25	33930	(0000–) Screw, Hex, M6 X 1.00 X 40, Ss	2
	26	49826	(0000–) Screw, Hex, M8 X 1.25 X 16, NI, Ss	3
	27	09570	(0000–) Clamp, Cable, Stl, 0.90D X 0.62W, 1 Hole	3

Fig. 49 – Electrical Circuit Breaker Box Group, Sweeping

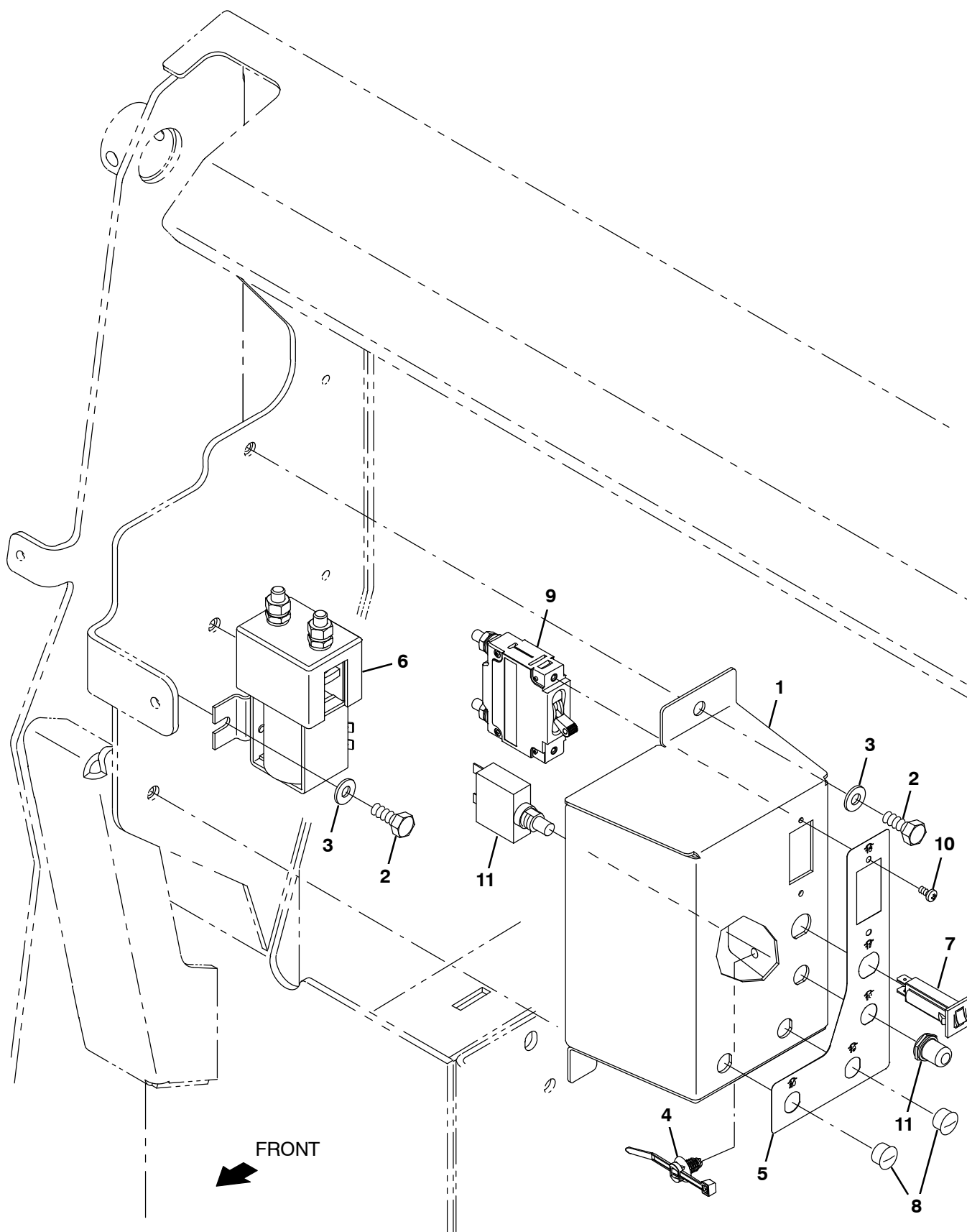


Fig. 49 – Electrical Circuit Breaker Box Group, Sweeping

Ref.	Part No.	Serial Number	Description	Qty.
1	1218732	(0000–) Bracket, Enclosure, Ele	1
2	06942	(0000–) Screw, Hex, M6 X 1.00 X 16, 8.8	4
3	32483	(0000–) Washer, Flat, 0.25, Sae	4
4	1210807	(0000–) Wire, Tie [W/.25" Fir Tree Clip]	1
5	1219111	(0000–) Label, Circuitbreaker, Ele [M17]	1
6	1068510	(0000–) Contactor, 36vdc, 200a, Spst	1
7	1064188	(0000–) Circuitbreaker, 15.0a, Resetable	1
8	33807	(0000–) Plug, Hole, Rnd, 0.44h .03–.12, Blk Nyl	2
9	1210970	(0000–) Circuitbreaker, 60.0a, Resetable	1
10	06919	(0000–) Screw, Pan, Phl, M3 X 0.50 X 6, 4.8	2
11	383727	(0000–) Circuitbreaker, 40.0a, Resetable	1

Fig. 50 – Electrical Box Group, Sweeping

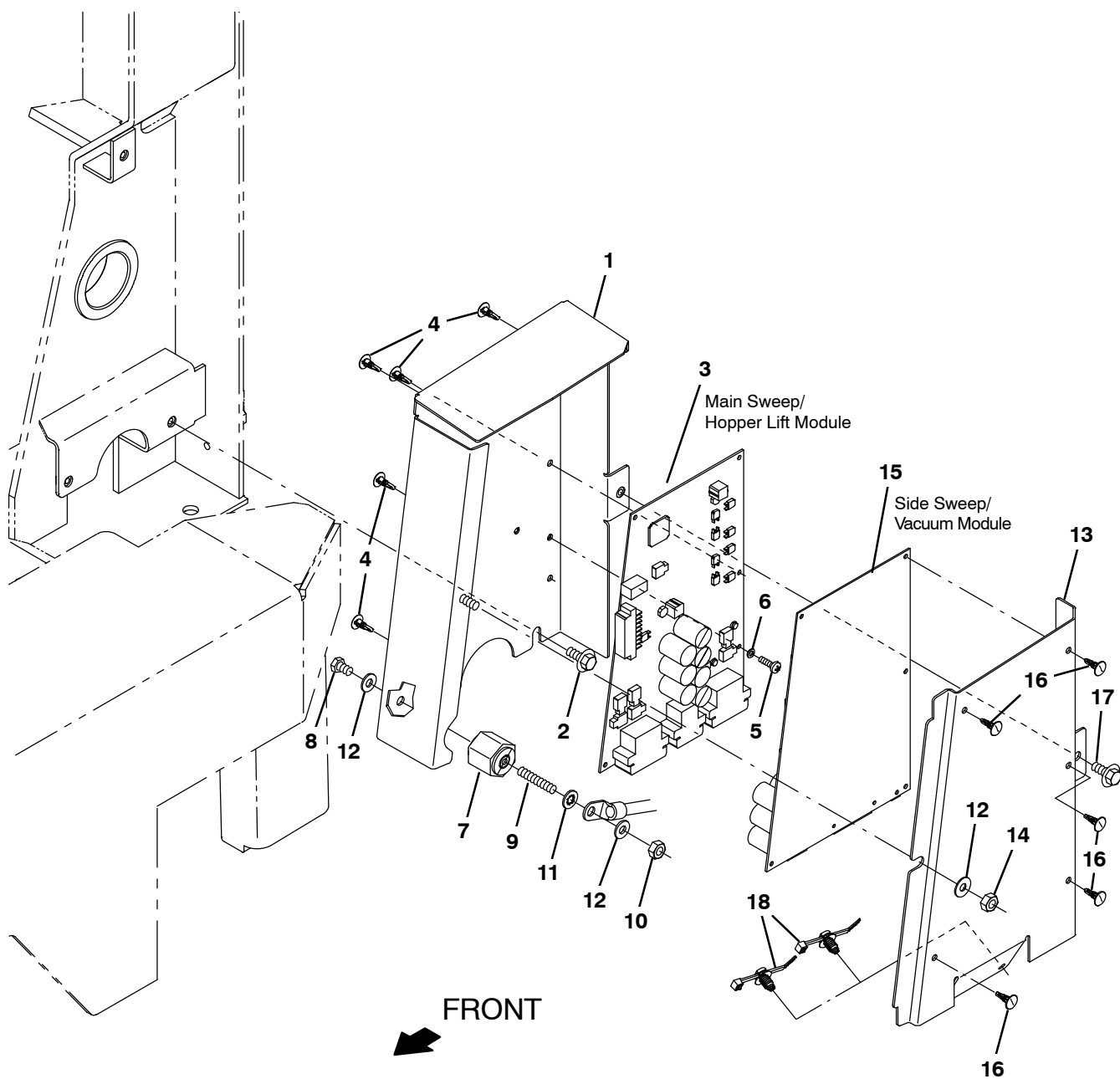
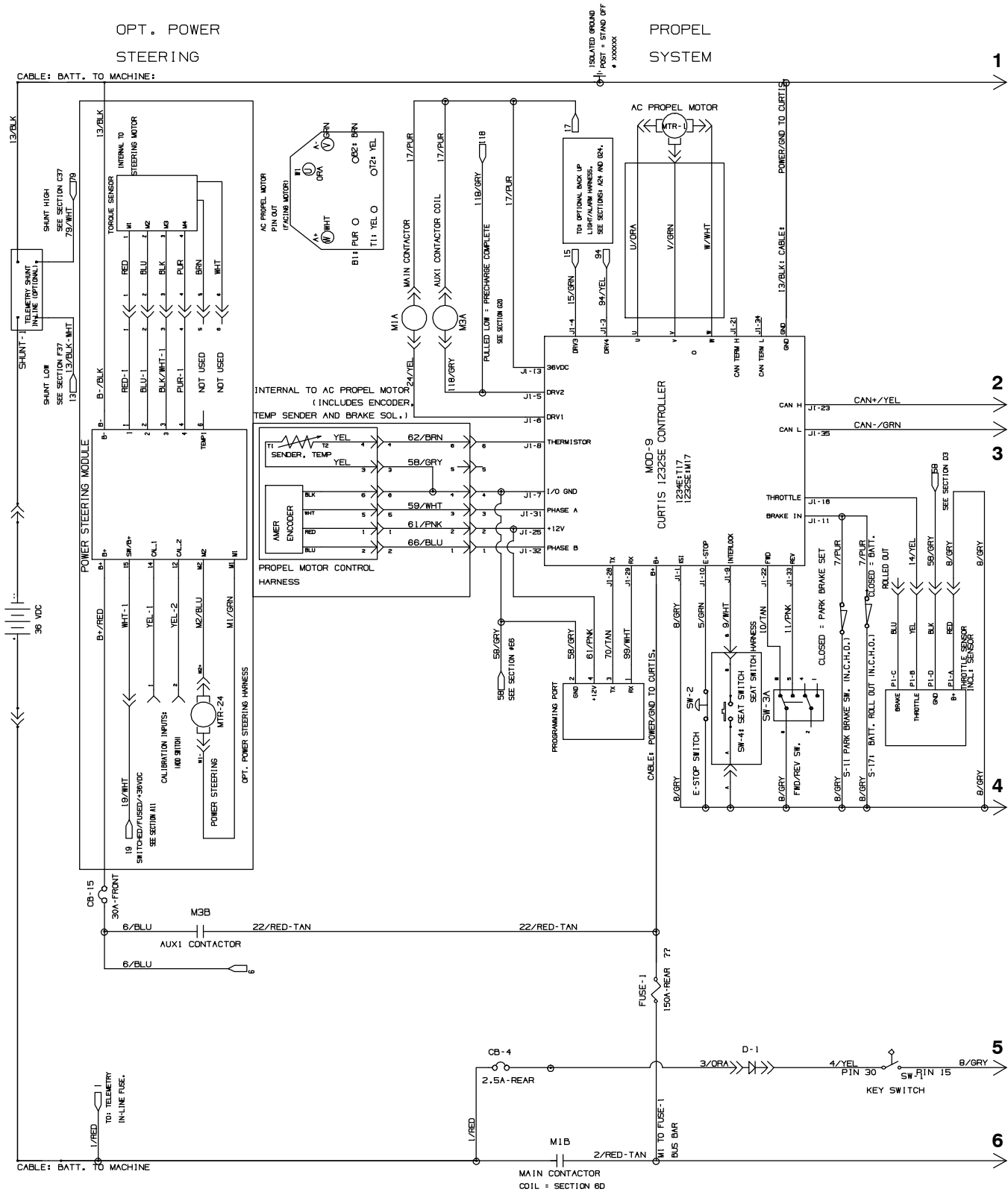


Fig. 50 – Electrical Box Group, Sweeping

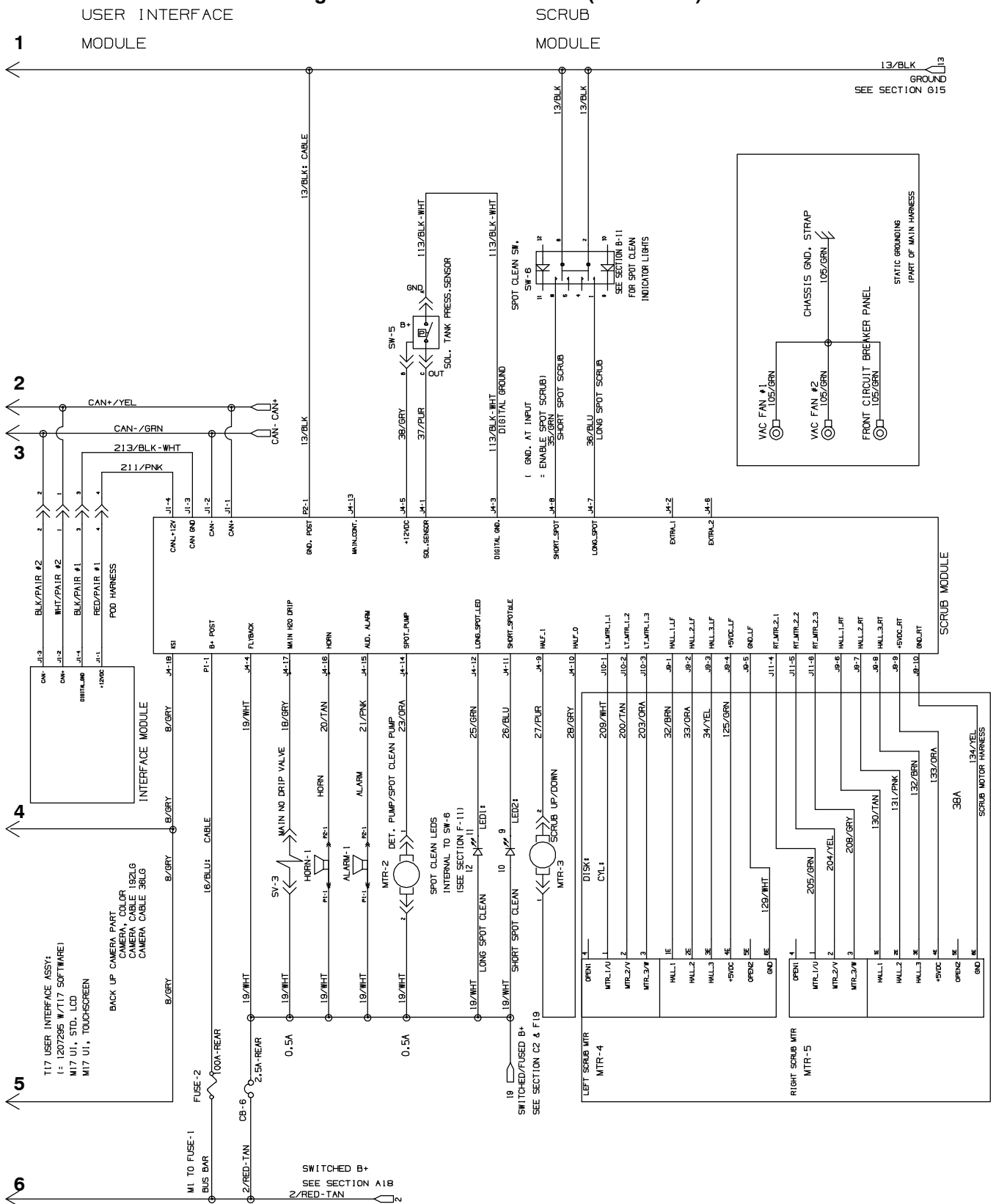
	Ref.	Part No.	Serial Number	Description	Qty.
	1	1216753	(0000–) Channel Wldt, Enclosure, Ele	1
	2	1034731	(0000–) Screw, Hex, M6 X 1.00 X 16, Sems, Ss	4
▽	3	9015047	(0000–) Circuitboard Kit, Swp, Main, Afmkt [M17]	1
▲	4	1210399	(0000–) Stand–Off, Circuitboard [0.25"]	5
	5	06927	(0000–) Screw, Pan, Phl, M4 X 0.70 X 16, 4.8	2
	6	1202860	(0000–) Washer, Flat, 0.17b 0.31d .03, Nyl	2
	7	76062	(0000–) Stand–Off, Wir, 0.25, Insulator, Panel	1
	8	19314	(0000–) Screw, Hex, .25–20 X 0.38, G5	1
	9	41702	(0000–) Rod, Thrd, Full, .25–20 01.5l	1
	10	19312	(0000–) Nut, Hex, Std, .25–20	1
	11	32982	(0000–) Washer, Lock, Int, 0.25	1
	12	32483	(0000–) Washer, Flat, 0.25, Sae	3
	13	1217422	(0000–) Plate, Sppt, Board	1
	14	08712	(0000–) Nut, Hex, Lock, M6 X 1.00, NI, Ss	1
▽	15	9015048	(0000–) Circuitboard Kit, Swp, Side, Afmkt [M17]	1
▲	16	1210399	(0000–) Stand–Off, Circuitboard [0.25"]	5
	17	1034731	(0000–) Screw, Hex, M6 X 1.00 X 16, Sems, Ss	2
	18	1210807	(0000–) Wire, Tie [W/.25" Fir Tree Clip]	1

Fig. 51 – Electrical Schematic (0000-0499)



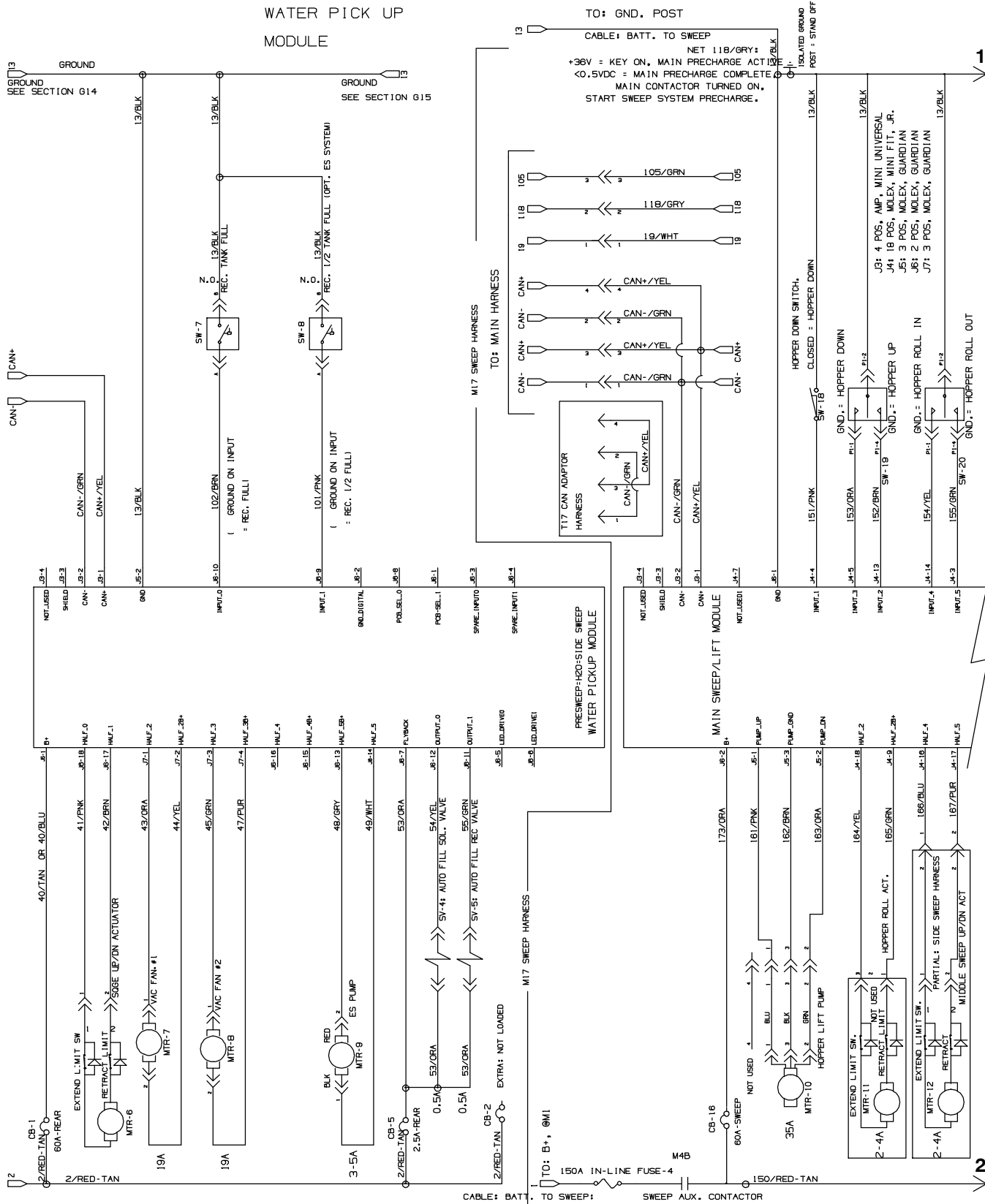
356663 – 1075228

Fig. 51 – Electrical Schematic (0000–0499)



356663 – 1075228

3 TO: GND. POST



356663 – 1075228

Fig. 51 – Electrical Schematic (0000-0499)

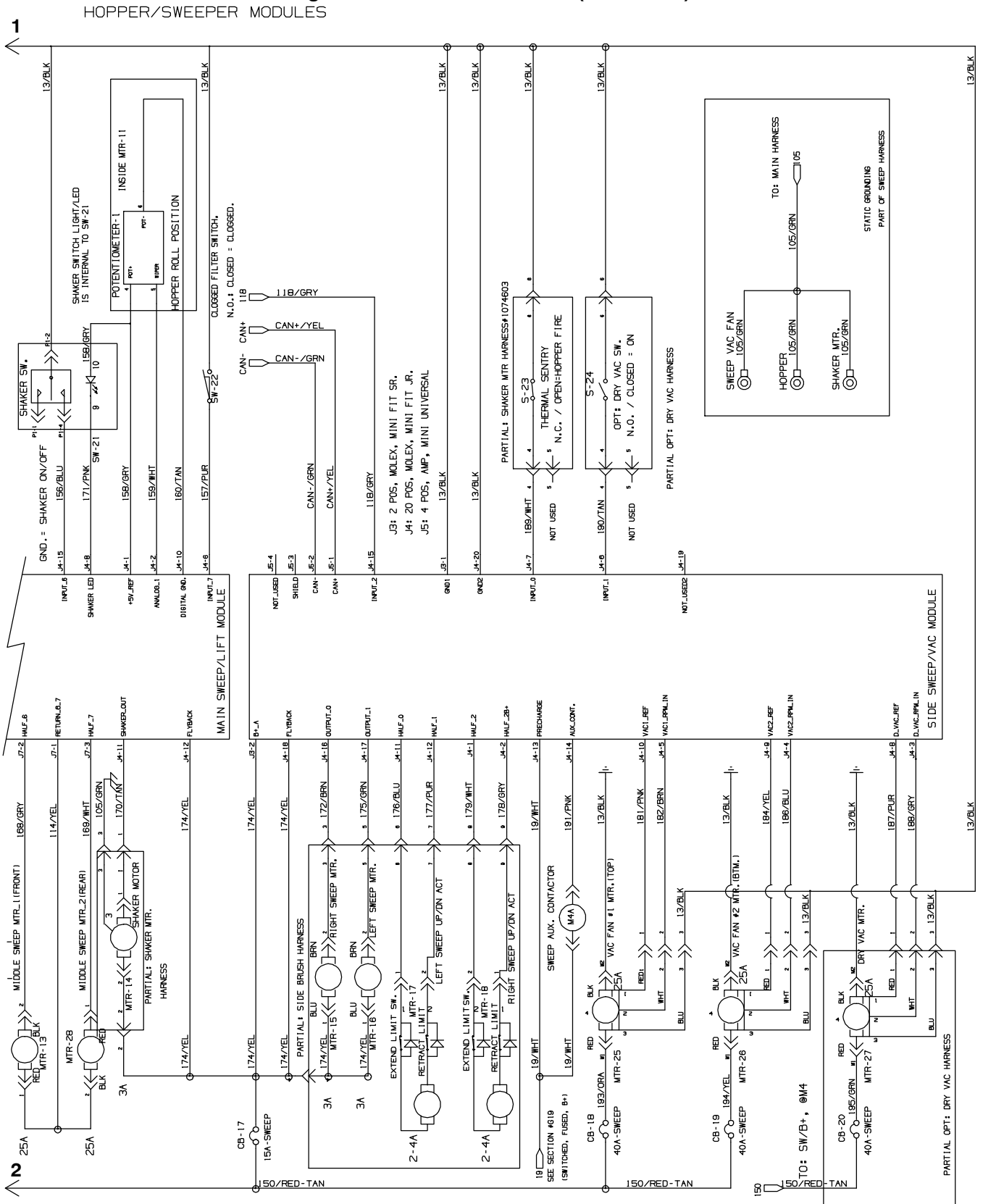
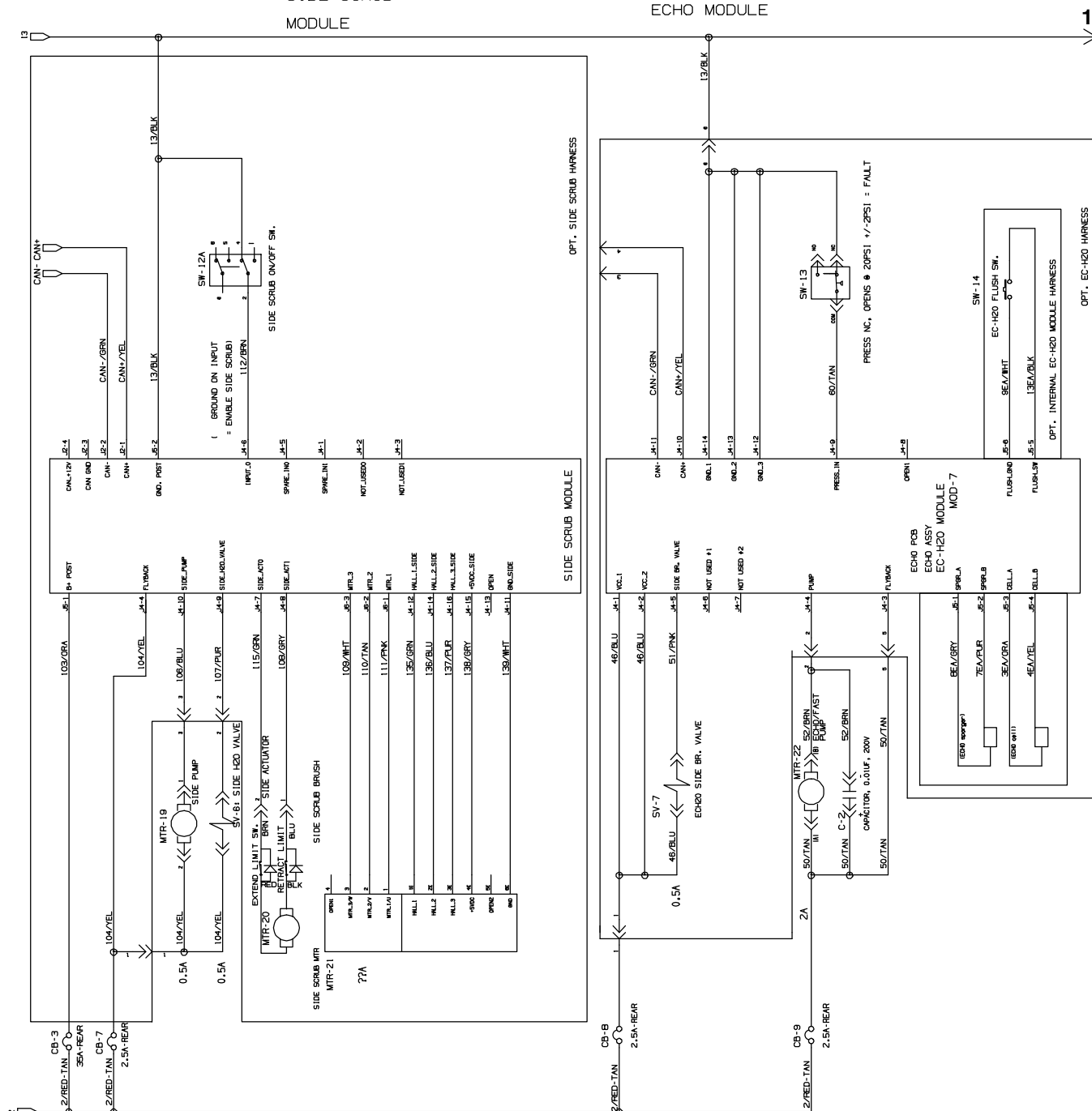


Fig. 51 – Electrical Schematic (0000–0499)

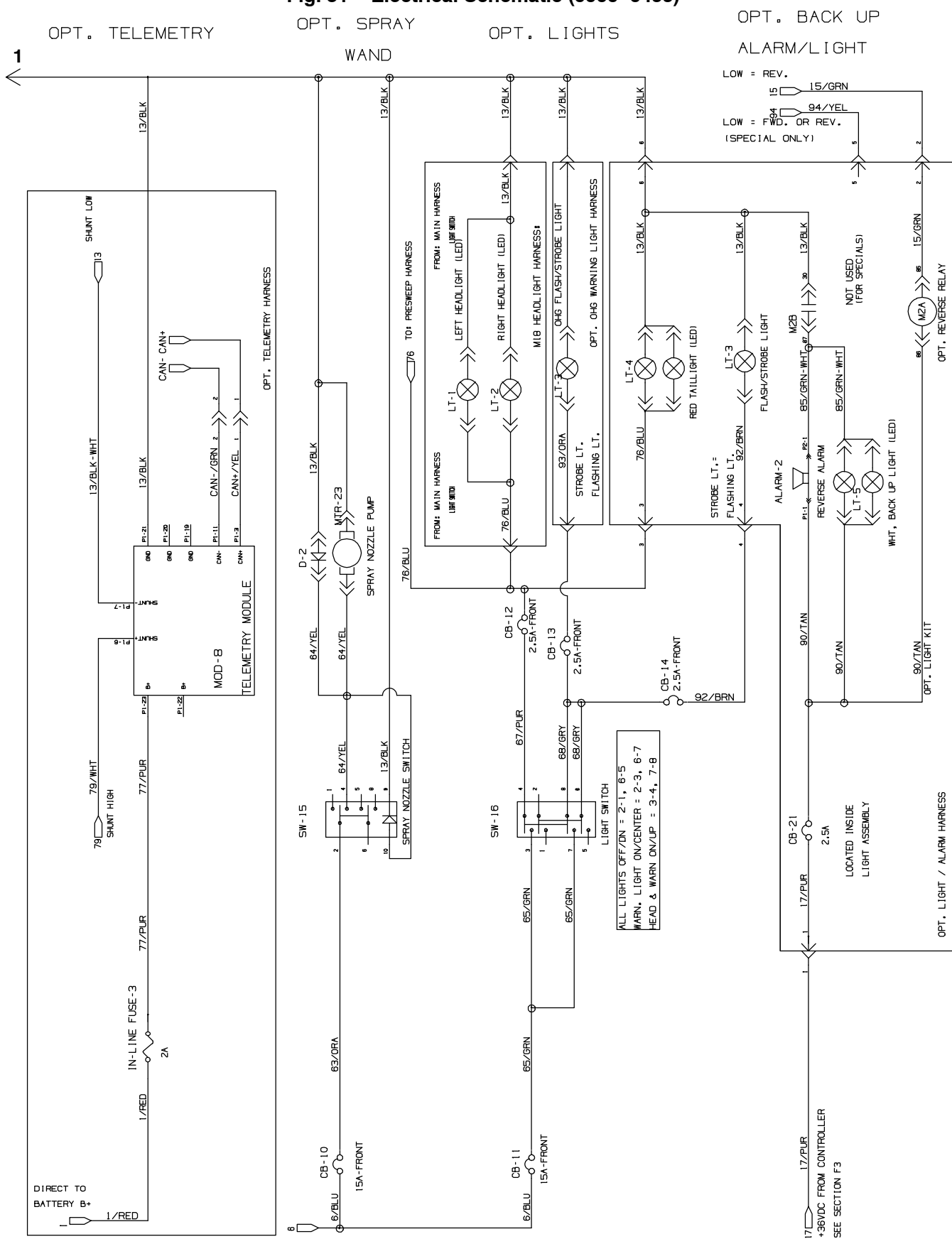
SIDE SCRUB

ECHO MODULE

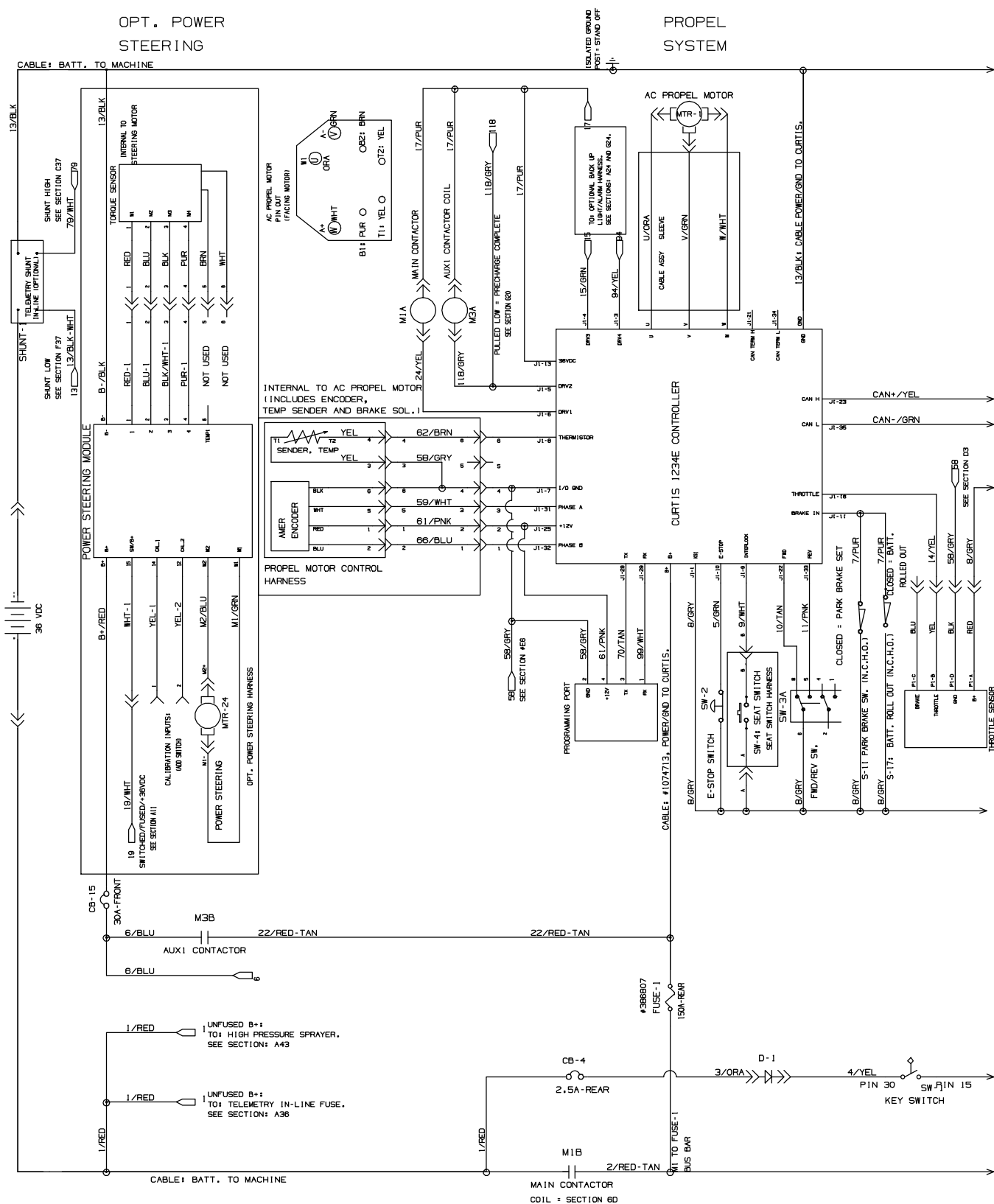


356663 – 1075228

Fig. 51 – Electrical Schematic (0000–0499)



356663 – 1075228



356663 – 1075228

Fig. 52 – Electrical Schematic (0500–

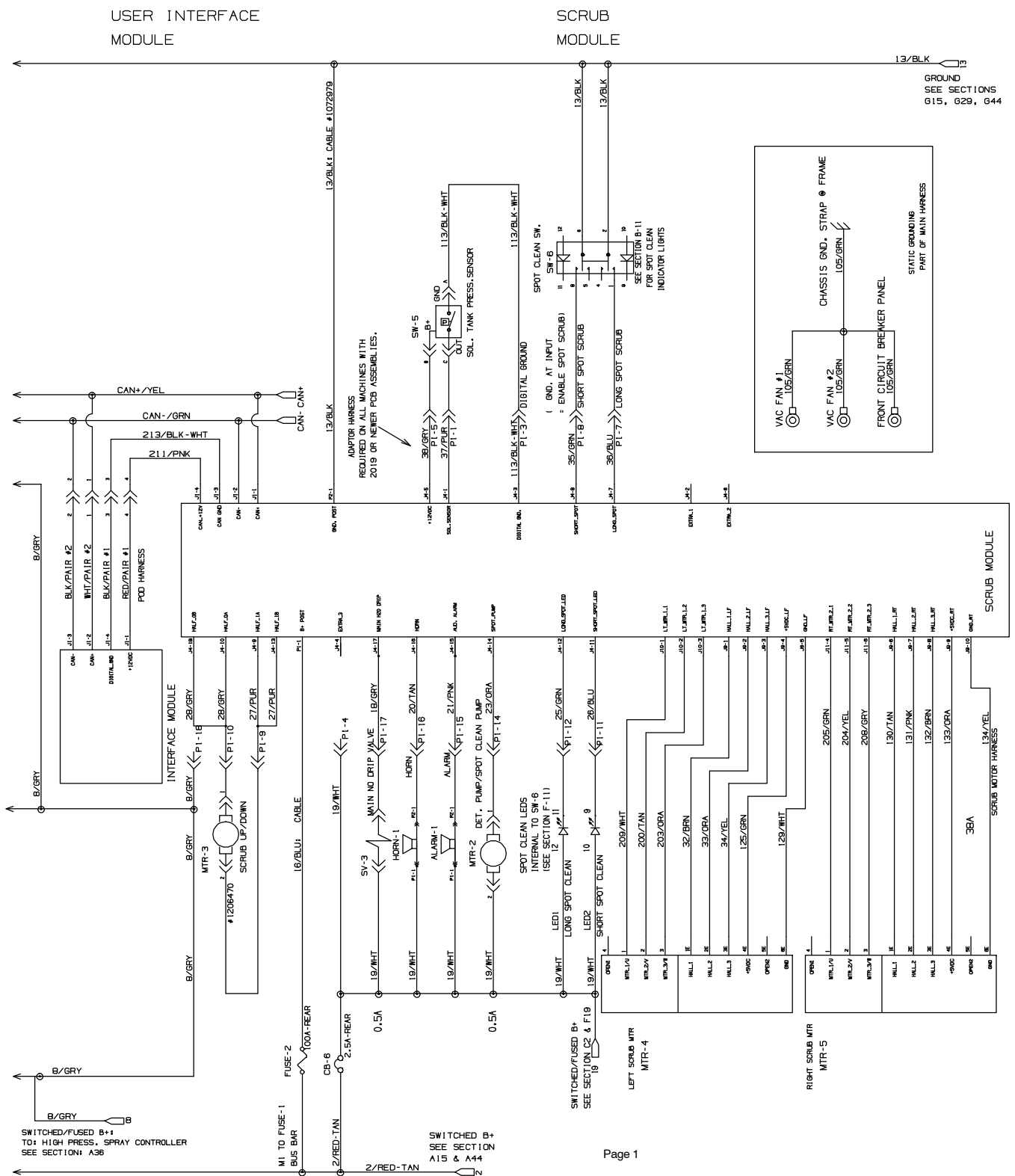
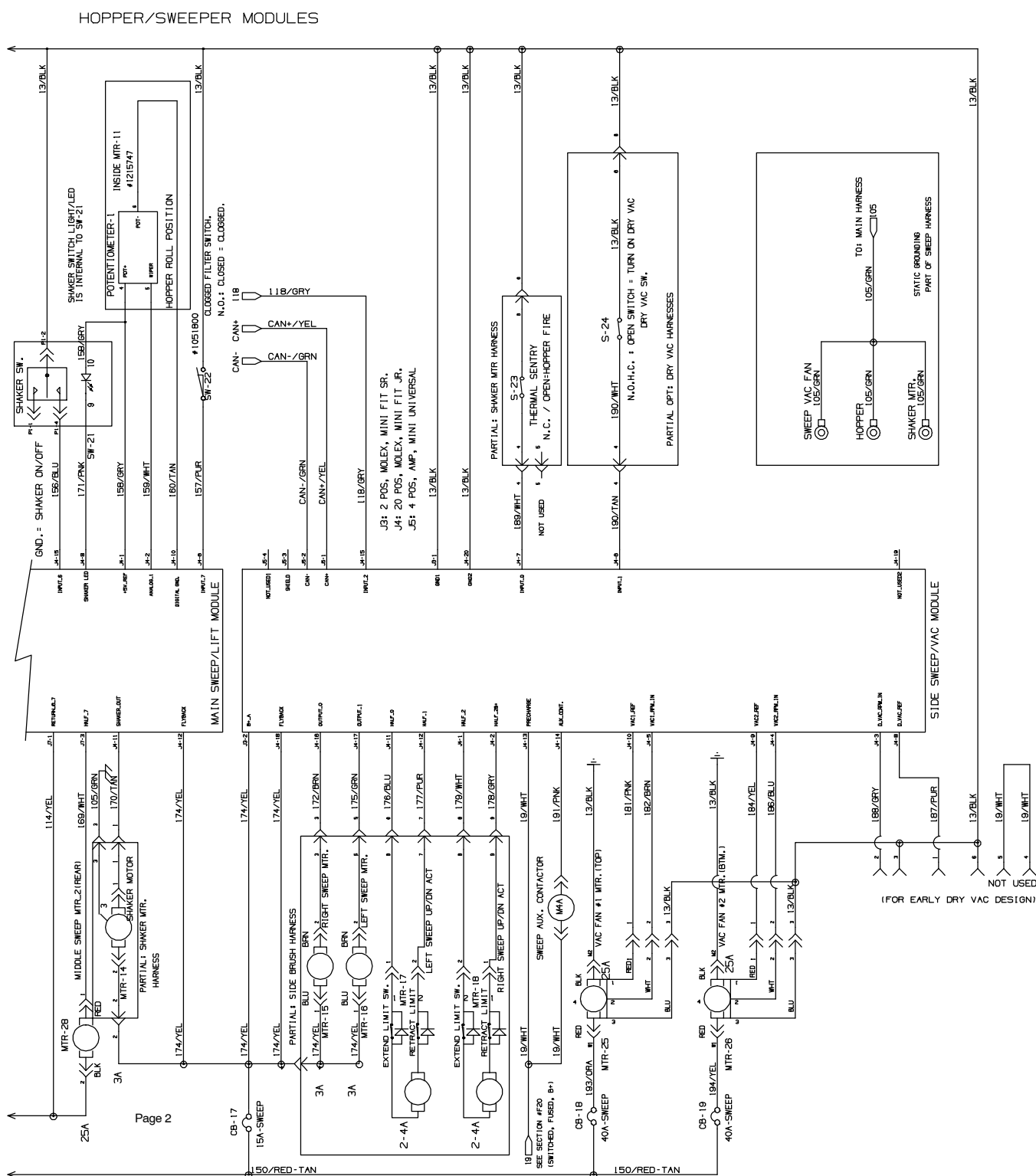


Fig. 52 – Electrical Schematic (0500-)



M17 9017383 (5-2019)

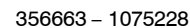
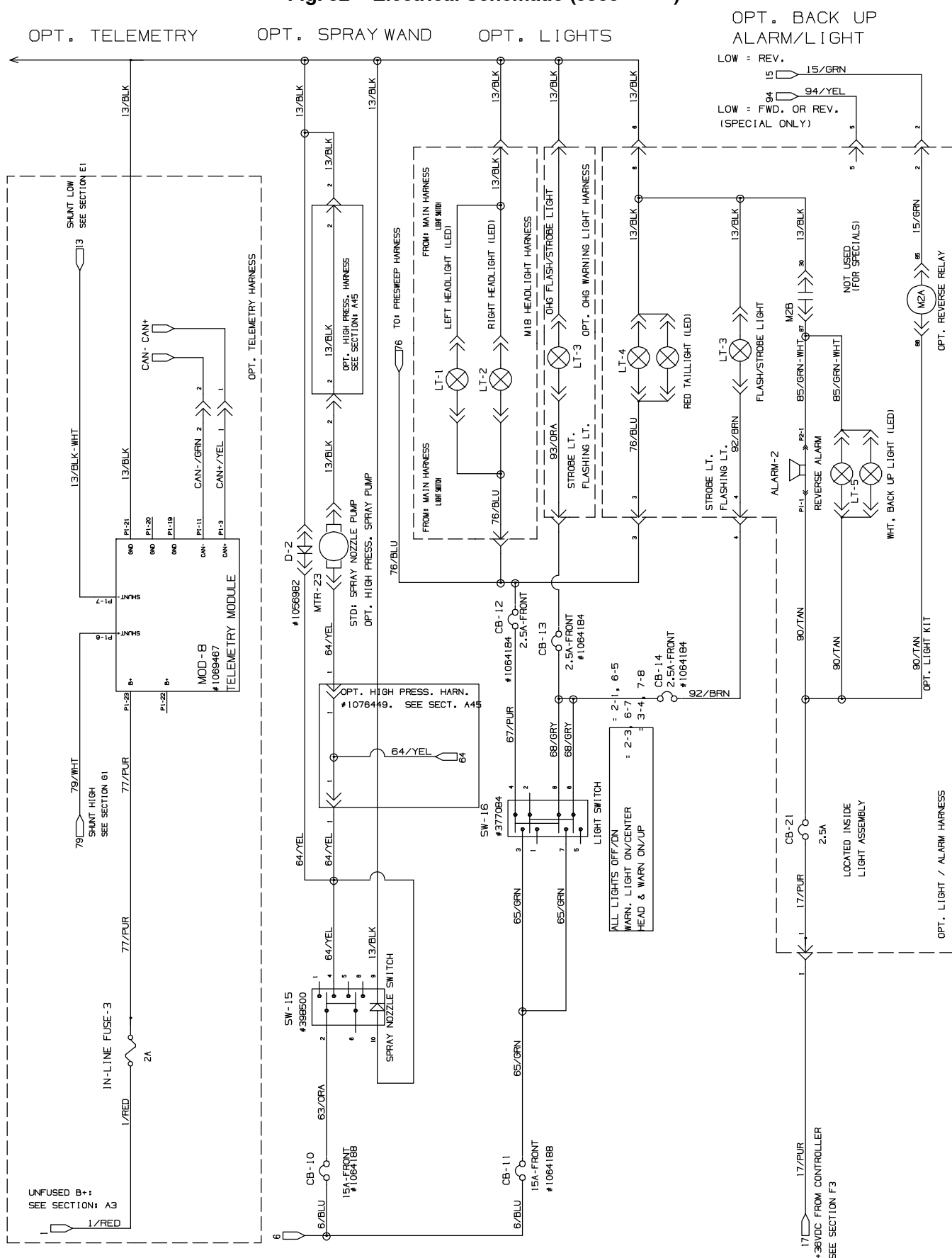


Fig. 52 – Electrical Schematic (0500–



356663 – 1075228

Fig. 52 – Electrical Schematic (0500–)
 OPT. HIGH PRESS. SPRAY

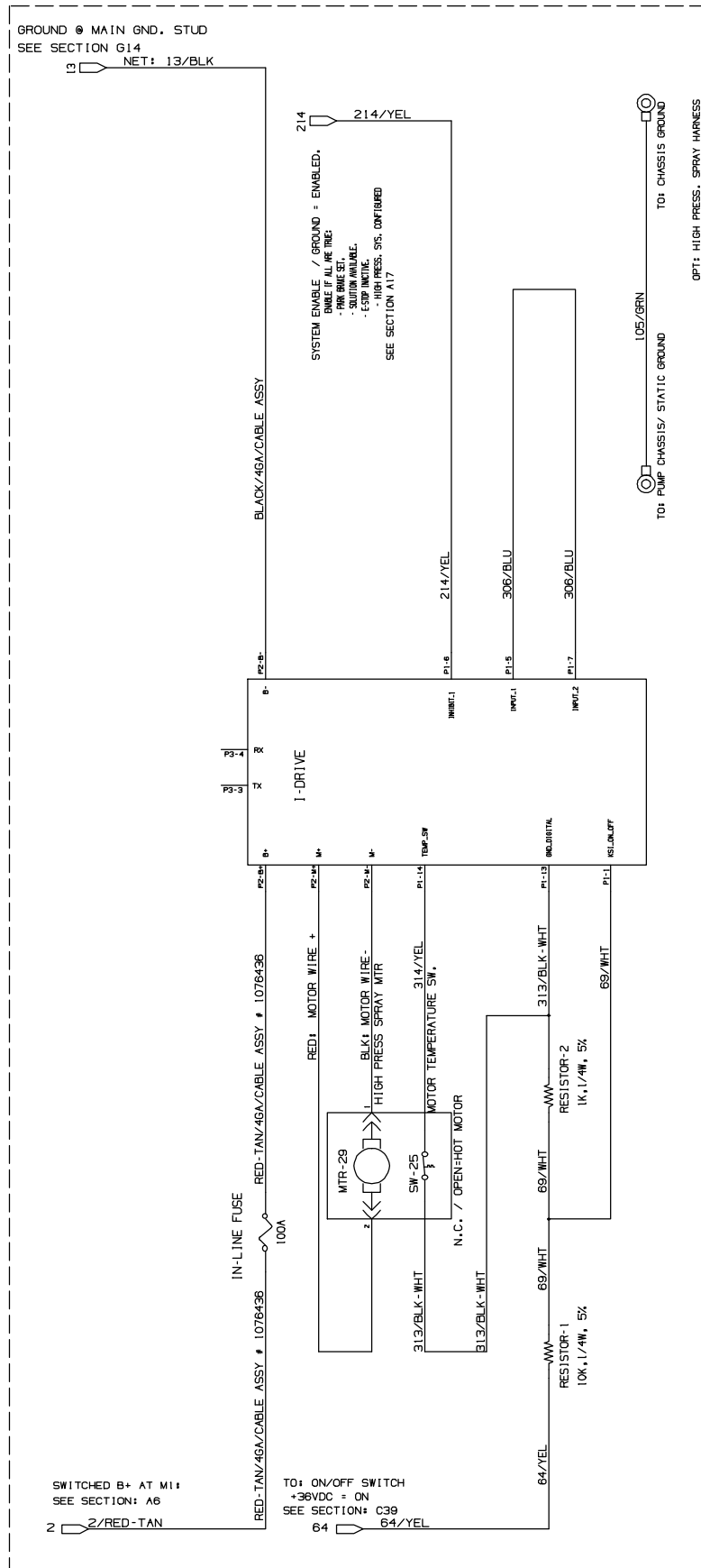
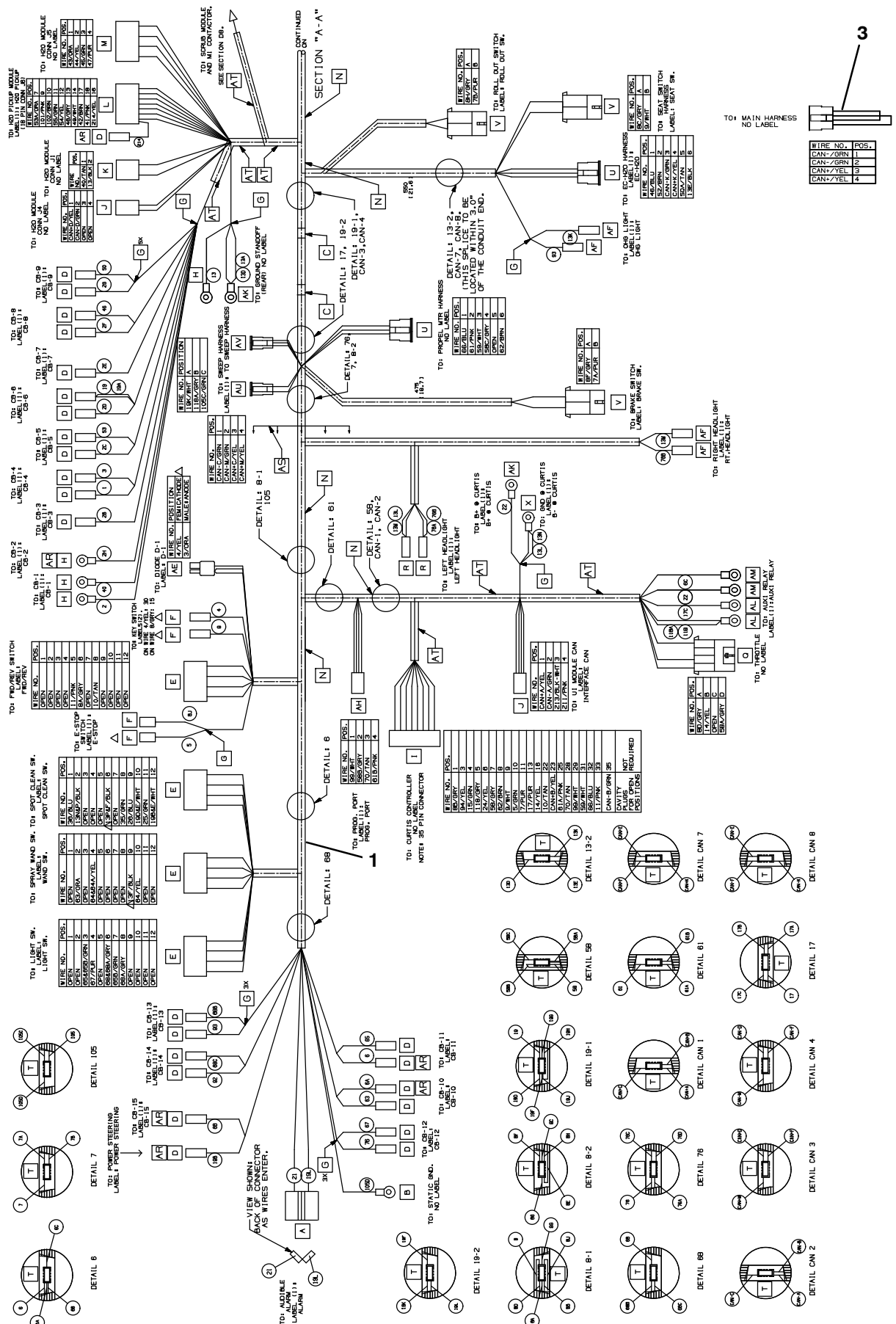


Fig. 53 – Wire Harnesses Group



The diagram illustrates a complex electrical system with a central power rail. Key components and their connections include:

- Main Battery:** Connected to the main rail via a solenoid (SOL) and a main battery switch (MBS).
- Alternator:** Connected to the main rail via a voltage regulator (VREG) and a main battery switch (MBS).
- Fuel System:** Includes a fuel pump (FP) and a fuel solenoid (FSOL), both connected to the main rail.
- Lighting:** Includes main headlights (H), side lights (SL), and various indicator lights (IL) connected to the main rail.
- Sensors and Switches:** Includes a main battery switch (MBS), a fuel solenoid (FSOL), a fuel pump (FP), and various sensors (S) connected to the main rail.
- Wiring Details:** The diagram includes numerous callouts for wire numbers, positions, and labels, such as "WIRE NO. POS. 100/REL. 1" and "WIRE NO. POS. 100/REL. 2".
- Detail Views:** The diagram includes several detail views (DETAIL 1 through DETAIL 13-1) showing specific components and their connections.
- Section A-A:** The diagram is labeled "SECTION A-A" and "CONTINUED", indicating it is part of a larger set of drawings.

Fig. 53 – Wire Harnesses Group

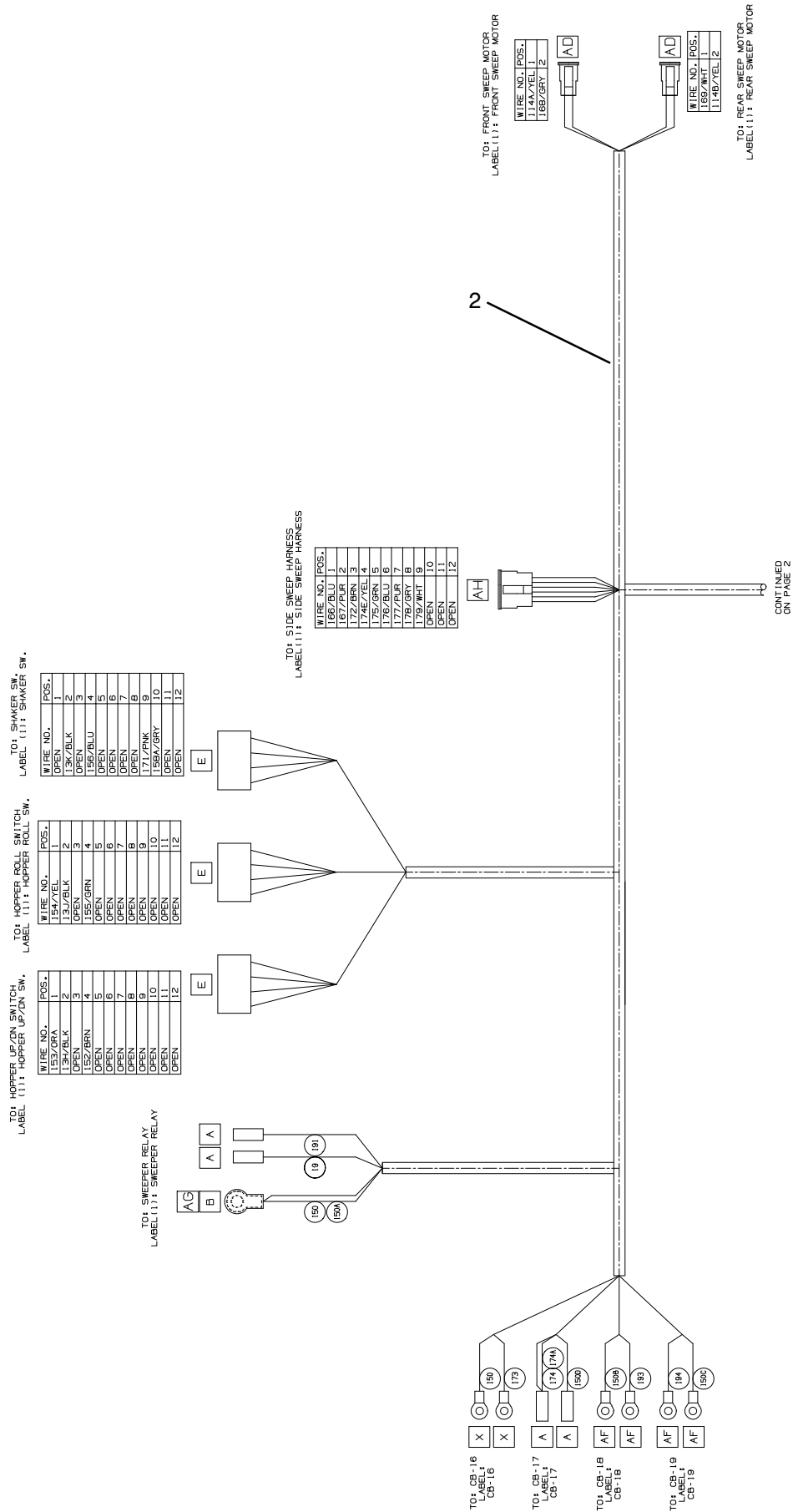


Fig. 53 – Wire Harnesses Group

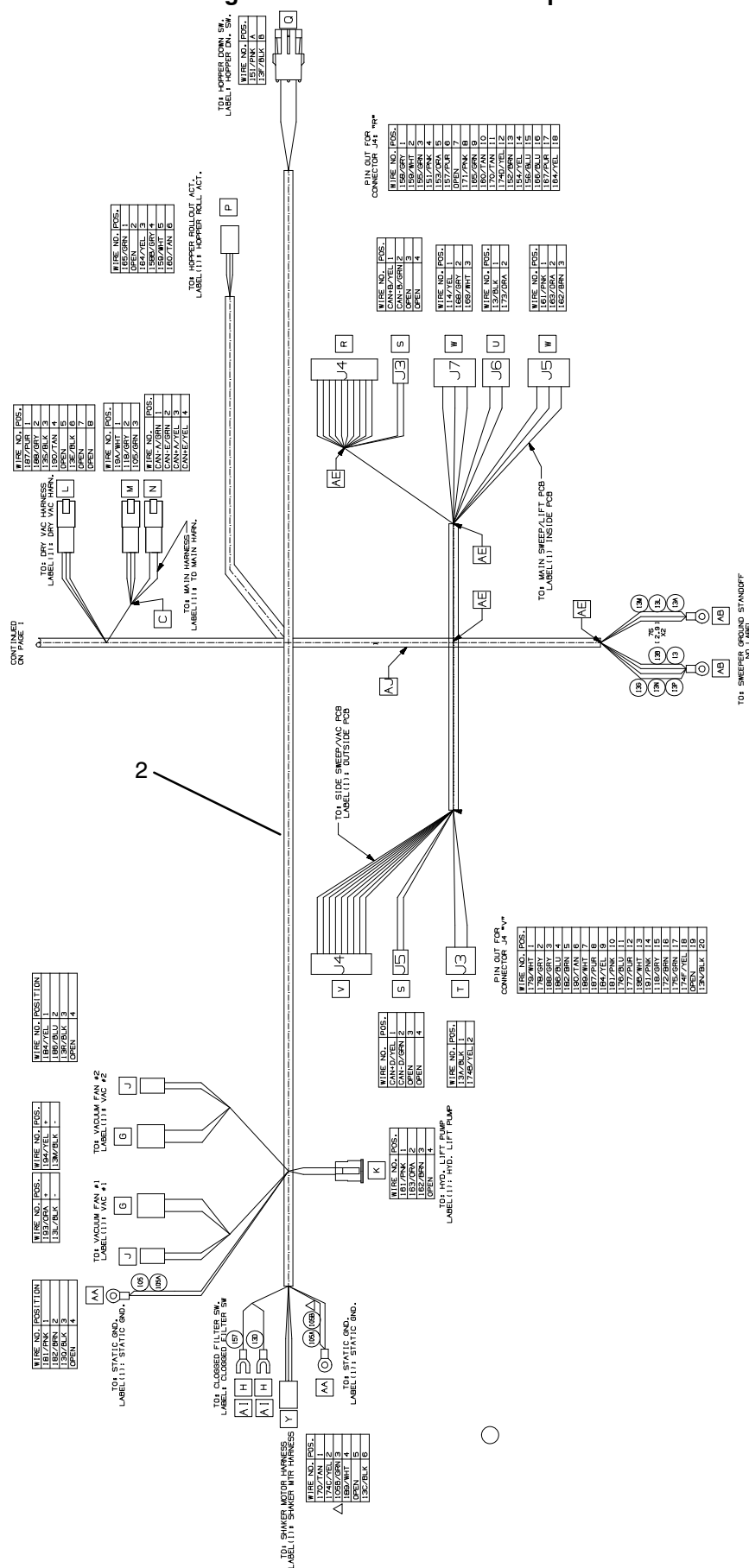


Fig. 53 – Wire Harness Group

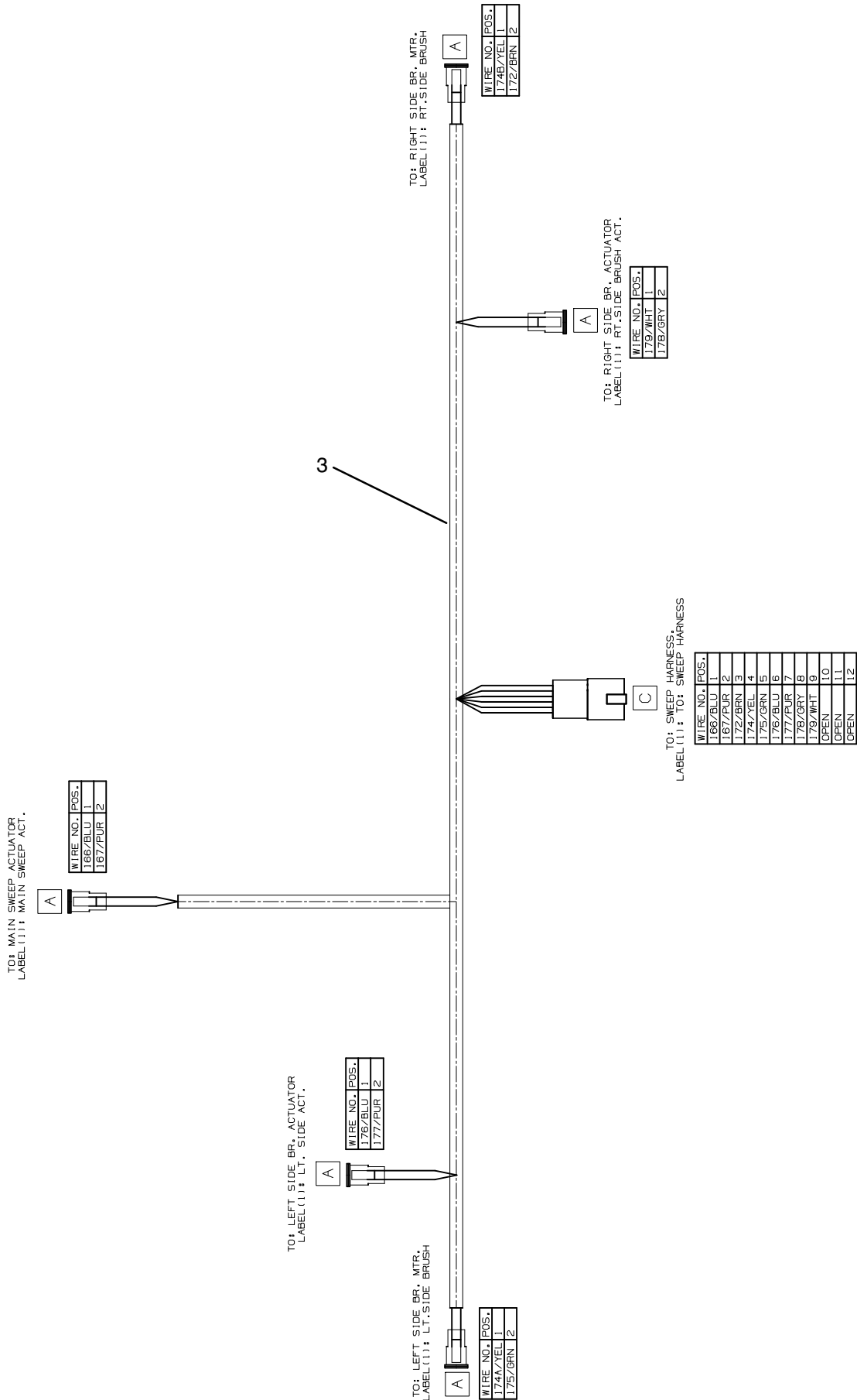


Fig. 53 – Wire Harnesses Group

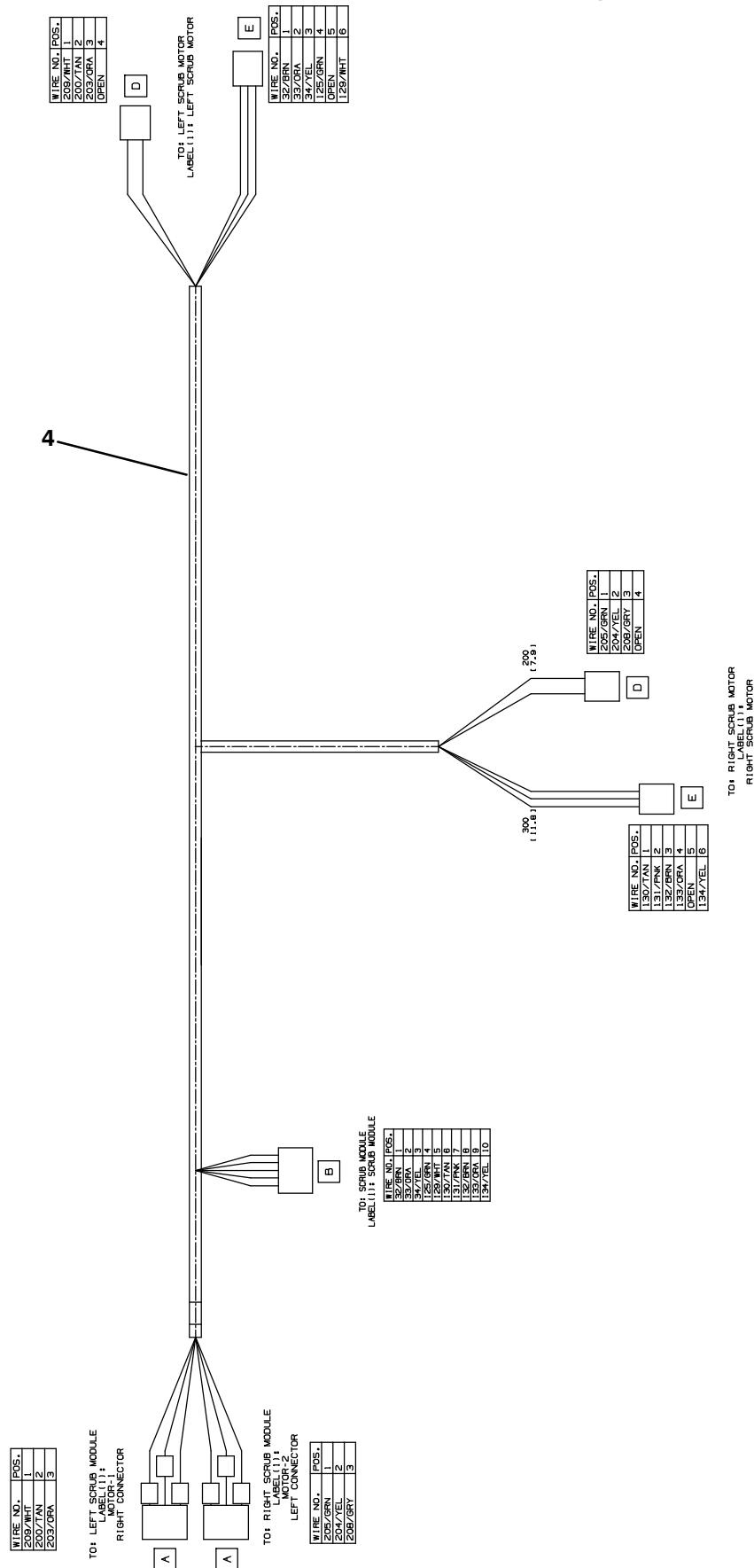
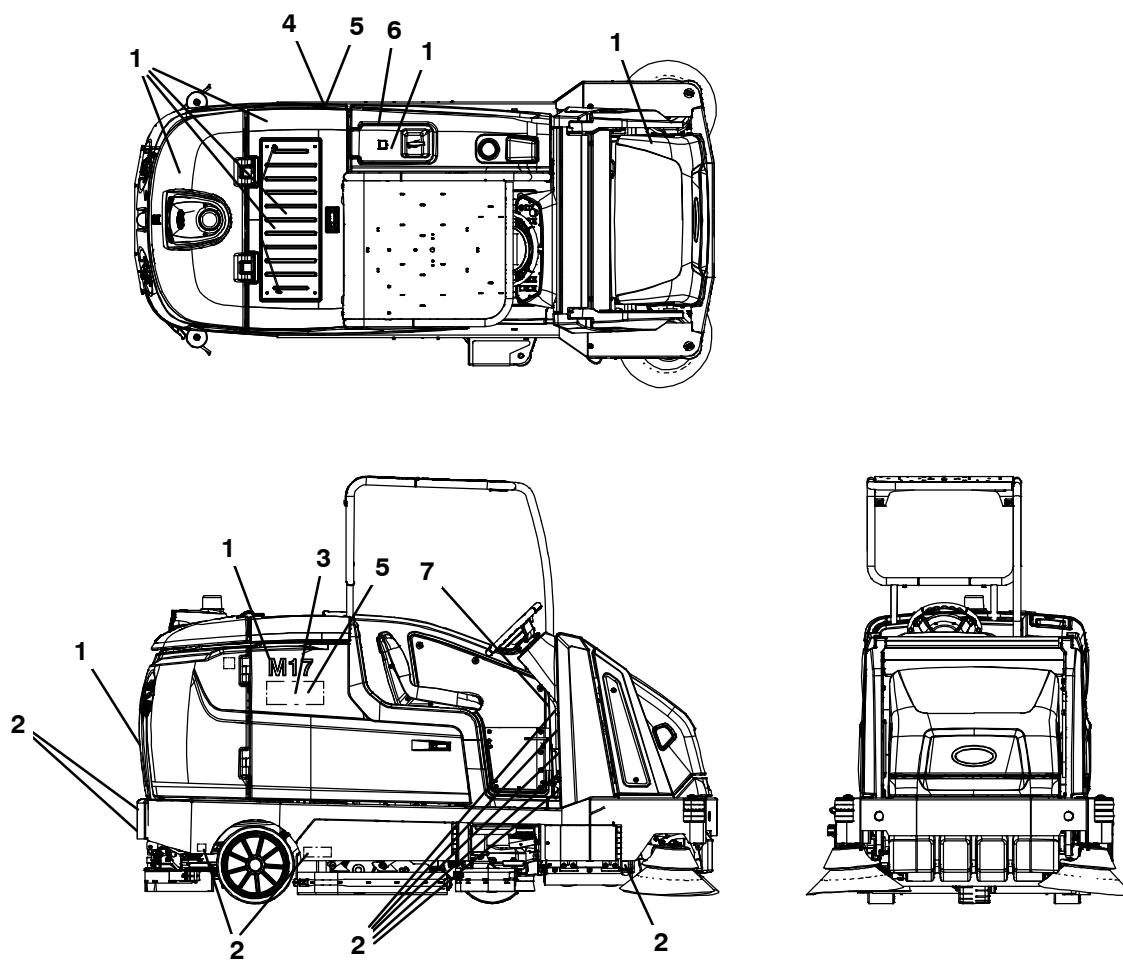


Fig. 53 – Wire Harnesses Group

Ref.	Part No.	Serial Number	Description	Qty.
1	1076435	(0000–) Harness, Ele, Main [M17]	1
2	1074602	(0000–) Harness, Ele [Sweep, M17]	1
3	1074940	(0000–) Harness, Ele [Side Sweep, M17]	1
4	1074103	(0000–) Harness, Ele, Scrub Motors [T17, Ferrite]	1

Fig. 54 – Label Group



356669 – CE

Ref.	Part No.	Serial Number	Description	Qty.
1	1225468	(0000–)	Label Set, Info/Hzrd, Pyc, Ce [T17/M17]	1
2	1225469	(0000–)	Label Set, Info/Hzrd, Vyl, Ce [T17/M17]	1
3	1062813	(0000–)	Label, Logo, 12.3l 4color [Ec-H2o]	1
4	1064440	(0000–)	Label, Logo, 16.9l 4color [Ec-H2o]	1
5	1065343	(0000–)	Label, Logo, 05.75l 2color [Es]	1
6	1050003	(0000–)	Label [Userm Attention, ec-H20]	1
7	398481	(0000–)	Label, Level, Sound [100 Db]	1

SECTION 3

Contents	Page
Fig. 1 – Headlight Group	3-2
Fig. 2 – Strobe Light and Backup Alarm Kit	3-4
Fig. 3 – Strobe Light Kit, Overhead Guard	3-6
Fig. 4 – Overhead Guard Group	3-8
Fig. 5 – Scrubbing Side Brush Lift Group	3-10
Fig. 6 – Scrubbing Side Brush Motor and Squeegee Group	3-12
Fig. 7 – Scrubbing Side Brush Mount Group ...	3-14
Fig. 8 – Scrubbing Side Brush Solution Supply Group	3-16
Fig. 9 – Scrubbing Side Brush Electrical Group .	3-18
Fig. 10 – Scrubbing Side Brush Wire Harness Group	3-20
Fig. 11 – Pre-Filter Pressure Switch Group	3-22
Fig. 12 – Auto Fill Group	3-24
Fig. 13 – ES Auto Fill Group	3-26
Fig. 14 – ES Pump Group	3-28
Fig. 15 – ES Detergent Metering / Severe Environment Group	3-30
Fig. 16 – ec-H2O Solution Pump Group	3-32
Fig. 17 – ec-H2O solution Supply Group, Side Brush	3-34
Fig. 18 – ec-H2O Wire Harness Group	3-36
Fig. 19 – Spray Nozzle Group	3-38
Fig. 20 – Vacuum Wand Kit	3-40
Fig. 21 – Squeegee Guard Group	3-42
Fig. 22 – Positive Solution Control Drain Group .	3-44
Fig. 23 – Telemetry Group	3-46
Fig. 24 – Transport Group	3-48
Fig. 25 – Battery Slide Out Group	3-50
Fig. 26 – Battery and Charger Group, 625AH ..	3-52
Fig. 27 – Battery and Charger Group, 775AH ..	3-53
Fig. 28 – Battery and Charger Group, 775AH, Opportunity Charging	3-54
Fig. 29 – Battery and Charger Group, 860AH Iron Clad	3-55
Fig. 30 – Pressure Washer Wand and Cover Group (0500–)	3-56
Fig. 31 – Pressure Washer Solution Supply Group (0500–)	3-58
Fig. 32 – Pressure Washer Electrical Group (0500–)	3-60
Fig. 33 – Pressure Washer Electrical Wire Harness Group (0500–)	3-61
Fig. 34 – Steel Hopper and Bumper Group (0500–)	3-62
Fig. 35 – Steel Hopper Pre-Filter and Dump Door Group (0500–)	3-64

Contents	Page
Fig. 36 – Direct Throw Main Brush Frame Group (0500–)	3-66
Fig. 37 – Direct Throw Main Brush Drive Motor Group (0500–)	3-68
Fig. 38 – Direct Throw Main Brush Lift Group (0500–)	3-70
Fig. 39 – Direct Throw Main Brush Idler Group (0500–)	3-72
Fig. 40 – Direct Throw Main Brush Skirt Kit (0500–)	3-73
Fig. 41 – Direct Throw Main Brush Leg Pads Group (0500–)	3-74
Fig. 42 – Battery Quick Disconnect Group (0500–)	3-75
Fig. 43 – Documentation Group	3-76

Fig. 1 – Headlight Group

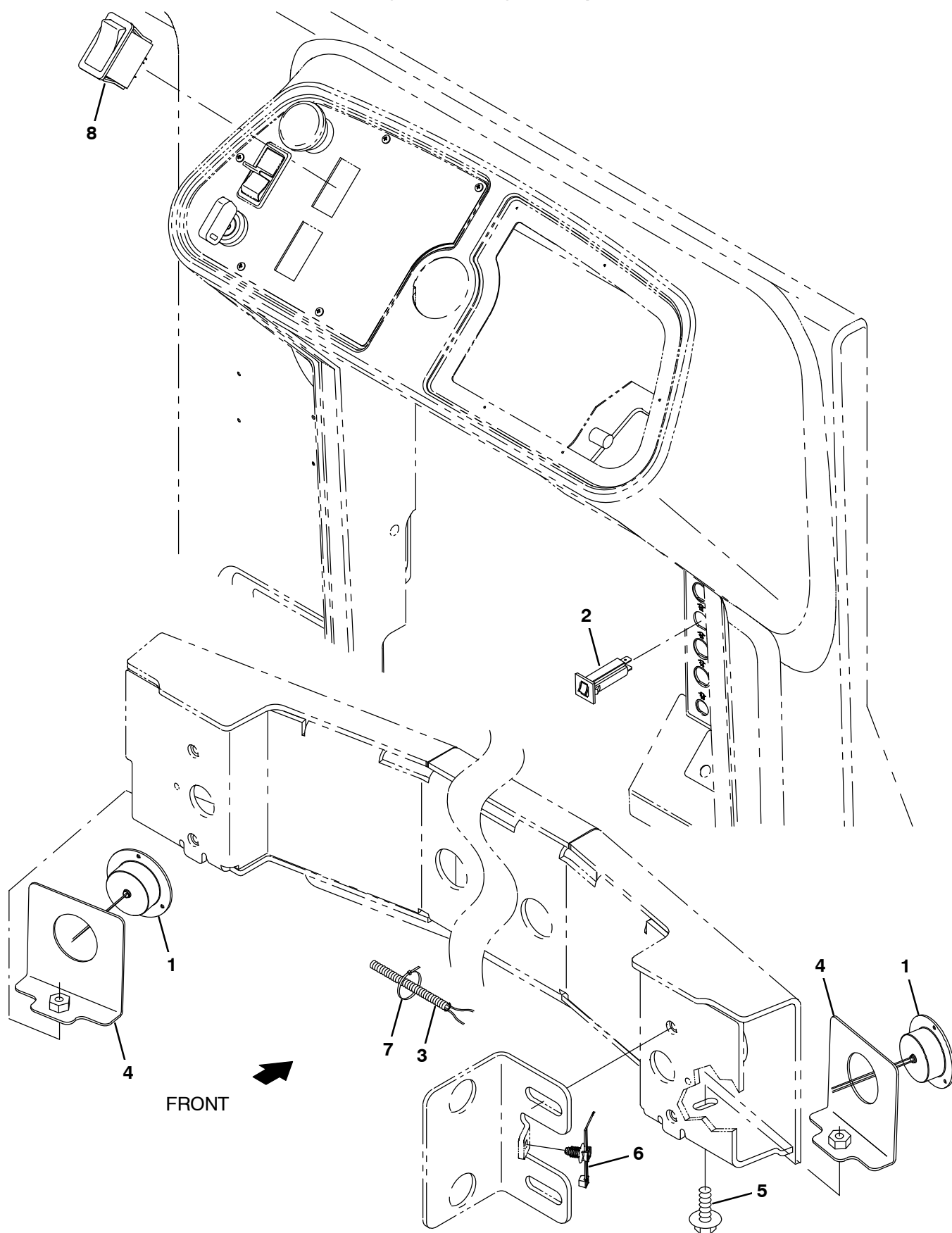


Fig. 1 – Headlight Group

Ref.	Part No.	Serial Number	Description	Qty.
1	9008182	(0000–) Light Assy, Pre–Sweep, Afmkt	2
2	1064184	(0000–) Circuitbreaker, 02.5a, Resetable	1
3	1074672	(0000–) Harness, Ele [Headlights, M17]	1
4	1218994	(0000–) Bracket Wldt, Housing, Headlight	2
5	1037346	(0000–) Screw, Hex, M8 X 1.25 X 25, 9.8, Sems	2
6	1210807	(0000–) Wire, Tie [W/.25" Fir Tree Clip]	3
7	763114	(0000–) Tie, Cable, 11.3l, 2.75d Max	2
8	377084	(0000–) Switch, Rocker, Prgrsv	1

Fig. 2 – Strobe Light and Backup Alarm Kit

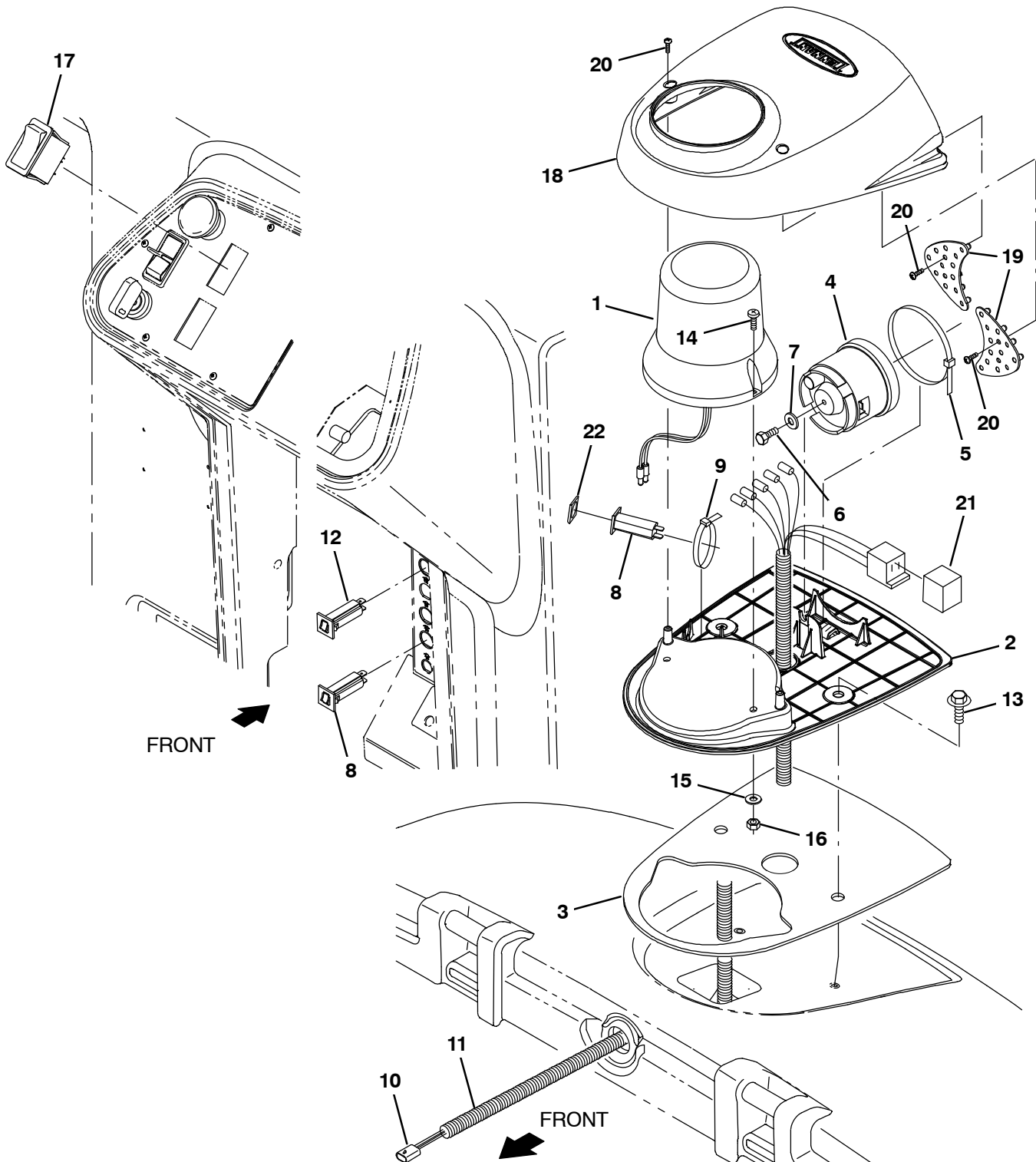


Fig. 2 – Strobe Light and Backup Alarm Kit

	Ref.	Part No.	Serial Number	Description	Qty.
▽		9020109	(0000–) Light Kit, Strobe, Module CI [T17]	1
▲	1	1075296	(0000–) Light, Strobe, Amb, 12–48vdc, Rwk	1
▲	2	1059938	(0000–) Base, Module, Light	1
▲	3	1063263	(0000–) Gasket, Base, Module	1
▲	4	1058694	(0000–) Alarm, Backup, 12–48vdc, Adj	1
▲	5	130041	(0000–) Tie, Cable, Nyl, 11.5l .19w	1
▲	6	19315	(0000–) Screw, Hex, .25–20 X 0.50, G5	1
▲	7	32483	(0000–) Washer, Flat, 0.25, Sae	1
▲	8	1064188	(0000–) Circuitbreaker, 15.0a, Resettable	1
▲	9	49266	(0000–) Tie, Cable, Nyl, 07.3l .19w 1.8 Max D	1
▲	10	1056979	(0000–) Harness, Wire, Alarm / Light [T16]	1
▲	11	48258	(0000–) Sleeve, Vyl, Flex, .23ld	1
▲	12	1064184	(0000–) Circuitbreaker, 02.5a, Resettable	2
▲	13	1020341	(0000–) Screw, Hex, M8 X 1.25 X 20, Ss, Sems	2
▲	14	06933	(0000–) Screw, Pan, Phl, M5 X 0.80 X 16, 4.8	2
▲	15	19066	(0000–) Washer, Flat, 0.25b 0.56d .05, Pl, 10	2
▲	16	06549	(0000–) Nut, Hex, Lock, M5 X 0.80, NI	2
▲	17	377084	(0000–) Switch, Rocker, Prgrsv	1
▲	18	1062106	(0000–) Cover, Module, Light	1
▲	19	1059342	(0000–) Light Assy, Led	1
▲	20	222267	(0000–) Screw, Pan, Phl, 06–20 X 0.50, Fmg/Ab	6
▲	21	398526	(0000–) Relay, 36Vdc, 005A, Spdt No [Greenwich]	1
▲	22	1064191	(0000–) Boot, Circuitbreaker	1

Fig. 3 – Strobe Light Kit, Overhead Guard

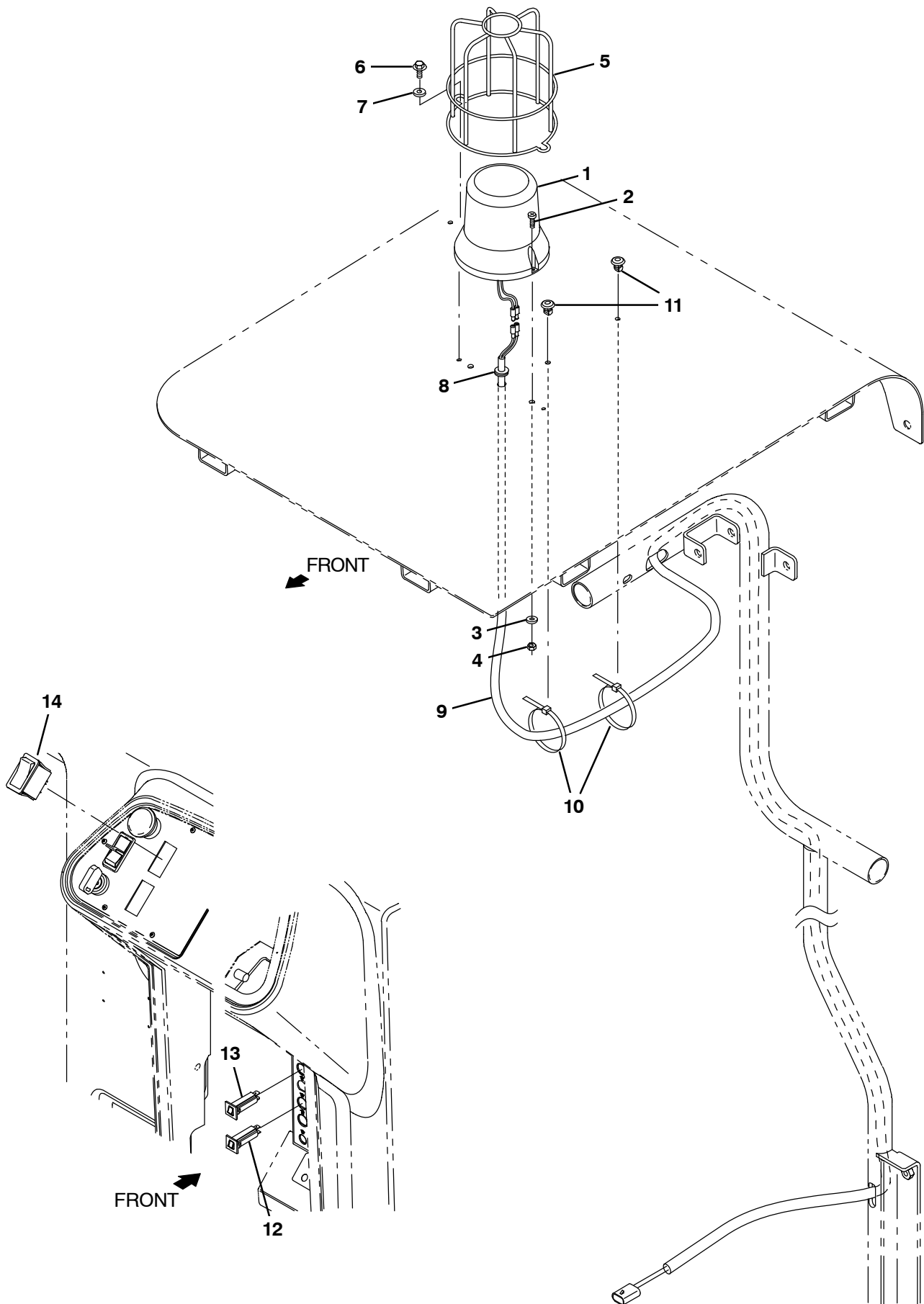


Fig. 3 – Strobe Light Kit, Overhead Guard

	Ref.	Part No.	Serial Number	Description	Qty.
▽		9020107	(0000–) Light Kit, Strobe, Ohg, Ci [T17]	1
▲	1	1075296	(0000–) Light, Strobe, Amb, 12–48vdc, Rwk	1
▲	2	06933	(0000–) Screw, Pan, Phl, M5 X 0.80 X 16, 4.8	2
▲	3	19066	(0000–) Washer, Flat, 0.25b 0.56d .05, Pl, 10	2
▲	4	06549	(0000–) Nut, Hex, Lock, M5 X 0.80, NI	2
▲	5	1039392	(0000–) Guard, Light, Revl / Strobe	1
▲	6	74455	(0000–) Screw, Hex, M6 X 1.00 X 12, Fmg	2
▲	7	32490	(0000–) Washer, Flat, 0.25, Std	2
▲	8	10632–2	(0000–) Grommet, Rbr, 0.62id, F/0.9h, .12 Matl	1
▲	9	1069746	(0000–) Harness, Ele, Ohg [T12]	1
▲	10	130773	(0000–) Tie, Cable, Nyl, 11.0l, .14w, 3.0 Max. D	3
▲	11	1071085	(0000–) Clip, Tie, 0.25d, Plstc	3
▲	12	1064184	(0000–) Circuitbreaker, 02.5a, Resetable	2
▲	13	1064188	(0000–) Circuitbreaker, 15a, Resetable	1
▲	14	377084	(0000–) Switch, Rocker, Prgrsv	1

Fig. 4 – Overhead Guard Group

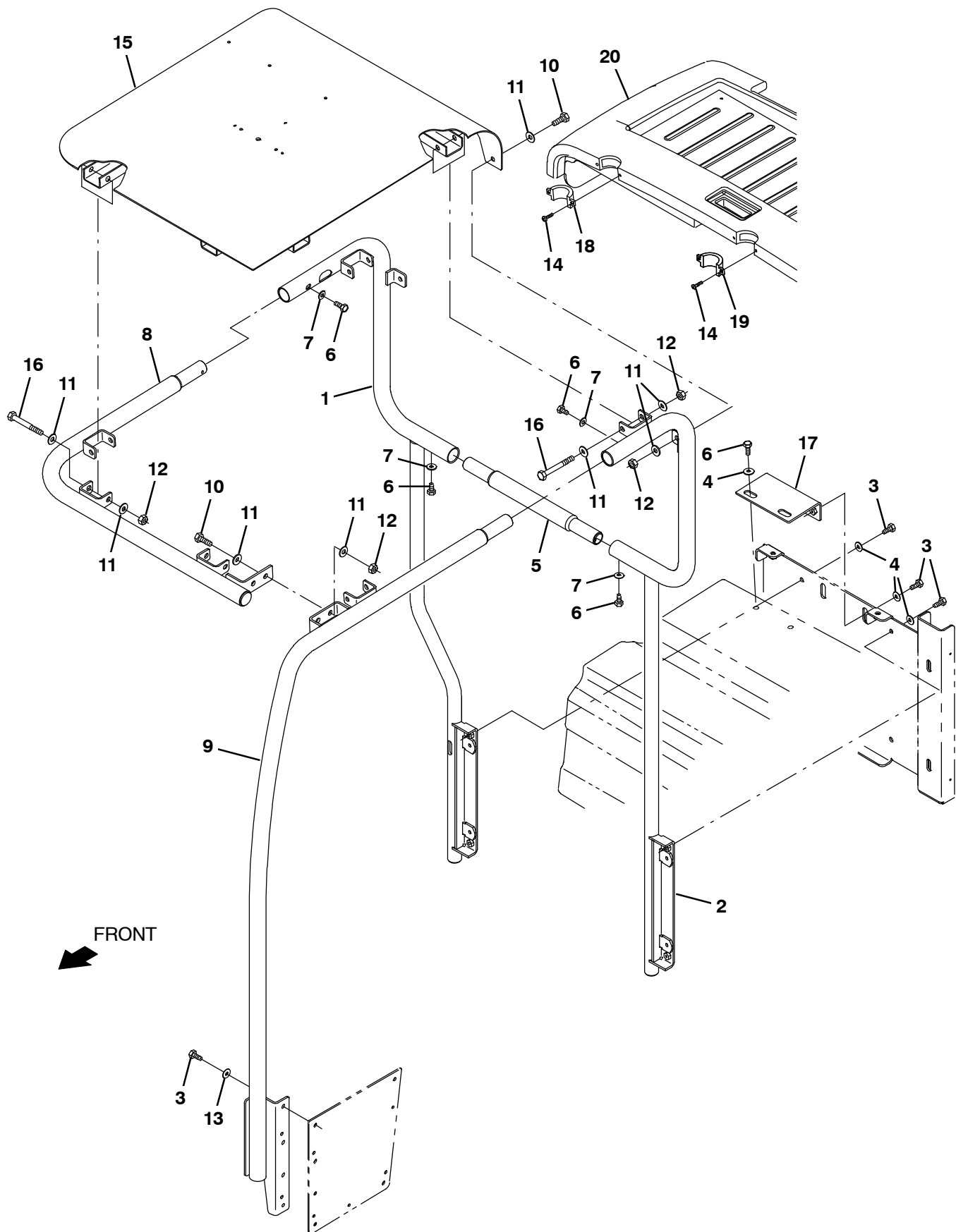


Fig. 4 – Overhead Guard Group

Ref.	Part No.	Serial Number	Description	Qty.
1	1204974	(0000–0499) Tube Wldt, Ohg, Rh	1
1	1239312	(0500–) Tube Wldt, Ohg, Rh	1
2	1204926	(0000–0499) Tube Wldt, Ohg, Lh	1
2	1239309	(0500–) Tube Wldt, Ohg, Lh	1
3	12273	(0000–) Screw, Hex, M8 X 1.25 X 20, NI, Ss	10
4	1017218	(0000–) Washer, Flat, 0.32B 1.00D .12, Ss	8
5	1208128	(0000–) Tube, Ohg, Middle, Rear	1
6	49826	(0000–) Screw, Hex, M8 X 1.25 X 16, NI, Ss	6
7	39349	(0000–) Washer, Flat, 0.31, Sae	4
8	1207444	(0000–) Tube Wldt, Front	1
9	1207725	(0000–) Tube Wldt, Guard, Lh, Front	1
10	03192	(0000–) Screw, Hex, M10 X 1.50 X 30, 8.8	4
11	01686	(0000–) Washer, Flat, 0.44b 1.00d .08, Ss	20
12	41430	(0000–) Nut, Hex, Lock, M10 X 1.5, NI	10
13	01685	(0000–) Washer, Flat, 0.38b 0.88d .08, Ss	4
14	1060103	(0000–) Screw, Pan, Phl, 08–16 X 1.13, F/ Plstc	4
15	1204972	(0000–) Guard Wldt, Top, Ohg	1
16	03193	(0000–) Screw, Hex, M10 X1.50 X 90, 8.8	6
17	1209915	(0000–) Bracket Wldt, Mtg, Ohg	1
18	1208710	(0000–) Cover, Ohg, Trim, Rh	1
19	1208714	(0000–) Cover, Ohg, Trim, Lh	1
20	9013794	(0000–0499) Kit, Replmt, Cover, Battery, OHG, Ce	1
20	9018982	(0500–) Cover, Battery, Ohg [T/M17]	1

Fig. 5 – Scrubbing Side Brush Lift Group

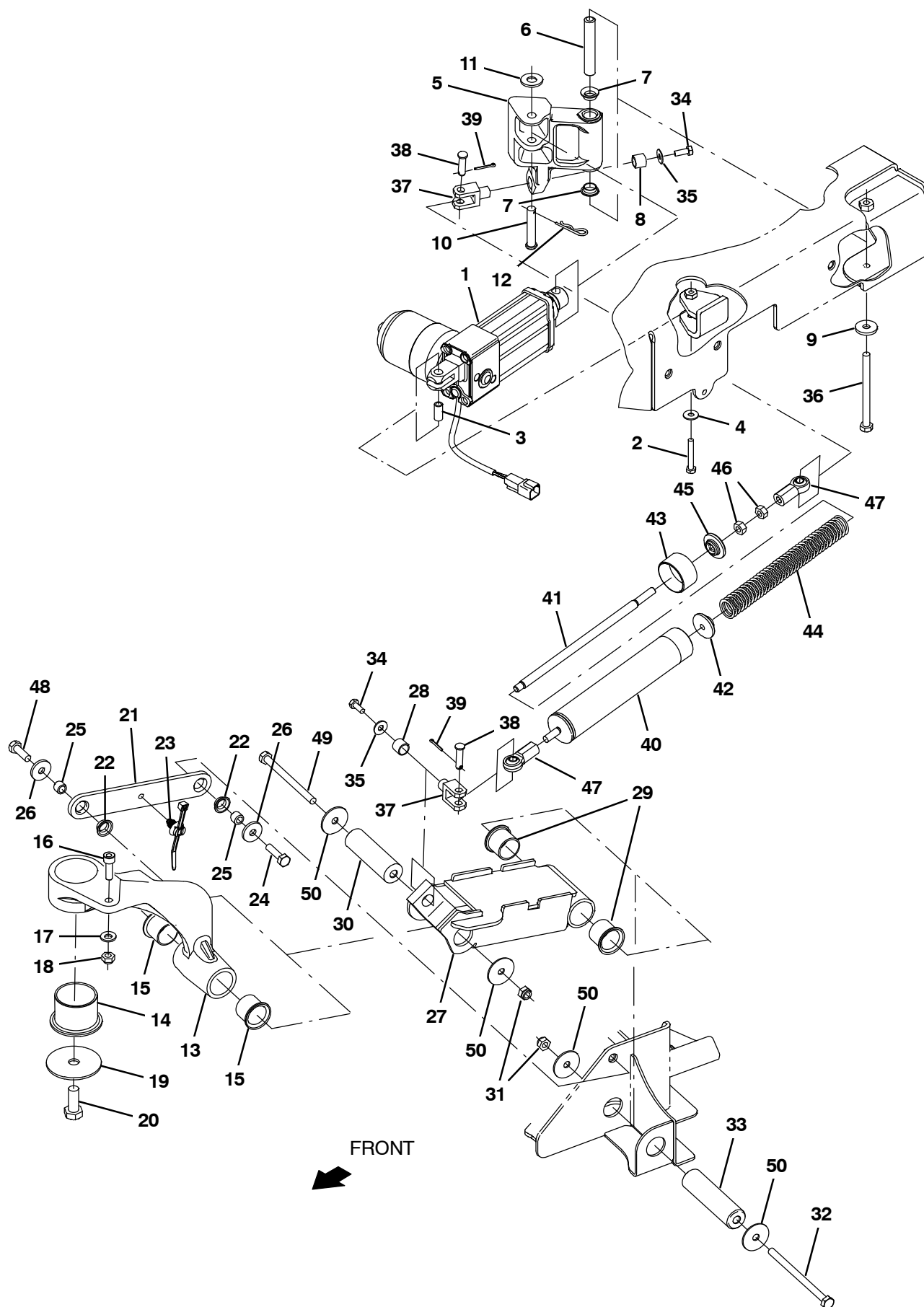


Fig. 5 – Scrubbing Side Brush Lift Group

Ref.	Part No.	Serial Number	Description	Qty.
	1	1201500	(0000–) Actuator, 36vdc, 2.75strk, 450lb	1
	2	33930	(0000–) Screw, Hex, M6 X 1.00 X 40, Ss	1
	3	1206722	(0000–) Sleeve, P/M, 0.25b 0.38d 0.8l	1
	4	01684	(0000–) Washer, Flat, 0.27b 0.69d .05, Ss	1
▽		9015051	(0000–) Pivot Arm Kit, Act, Sba, Afmkt [M17]	1
▲	5	1216279	(0000–) Arm, Lift, Actuator, Mach	1
▲	6	1206723	(0000–) Sleeve, P/M, 0.32b 0.50d 3.03l	1
▲	7	1054662	(0000–) Bushing, Flng, 0.50b 0.59d 0.25l	2
▲	8	63233	(0000–) Bushing, Sleeve, 0.50b 0.59d 0.50l, Bnz	1
	9	1017218	(0000–) Washer, Flat, 0.32b 1.00d .12, Ss	1
	10	29584	(0000–) Pin, Clevis, 0.37d X 2.00l	1
	11	01686	(0000–) Washer, Flat, 0.44b 1.00d .08, Ss	1
	12	44906	(0000–) Pin, Cotter, Hair, 0.38d .093 Wir	1
▽		9015052	(0000–) Pivot Arm Kit, Sba, Afmkt [M17]	1
▲	13	1216252	(0000–) Arm, Pivot, Mach	1
▲	14	1201101	(0000–) Bushing, Flng, 1.75b 1.94d 1.50l	1
▲	15	54618	(0000–) Bushing, Flng, 1.00b 1.13d 1.00l	2
▲	16	39308	(0000–) Screw, Soc, M8 X 1.25 X 25, 12.9	1
▲	17	763041	(0000–) Washer, Flat, Belleville, M8	1
▲	18	08713	(0000–) Nut, Hex, Lock, M8 X 1.25, NI, Ss	1
	19	1200634	(0000–) Washer, Flat, 0.48b 2.50d .12, Ss	1
	20	12309	(0000–) Screw, Hex, M12 X 1.75 X 30, Ss	1
▽		9015053	(0000–) Link Kit, Upper, Sba, Afmkt [M17]	1
▲	21	1216257	(0000–) Link, Upper	1
▲	22	1054662	(0000–) Bushing, Flng, 0.50b 0.59d 0.25l	2
	23	1210807	(0000–) Wire, Tie [W/.25" Fir Tree Clip]	1
	24	09011	(0000–) Screw, Hex, M8 X 1.25 X 30, Ss	1
	25	1207656	(0000–) Sleeve, P/M, 0.32b 0.50d 0.4l [430ss]	2
	26	1017218	(0000–) Washer, Flat, 0.32b 1.00d .12, Ss	2
▽		9015054	(0000–) Channel Assy, Lift, Sba, Afmkt [M17]	1
▲	27	1216256	(0000–) Channel Wldt, Link	1
▲	28	63233	(0000–) Bushing, Sleeve, 0.50b 0.59d 0.50l, Bnz	1
▲	29	54618	(0000–) Bushing, Flng, 1.00b 1.13d 1.00l	2
	30	1210581	(0000–) Pin, Pivot, Sba	1
	31	08713	(0000–) Nut, Hex, Lock, M8 X 1.25, NI, Ss	2
	32	1210312	(0000–) Screw, Hex, M8 X 1.25 X 120, Ss	1
	33	1209678	(0000–) Pin, Pivot, Sba	1
	34	06942	(0000–) Screw, Hex, M6 X 1.00 X 16, 8.8	2
	35	01684	(0000–) Washer, Flat, 0.27b 0.69d .05, Ss	2
	36	386299	(0000–) Screw, Hex, M8 X 1.25 X 100, Ss	1
	37	1217005	(0000–) Clevis, Rotation, 0.31pin, M6x1.0	2
	38	04743	(0000–) Pin, Clevis, 0.31d X 1.12l	2
	39	39005	(0000–) Pin, Cotter, .094 X 0.75	2
▽		9015055	(0000–) Spring Assy, Replmt, Afmkt [M17]	1
▲	40	1216310	(0000–) Tube Wldt, Spring	1
▲	41	1216313	(0000–) Rod, Thrd, 2 End, M8 X 1.25 09.1l	1
▲	42	1216314	(0000–) Support, Spring	1
▲	43	1200863	(0000–) Retainer, Spring	1
▲	44	1218129	(0000–) Spring, Cmpr, 1.05od .14wir 10.3l	1
▲	45	1216315	(0000–) Washer, Guide	1
▲	46	39311	(0000–) Nut, Hex, Std, M8 X 1.25	3
▲	47	1217598	(0000–) Rod-End, M8 X 1.25rh Fem 8mmb	2
	48	12333	(0000–) Screw, Hex, M8 X 1.25 X 25, Ss, NI	1
	49	386299	(0000–) Screw, Hex, M8 X 1.25 X 100, Ss	1
	50	1011719	(0000–) Washer, Flat, 0.33b 1.38d .08, Ss	4

Fig. 6 – Scrubbing Side Brush Motor and Squeegee Group

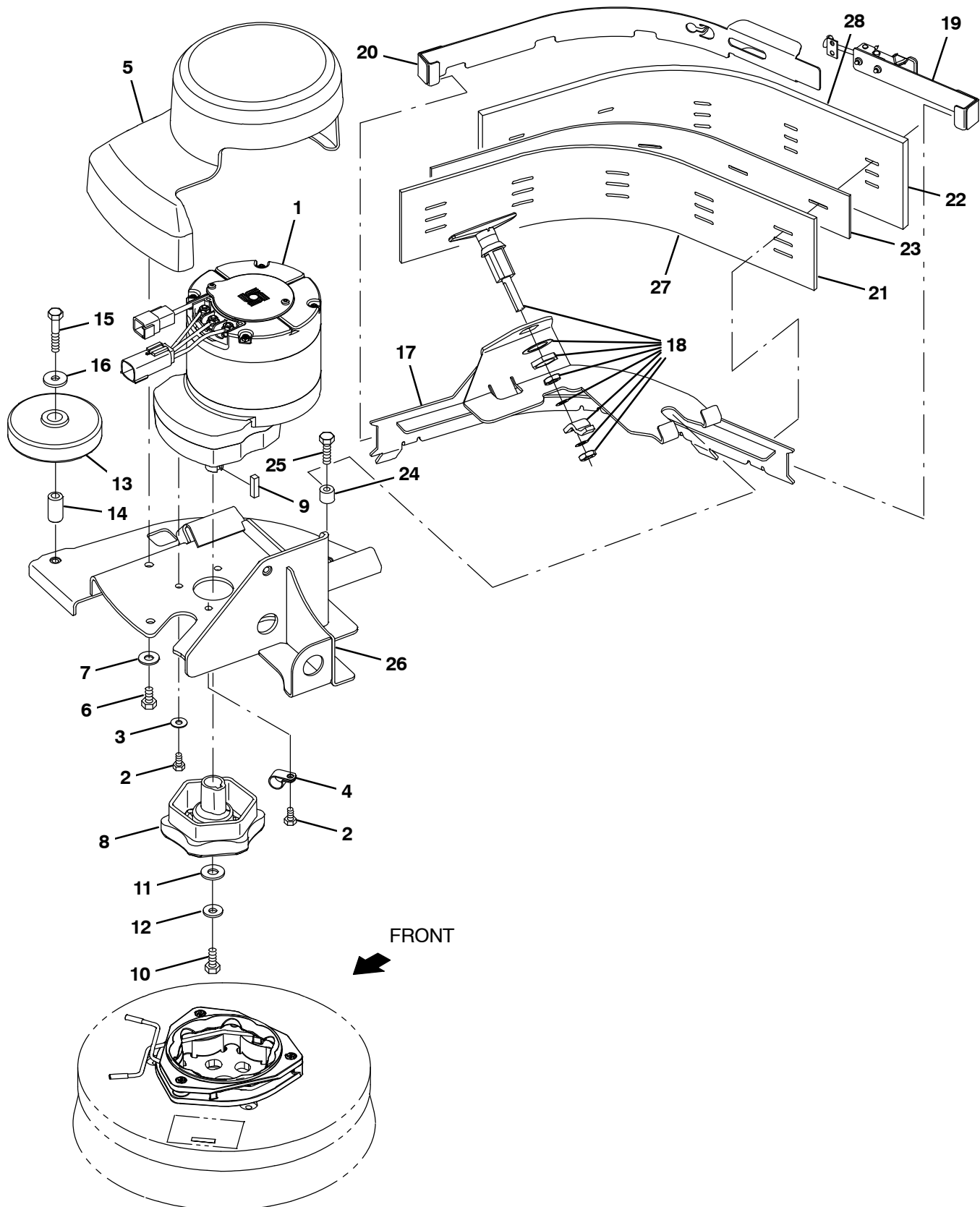


Fig. 6 – Scrubbing Side Brush Motor and Squeegee Group

Ref.	Part No.	Serial Number	Description	Qty.
1	1206475	(0000–) Motor, Ele, 36 Vdc, 350 Rpm 1.25 Hp Gear	1
2	11635	(0000–) Screw, Hex, M6 X 1.00 X 12, NI, Ss	4
3	01684	(0000–) Washer, Flat, 0.27b 0.69d .05, Ss	3
4	26395–1	(0000–) Clamp, Cable, Stl, 0.56d X 0.38w, 1hole	1
5	9020217	(0000–) Cover, Motor, Sba, Afmkt [T17]	1
6	15675	(0000–) Screw, Hex, M8 X 1.25 X 16, Ss	2
7	01685	(0000–) Washer, Flat, 0.38b 0.88d .08, Ss	2
8	377364	(0000–) Hub, Drive, Brush, Disk, 0.75b [6t]	1
9	00928	(0000–) Key, Sq, 0.25 X 0.25, 1.00l	1
10	12273	(0000–) Screw, Hex, M8 X 1.25 X 20, NI, Ss	1
11	01686	(0000–) Washer, Flat, 0.44b 1.00d .08, Ss	1
12	41186	(0000–) Washer, Flat, Belleville, .31	1
13	363162	(0000–) Wheel, 04.0d 0.89w 0.64b	1
14	363301	(0000–) Sleeve, P/M, 0.34b 0.63d 1.2l, Bnz	1
15	222505	(0000–) Screw, Hex, M8 X 1.25 X 45, Ss	1
16	1017218	(0000–) Washer, Flat, 0.32b 1.00d .12, Ss	1
▽	9015056	(0000–) Squeegee Assy, Sba, Afmkt [M17]	1
▲	17 1216303	(0000–) Bracket Wldt, Sqge, Sba	1
▲	18 1201149	(0000–) Latch, Compression, Sqge, Sba	1
▲	19 1223001	(0000–) Retainer Wldt, Sqge, Sba	1
▲	20 1216323	(0000–) Retainer Wldt, Sqge, Sba	1
▲	21 1216319	(0000–) Blade, Sqge, Sba, Inner [Linard]	1
▲	22 1216321	(0000–) Blade, Sqge, Sba, Linatex	1
▲	23 1216320	(0000–) Spacer, Blade	1
24	80409	(0000–) Sleeve, P/M, 0.34b 0.63d 0.6l, Bnz	1
25	09011	(0000–) Screw, Hex, M8 X 1.25 X 30, Ss	1
26	1216300	(0000–) Bracket Wldt, Deck	1
27	1224935	(0000–) Blade, Sqge, Sba, Inner, Urethane	1
27	1224938	(0000–) Blade, Sqge, Sba, Inner, Gum	1
28	1224933	(0000–) Blade, Sqge, Sba, Urethane	1
28	1224934	(0000–) Blade, Sqge, Sba, Gum	1

Fig. 7 – Scrubbing Side Brush Mount Group

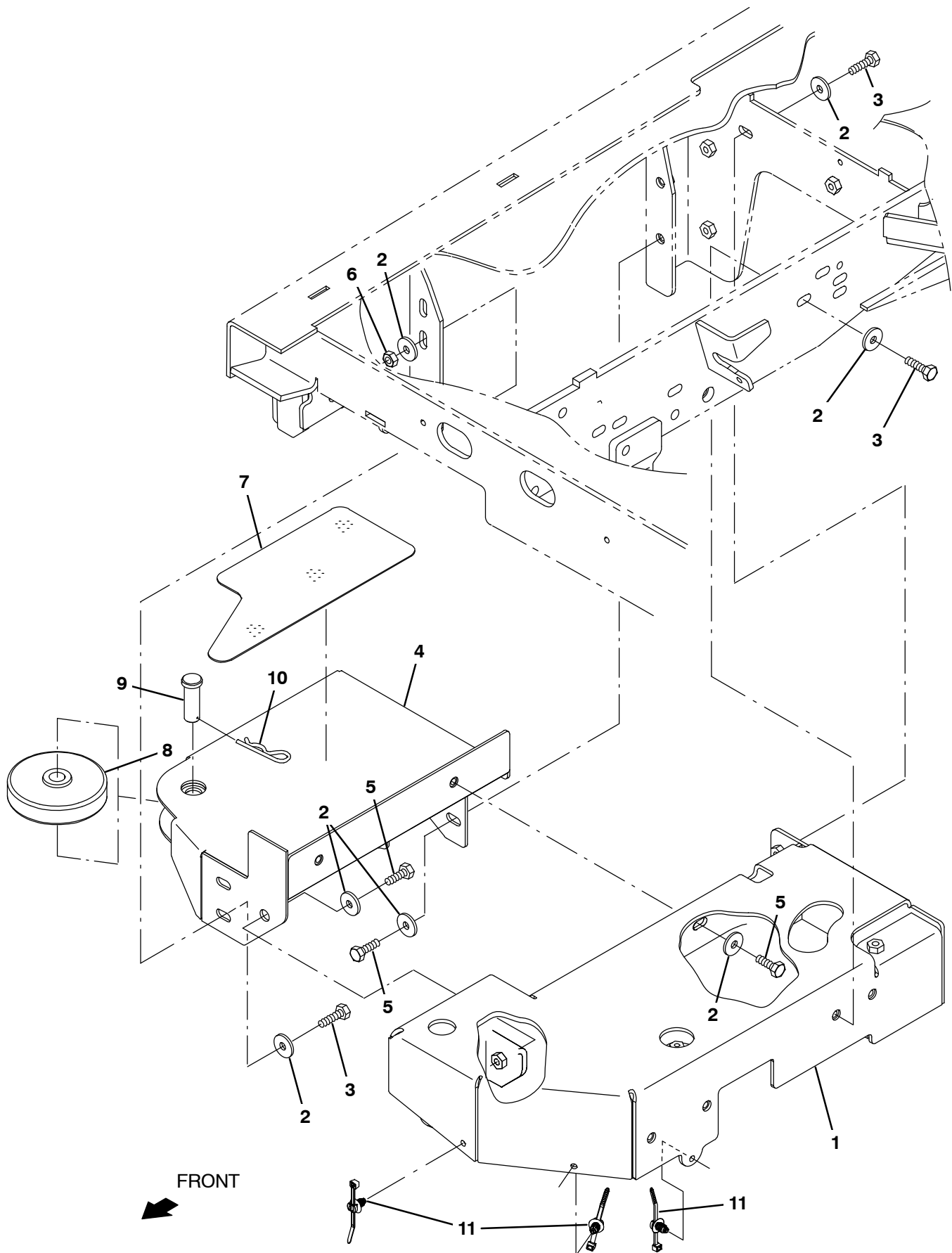


Fig. 7 – Scrubbing Side Brush Mount Group

Ref.	Part No.	Serial Number	Description	Qty.
1	1216258	(0000–) Cover Wldt, Sba	1
2	1017218	(0000–) Washer, Flat, 0.32b 1.00d .12, Ss	14
3	09011	(0000–) Screw, Hex, M8 X 1.25 X 30, Ss	7
4	1216293	(0000–) Bracket Wldt, Step, Sba	1
5	09010	(0000–) Screw, Hex, M8 X 1.25 X 25, Ss	5
6	08713	(0000–) Nut, Hex, Lock, M8 X 1.25, NI, Ss	2
7	1218279	(0000–) Tread, Non–Skid–Step, 7.0w 11.2l, Sba	1
8	363162	(0000–) Wheel, 04.0d 0.89w 0.64b	1
9	1207866	(0000–) Pin, Clevis, 0.625d X 1.75l	1
10	55094	(0000–) Pin, Cotter, Hair, 0.75d .148 Wir	1
11	1210807	(0000–) Wire, Tie [W/.25” Fir Tree Clip]	3

Fig. 8 – Scrubbing Side Brush Solution Supply Group

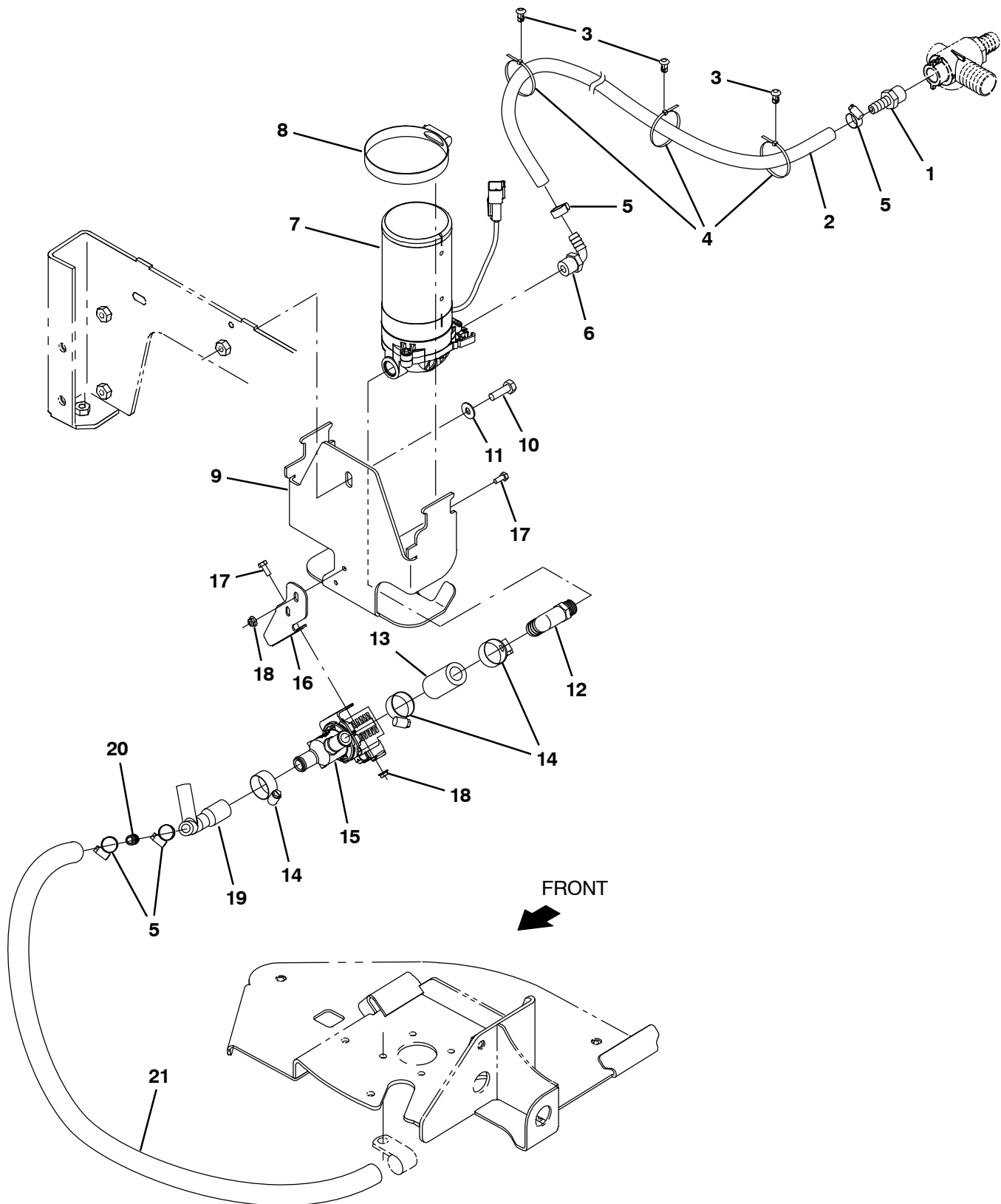


Fig. 8 – Scrubbing Side Brush Solution Supply Group

Ref.	Part No.	Serial Number	Description	Qty.
1	150538	(0000–) Fitting, Plstc, Str, Bm06/Pm06	1
2	1006400	(0000–) Hose, Afmkt, Pvc, Brd, 0.38id, 03ft, Clr	1
3	1071085	(0000–) Clip, Tie, 0.25d, Plstc	3
4	130773	(0000–) Tie, Cable, Nyl, 11.0l, .14w, 3.0 Max. D	3
5	43844	(0000–) Clamp, Hose, Wormdrive, 0.25–0.62d, .31w	4
6	1005630	(0000–) Fitting, Plstc, E90, Bm06/Pm06, Nyl	1
7	1200328	(0000–) Pump, Soltn, Ele, 36vdc, 60psi	1
8	43555	(0000–) Clamp, Hose, Wormdrive, 2.62–3.50d	1
9	1221952	(0000–) Bracket, Pump	1
10	09010	(0000–) Screw, Hex, M8 X 1.25 X 25, Ss	1
11	32490	(0000–) Washer, Flat, 0.25, Std	1
12	1208433	(0000–) Fitting, Plstc, E90, Bm10/Pm06	1
13	1015025	(0000–) Hose, Afmkt, Pvc, Brd, 0.62id, 02ft, Clr	1
14	63810	(0000–) Clamp, Hose, Wormdrive, 0.56–1.06d, .56w	3
15	9016496	(0000–0195) Valve Kit, Replacement 36V Hi Flow	1
15	1075238	(0196–) Valve, Water, Solenoid – 36v	1
16	1208434	(0000–) Bracket, Mount, Sba Valve	1
17	09738	(0000–) Screw, Hex, M5 X 0.80 X 12, Ss	4
18	07789	(0000–) Nut, Hex, Flng, M5 X 0.80	4
19	1208432	(0000–) Manifold, Sba	1
20	20950	(0000–) Fitting, Plstc, Str, Bm06/Bm06	1
21	1014976	(0000–) Hose, Afmkt, Pvc, Brd, 0.38id, 08ft, Clr	1

Fig. 9 – Scrubbing Side Brush Electrical Group

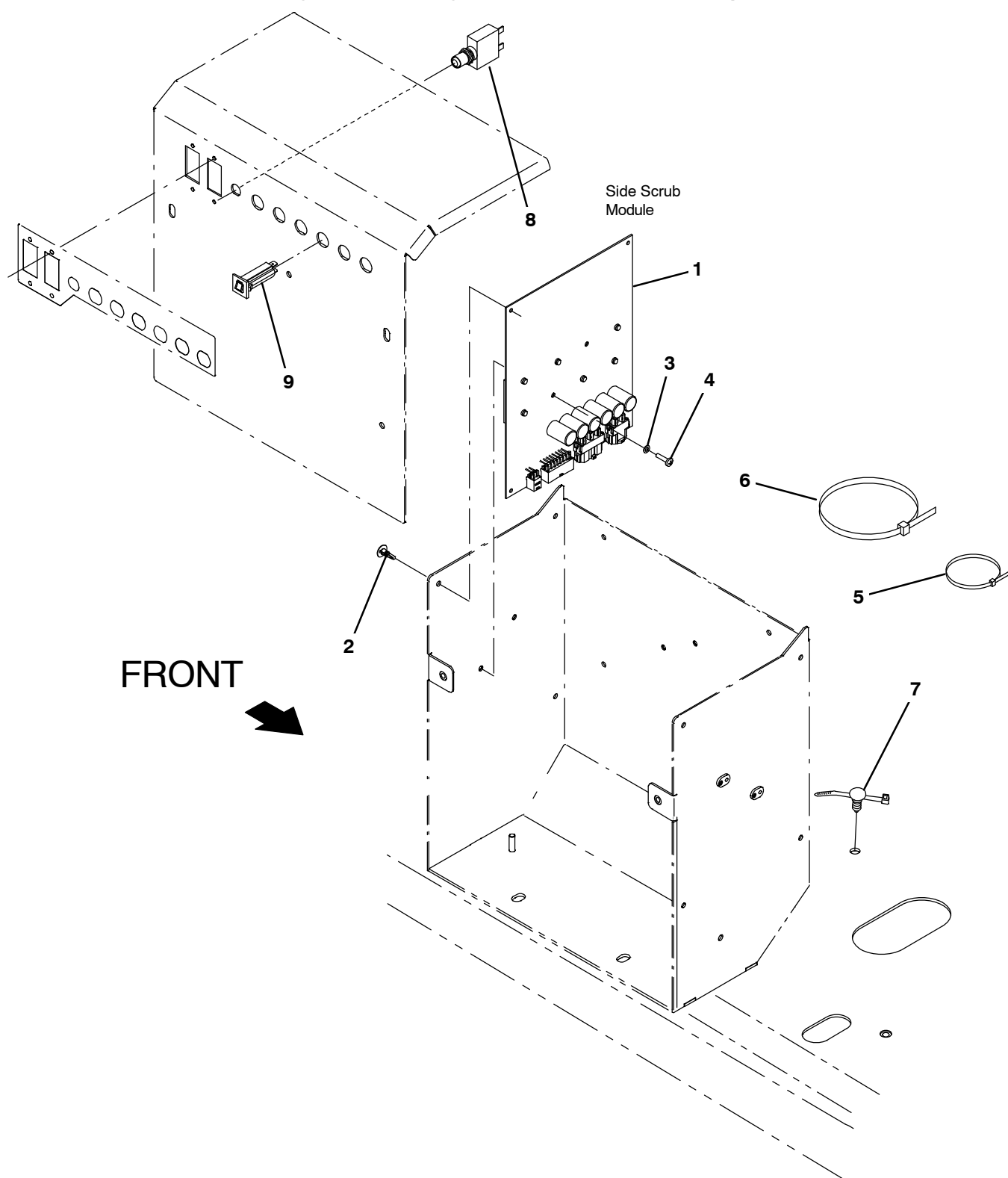


Fig. 9 – Scrubbing Side Brush Electrical Group

	Ref.	Part No.	Serial Number	Description	Qty.
▽	1	9020230	(0000–) Circuit Board Kit, Sba, Afmkt [T17]	1
▲	2	1210399	(0000–) Stand–Off, Circuitboard [0.25"]	4
	3	1202860	(0000–) Washer, Flat, 0.17b 0.31d .03, Nyl	2
	4	06926	(0000–) Screw, Pan, Phl, M4 X 0.70 X 10, 4.8	2
	5	763114	(0000–) Tie, Cable, 11.3l, 2.75d Max	3
	6	222809	(0000–) Tie, Cable, Nyl, 29.8l .30w 9.0 Max D	1
	7	1210807	(0000–) Wire, Tie [W/.25" Fir Tree Clip]	7
	8	383726	(0000–) Circuitbreaker, 35.0a, Resetable	1
	9	1064184	(0000–) Circuitbreaker, 02.5a, Resetable	1

Fig. 10 – Scrubbing Side Brush Wire Harness Group

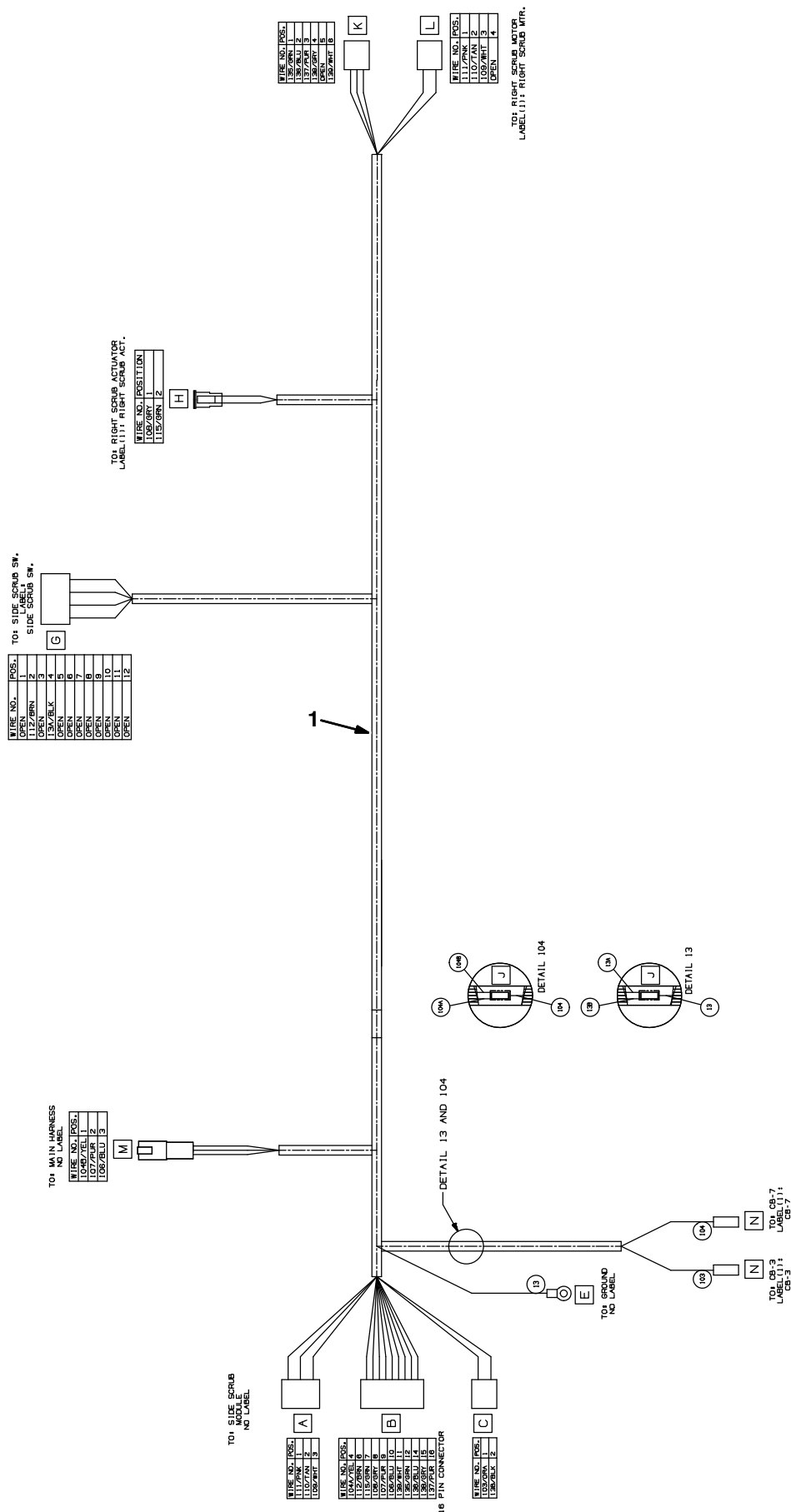


Fig. 10 – Scrubbing Side Brush Wire Harness Group

Ref.	Part No.	Serial Number	Description	Qty.
1	1072999	(0000–)	Harness, Ele [Side Scrub, T17]	1

Fig. 11 - Pre-Filter Pressure Switch Group

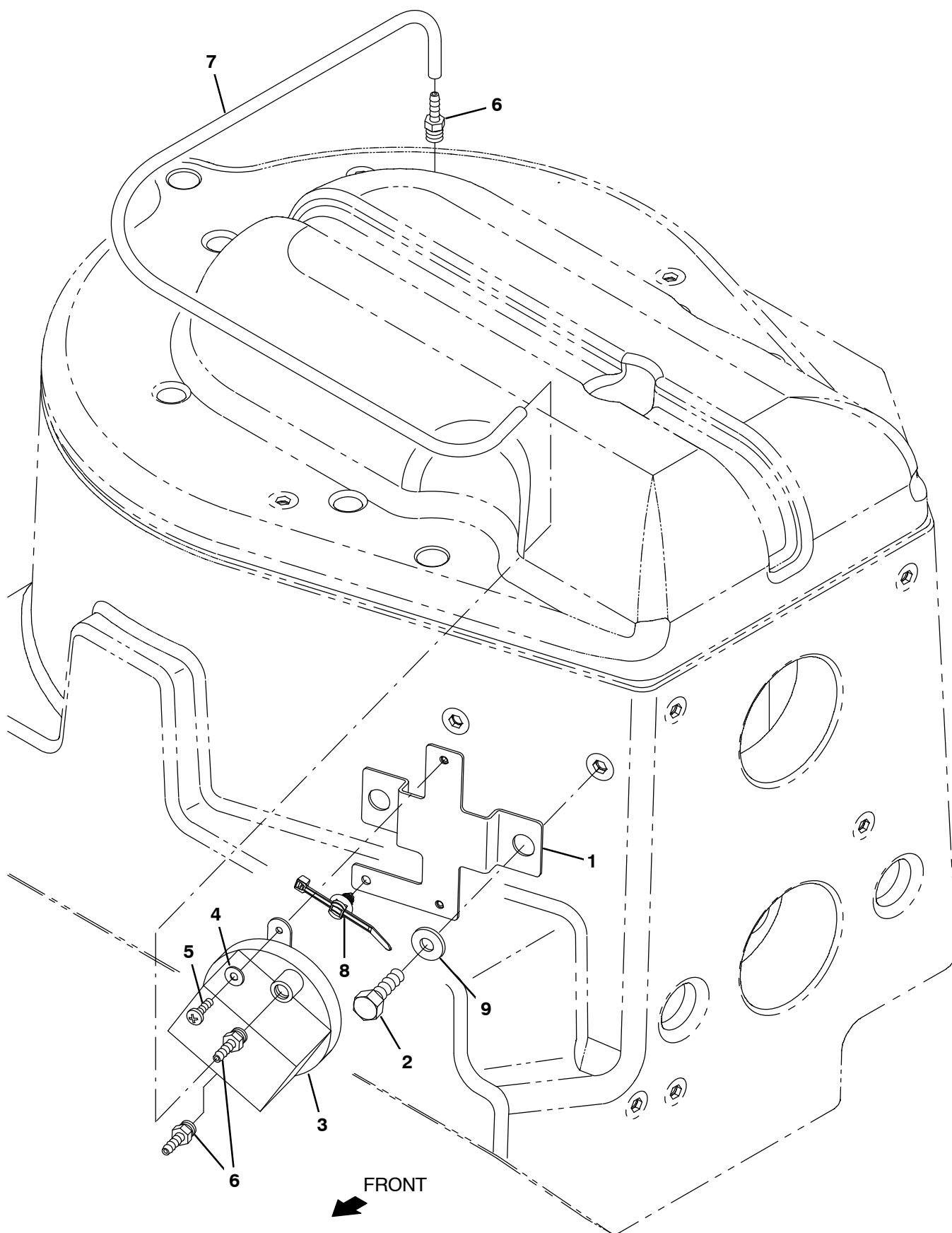


Fig. 11 – Pre-Filter Pressure Switch Group

	Ref.	Part No.	Serial Number	Description	Qty.
▽		9017160	(0000–) Sensor Kit, Filter, Clogged, Ci [M17]	1
▲	1	1216717	(0000–) Bracket, Mtg, Switch	1
▲	2	16735	(0000–) Screw, Hex, M8 X 1.25 X 16, 8.8	2
▲	3	1051800	(0000–) Switch, Press	1
▲	4	01683	(0000–) Washer, Flat, 10, Ss	2
▲	5	49697	(0000–) Screw, Pan, Phl, M4 X 0.70 X 10, Ss	2
▲	6	40607	(0000–) Fitting, Brs, Str, Bm03/Pm02	3
▲	7	1031575	(0000–) Hose, Afmkt, Vacuum, 0.16id, 03ft	1
▲	8	1210807	(0000–) Wire, Tie [W/.25" Fir Tree Clip]	1
▲	9	69461	(0000–) Washer, Flat, 0.38b 0.88d .12, Stl, Pl	2

Fig. 12 – Auto Fill Group

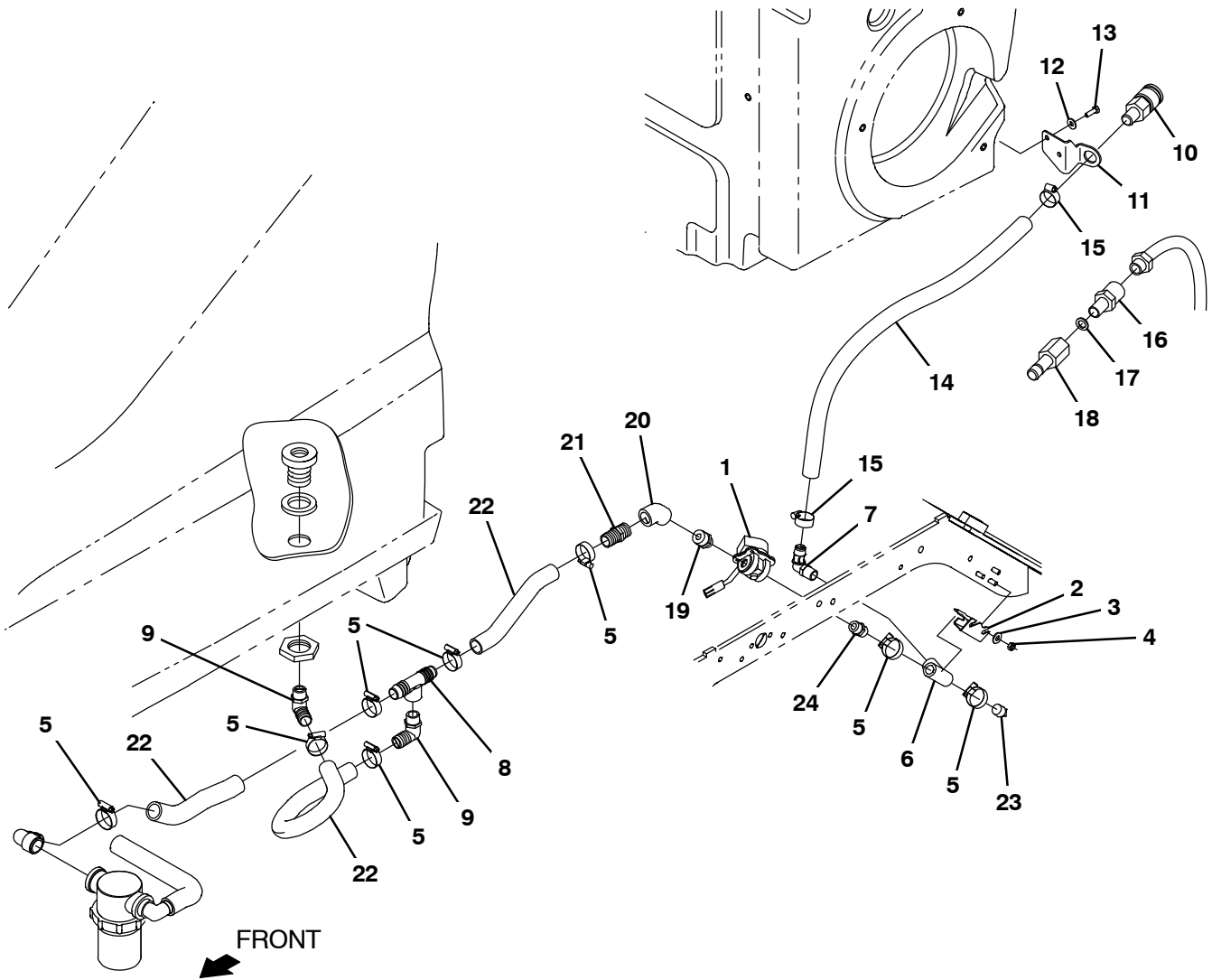


Fig. 12 – Auto Fill Group

Ref.	Part No.	Serial Number	Description	Qty.
1	41410	(0000–) Valve, Water, Solenoid, 36vdc Pf08/Pf08	1
2	1220430	(0000–) Bracket, Mtg, Ftg, Auto Fill	1
3	01685	(0000–) Washer, Flat, 0.38b 0.88d .08, Ss	2
4	08713	(0000–) Nut, Hex, Lock, M8 X 1.25, NI, Ss	2
5	11399	(0000–) Clamp, Hose, Wormdrive, 0.81–1.50d, .50w	8
6	79497	(0000–) Fitting, Plstc, Tee, Pf08/Pf08/Pf08	1
7	63244–2	(0000–) Fitting, Plstc, E90, Bm12/Pm08	1
8	365096	(0000–) Fitting, Plstc, Tee, Bm16/Pf12/Bm16, Br	1
9	18595	(0000–) Fitting, Plstc, E90, Bm16/Pm12	2
10	24105	(0000–) Fitting, Brs, Qdc, Bm12/Qf08	1
11	1208043	(0000–) Bracket, Mtg, Fitting, Qdc	1
12	01684	(0000–) Washer, Flat, 0.27b 0.69d .05, Ss	2
13	11329	(0000–) Screw, Hex, M6 X 1.00 X 16, NI, Ss	2
14	1045034	(0000–) Hose, Afmkt, Pvc, Wir, 0.75id, 08ft, Clr	2
15	63810	(0000–) Clamp, Hose, Wormdrive, 0.56–1.06d, .56w	4
16	375321	(0000–) Fitting, Brs, Str, Pm08/Garden Hose	1
17	01316	(0000–) Washer, Flat, 0.66b 1.00d .12, Rbr	1
18	33295	(0000–) Fitting, Brs, Qdc, Pf08	1
19	1005218	(0000–) Fitting, Plstc, Str, Pm08/Pm12, Nyl	1
20	10575	(0000–) Fitting, Plstc, E45, Pf12/Pf12	1
21	57379	(0000–) Fitting, Plstc, Str, Bm16/Pm12	1
22	1214095	(0000–) Hose, Afmkt, Pvc, Wir, 1.00 Id, 03ft, Clr	3
23	17521	(0000–) Fitting, Pipe, Plug, Pm08, Sq Head	1
24	86508	(0000–) Fitting, Plstc, Str, Pm08/Pm08	1

Fig. 13 – ES Auto Fill Group

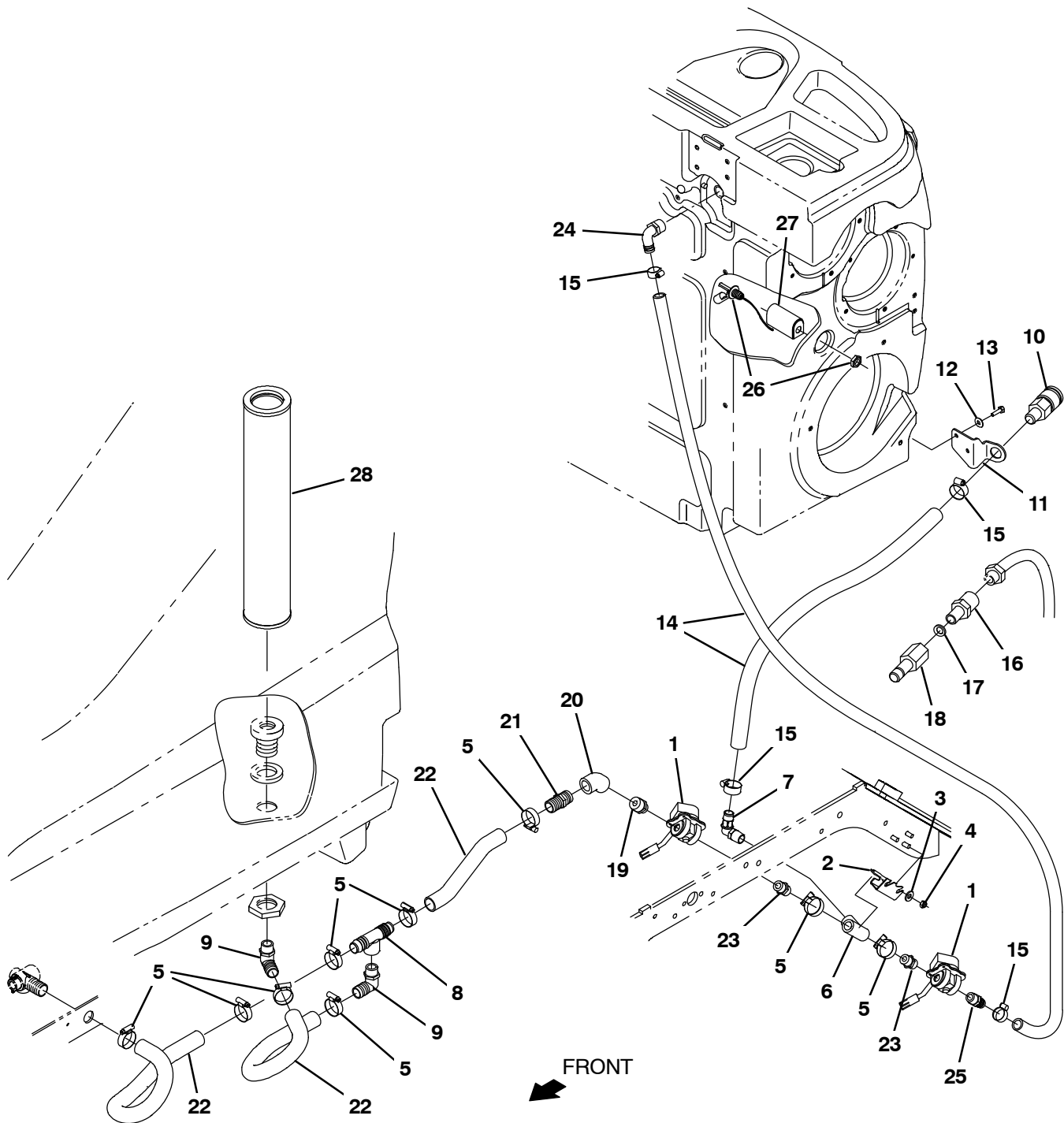


Fig. 13 – ES Auto Fill Group

Ref.	Part No.	Serial Number	Description	Qty.
1	41410	(0000–) Valve, Water, Solenoid, 36vdc Pf08/Pf08	2
2	1220430	(0000–) Bracket, Mtg, Ftg, Auto Fill	1
3	01685	(0000–) Washer, Flat, 0.38b 0.88d .08, Ss	2
4	08713	(0000–) Nut, Hex, Lock, M8 X 1.25, NI, Ss	2
5	11399	(0000–) Clamp, Hose, Wormdrive, 0.81–1.50d, .50w	8
6	79497	(0000–) Fitting, Plstc, Tee, Pf08/Pf08/Pf08	1
7	63244–2	(0000–) Fitting, Plstc, E90, Bm12/Pm08	1
8	365096	(0000–) Fitting, Plstc, Tee, Bm16/Pf12/Bm16, Br	1
9	18595	(0000–) Fitting, Plstc, E90, Bm16/Pm12	2
10	24105	(0000–) Fitting, Brs, Qdc, Bm12/Qf08	1
11	1208043	(0000–) Bracket, Mtg, Fitting, Qdc	1
12	01684	(0000–) Washer, Flat, 0.27b 0.69d .05, Ss	2
13	11329	(0000–) Screw, Hex, M6 X 1.00 X 16, NI, Ss	2
14	1045034	(0000–) Hose, Afmkt, Pvc, Wir, 0.75id, 08ft, Clr	2
15	63810	(0000–) Clamp, Hose, Wormdrive, 0.56–1.06d, .56w	4
16	375321	(0000–) Fitting, Brs, Str, Pm08/Garden Hose	1
17	01316	(0000–) Washer, Flat, 0.66b 1.00d .12, Rbr	1
18	33295	(0000–) Fitting, Brs, Qdc, Pf08	1
19	1005218	(0000–) Fitting, Plstc, Str, Pm08/Pm12, Nyl	1
20	10575	(0000–) Fitting, Plstc, E45, Pf12/Pf12	1
21	57379	(0000–) Fitting, Plstc, Str, Bm16/Pm12	1
22	1214095	(0000–) Hose, Afmkt, Pvc, Wir, 1.00 Id, 03ft, Clr	3
23	86508	(0000–) Fitting, Plstc, Str, Pm08/Pm08	2
24	14877	(0000–) Fitting, Plstc, E90, Bm12/Pm12	1
25	78398	(0000–) Fitting, Plstc, Str, Bm12/Pm08, Nyl	1
26	385685	(0000–) Sensor, Level, Liq, 14vdc 01a .62–11	1
27	1019285	(0000–) Bracket, Protector, Float Switch	1
28	1208733	(0000–) Filter, Soltn, 080mesh, Pm12 3.2d 17.5l	1

Fig. 14 – ES Pump Group

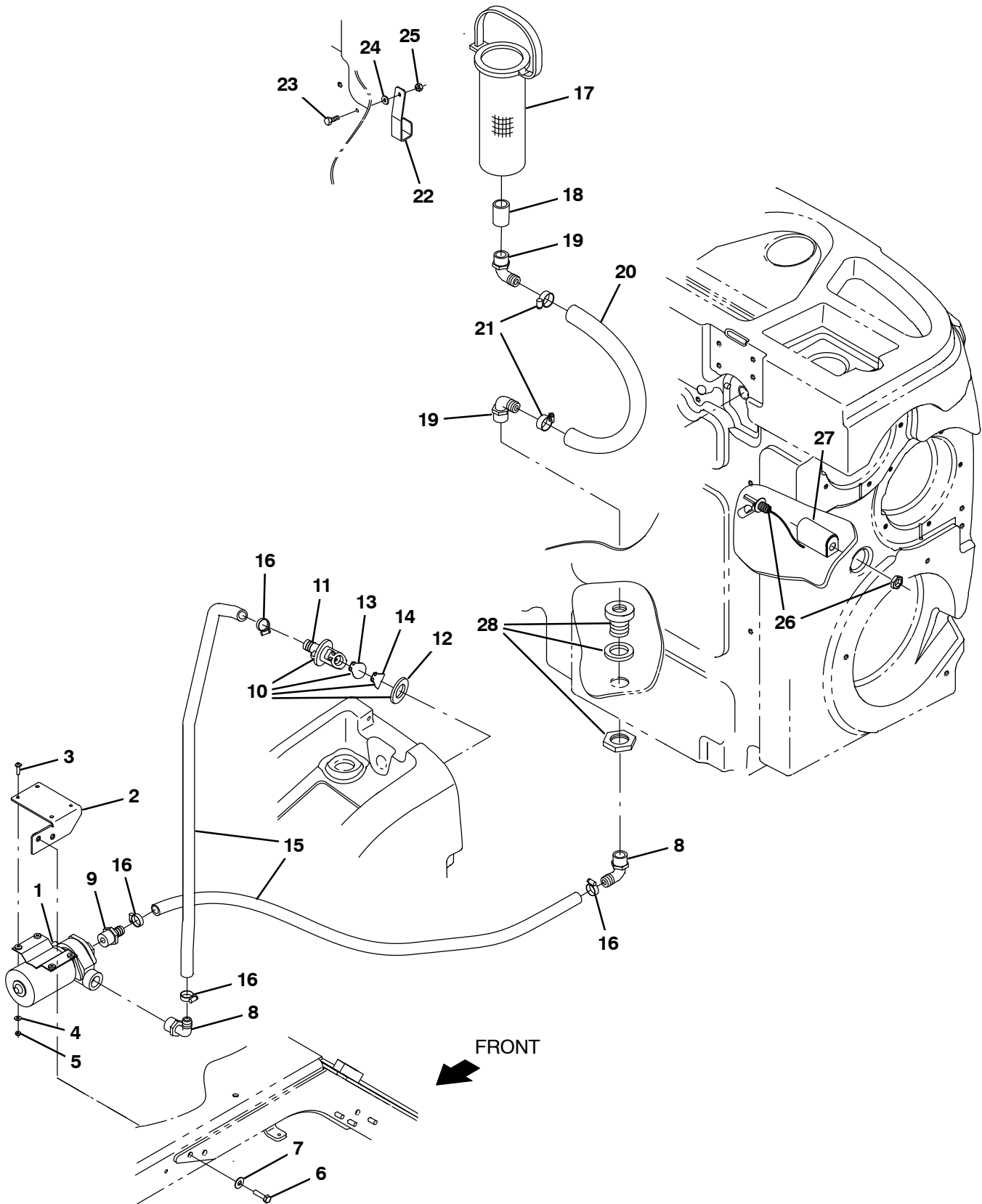


Fig. 14 – ES Pump Group

Ref.	Part No.	Serial Number	Description	Qty.
	1	1057978	(0000–) Pump, Soltn, 36vdc, Impeller	1
	2	1207659	(0000–) Bracket Weldmt, Mtg, Pump	1
	3	24196	(0000–) Screw, Pan, Phl, M5 X 0.80 X 20, Ss	4
	4	01683	(0000–) Washer, Flat, 10, Ss	4
	5	09739	(0000–) Nut, Hex, Lock, M5 X 0.80, NI, Ss	4
	6	09011	(0000–) Screw, Hex, M8 X 1.25 X 30, Ss	2
	7	01685	(0000–) Washer, Flat, 0.38b 0.88d .08, Ss	2
	8	73468	(0000–) Fitting, Plstc, E90, Bm10/Pm12	2
	9	71628	(0000–) Fitting, Plstc, Str, Bm10/Pm12 [Nylon]	1
▽	10	9014338	(0000–) Valve Kit, Check, Es [T17]	1
▲	11	78840	(0000–) Valve, Check, Pump, Water	1
▲	12	73342	(0000–) Gasket, .25 1.88d 1.0id [Poron]	1
▲	13	78841	(0000–) Flapper, Valve, Pump, Water	1
▲	14	1217187	(0000–) Flap, Resistor, Check Valve	1
	15	1015032	(0000–) Hose, Afmkt, Pvc, Brd, 0.62id, 08ft, Clr	1
	16	54333	(0000–) Clamp, Hose, Wormdrive, 0.31–0.88d, .31w	4
	17	386652	(0000–) Strainer, Soltn, 20mesh, Cyl, 3.5d 09.5l	1
	18	05134	(0000–) Fitting, Plstc, Str, Pf12/Pf12	1
	19	14877	(0000–) Fitting, Plstc, E90, Bm12/Pm12	2
	20	1006410	(0000–) Hose, Afmkt, Pvc, Brd, 0.75id, 03ft, Clr	1
	21	63810	(0000–) Clamp, Hose, Wormdrive, 0.56–1.06d, .56w	2
	22	1061954	(0000–) Bracket, Strainer, Pump, Es	1
	23	09007	(0000–) Screw, Hex, M6 X 1.00 X 25, Ss	1
	24	76426	(0000–) Washer, Sealing, 0.28b 0.75d Ss, Neo	1
	25	08712	(0000–) Nut, Hex, Lock, M6 X 1.00, NI, Ss	1
	26	385685	(0000–) Sensor, Level, Liq, 14vdc 01a .62–11	1
	27	1019285	(0000–) Bracket, Protector, Float Switch	1
	28	377349	(0000–) Fitting, Plstc, Pf12/Pf12, Bh	1

Fig. 15 – ES Detergent Metering / Severe Environment Group

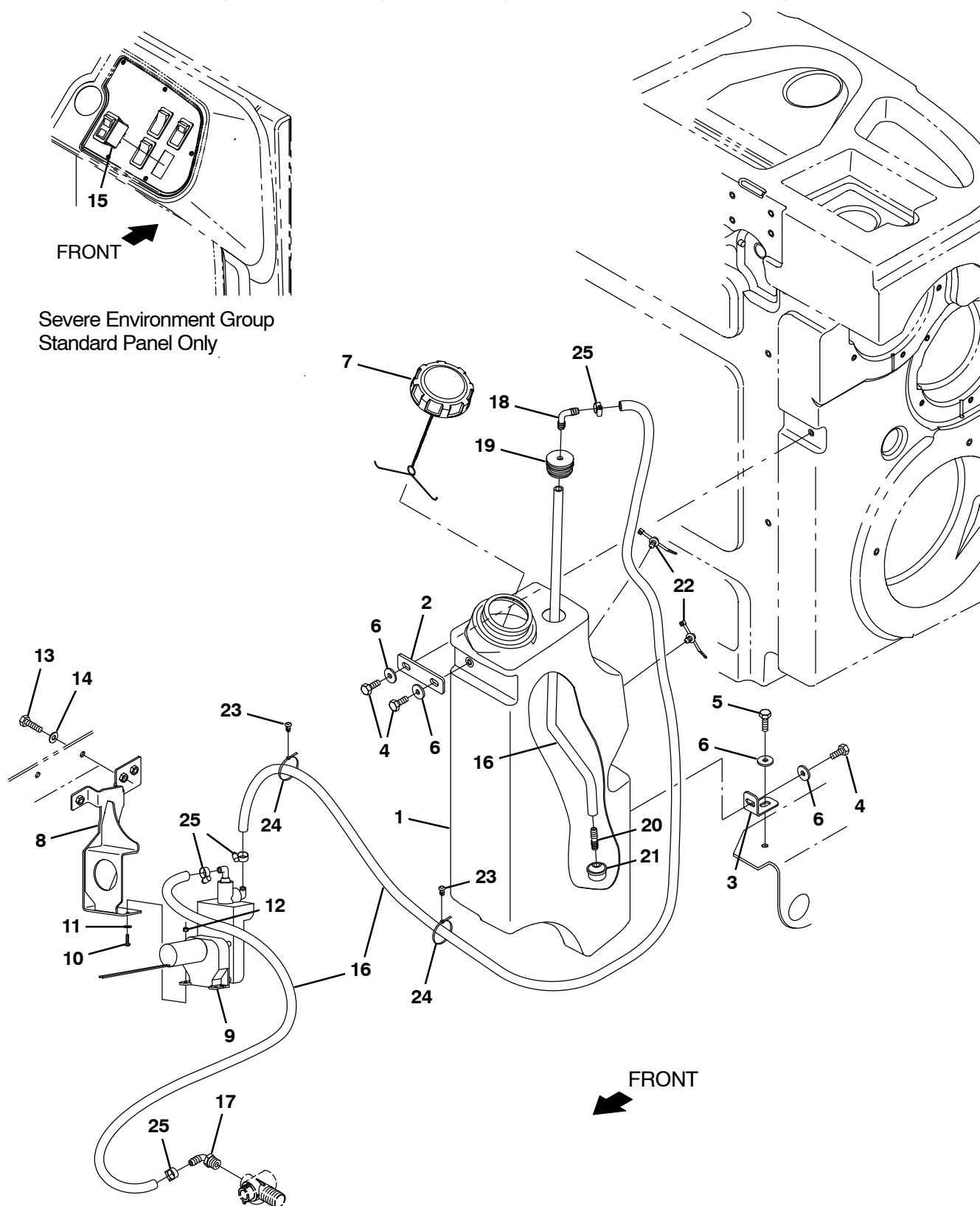


Fig. 15 – ES Detergent Metering / Severe Environment Group

Ref.	Part No.	Serial Number	Description	Qty.
1	9020287	(0000–) Tank Kit, Detergent, Ce Afmkt [T17]	1
2	1208732	(0000–) Plate, Mtg, Tank, Detergent	1
3	1207750	(0000–) Bracket, Mtg, Tank, Detergent	1
4	12273	(0000–) Screw, Hex, M8 X 1.25 X 20, NI, Ss	3
5	09011	(0000–) Screw, Hex, M8 X 1.25 X 30, Ss	1
6	1017218	(0000–) Washer, Flat, 0.32b 1.00d .12, Ss	4
7	1011885	(0000–) Cap, Tank	1
8	1225439	(0000–) Bracket Wldt, Pump	1
9	386364	(0000–) Pump, Detgt, 36vdc (See Breakdowns)	1
10	24265	(0000–) Screw, Pan, Phl, M4 X 0.70 X 16, Ss	2
11	01683	(0000–) Washer, Flat, 10, Ss	2
12	33932	(0000–) Nut, Hex, Lock, M4 X 0.70, NI, Ss	2
13	09010	(0000–) Screw, Hex, M8 X 1.25 X 25, Ss	3
14	32490	(0000–) Washer, Flat, 0.25, Std	3
15	1207284	(0000–) Switch, Rocker [Mom,Off,Mom, Dual Led] (Only on Severe Environment Group W/ Standard Panel)	1
16	1014981	(0000–) Hose, Afmkt, Pvc, Brd, 0.38id, 20ft, Clr	1
17	1005630	(0000–) Fitting, Plstc, E90, Bm06/Pm06, Nyl	1
18	20951	(0000–) Fitting, Plstc, E90, Bm06/Bm06	1
19	20944	(0000–) Grommet, Pye, 0.37id, F/1.5h, .13 Matl	1
20	20950	(0000–) Fitting, Plstc, Str, Bm06/Bm06	1
21	20952	(0000–) Screen, Pump	1
22	1210807	(0000–) Wire, Tie [W/.25" Fir Tree Clip]	2
23	1071085	(0000–) Clip, Tie, 0.25d, Plstc	4
24	130773	(0000–) Tie, Cable, Nyl, 11.0l, .14w, 3.0 Max. D	6
25	43844	(0000–) Clamp, Hose, Wormdrive, 0.25–0.62d, .31w	4

Fig. 16 – ec-H2O Solution Pump Group

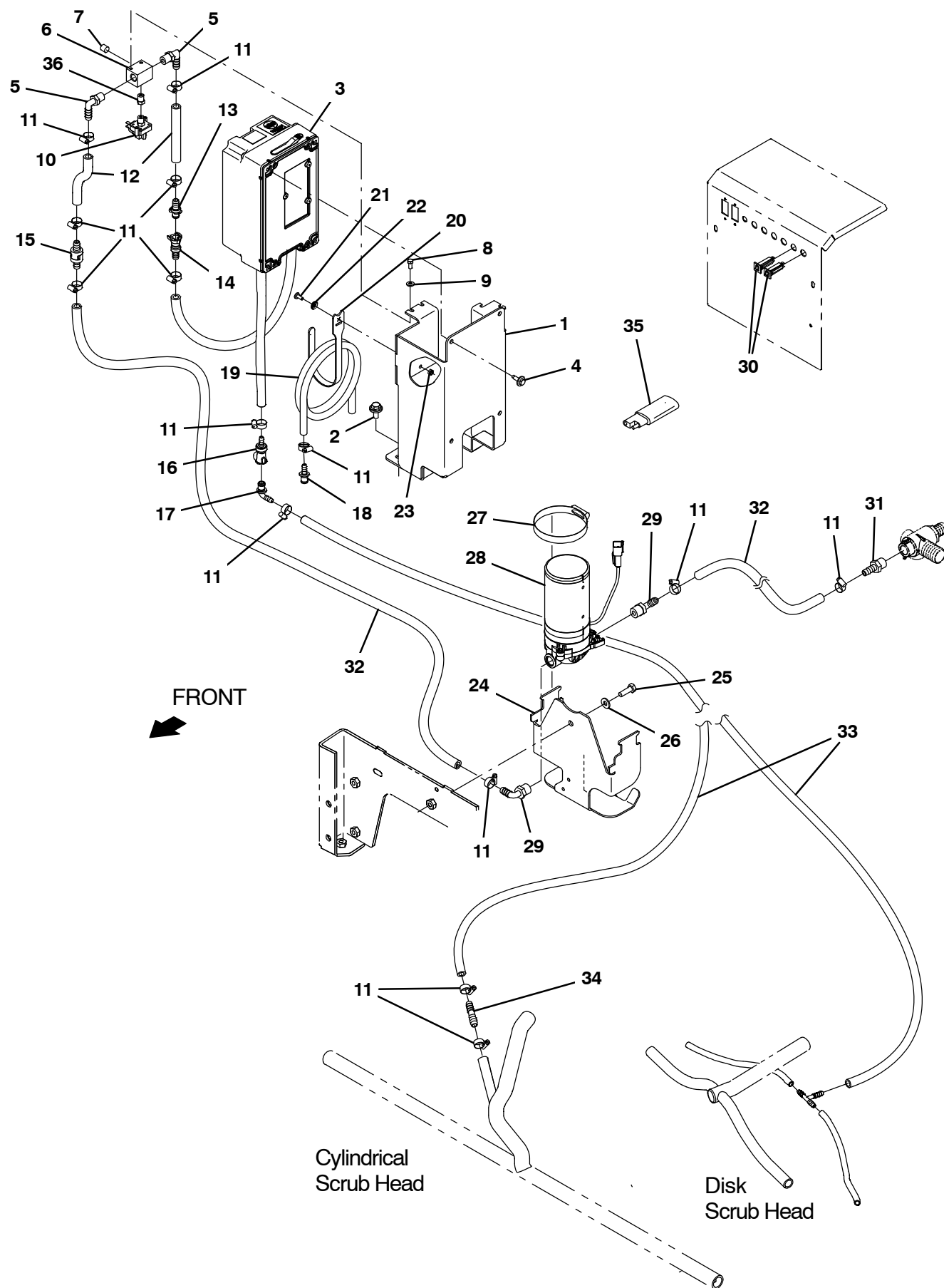


Fig. 16 – ec-H2O Solution Pump Group

Ref.	Part No.	Serial Number	Description	Qty.
1	1212443	(0000–) Bracket Wldt, Mgt [T17 Ec-H2o]	1
2	1020341	(0000–) Screw, Hex, M8 X 1.25 X 20, Ss, Sems	2
3	9020260	(0000–) Ec-H2O Module Kit, Afmkt [T17] (See Breakdowns)	1
4	1040467	(0000–) Screw, Hex, M6 X 1.00 X 20, 9.8, Sems	4
5	57248	(0000–) Fitting, Plstc, E90, Bm06/Pm04, Nyl	2
6	1059231	(0000–) Fitting, Stl, Pm04/Pm02/Pm04/Pm02, Spcl	1
7	150208	(0000–) Fitting, Brs, Str, Pm02, Plug [Skhd]	1
8	09738	(0000–) Screw, Hex, M5 X 0.80 X 12, Ss	2
9	01683	(0000–) Washer, Flat, 10, Ss	2
10	1055254	(0000–) Switch, Press, 25 Psi, Pm02	1
11	43844	(0000–) Clamp, Hose, Wormdrive, 0.25–0.62d, .31w	15
12	1014974	(0000–) Hose, Afmkt, Pvc, Brd, 0.38id, 02ft, Clr	1
13	1203814	(0000–) Fitting, Plstc, Str, Bm06, Cplg, Male	1
14	1203454	(0000–) Fitting, Plstc, Str, Bm06, Cplg, Fem	1
15	1015455	(0000–) Valve, Check, 0005psi Bm06/Bm06	1
16	1203996	(0000–) Fitting, Plstc, Str, Bm05, Cplg, Fem	1
17	1204024	(0000–) Fitting, Plstc, E90, Bm04 Cplg Male	1
18	1204338	(0000–) Fitting, Plstc, Str, Bm04, Cplg, Male	1
19	1011522	(0000–) Hose, Afmkt, Pvc, Brd, 0.25Id, 03Ft	1
20	1067526	(0000–) Fastener, 8.0l [Hook And Loop]	1
21	09200	(0000–) Screw, Pan, Phl, M5 X 0.80 X 12, Ss	1
22	01683	(0000–) Washer, Flat, 10, Ss	1
23	09739	(0000–) Nut, Hex, Lock, M5 X 0.80, NI, Ss	1
24	1221952	(0000–) Bracket, Pump	1
25	09010	(0000–) Screw, Hex, M8 X 1.25 X 25, Ss	1
26	32490	(0000–) Washer, Flat, 0.25, Std	1
27	43555	(0000–) Clamp, Hose, Wormdrive, , 0.25–0.62D, .31W	1
28	1200328	(0000–) Pump, Soltn, Ele, 36vdc, 60psi	1
29	1005630	(0000–) Fitting, Plstc, E90, Bm06/Pm06, Nyl	1
30	1064184	(0000–) Circuitbreaker, 02.5a, Resetable	2
31	150538	(0000–) Fitting, Plstc, Str, Bm06/Pm06	1
32	1014976	(0000–) Hose, Afmkt, Pvc, Brd, 0.38id, 08ft, Clr	1
33	1014949	(0000–) Hose, Afmkt, Pvc, Brd, 0.25id, 08ft, Clr	1
34	1039557	(0000–) Fitting, Plstc, Str, Bm04/Bm06	1
35	1040868	(0000–) Capacitor, Plug [.01 Uf, 200v]	1
36	1062403	(0000–) Fitting, Brs, Snubber, Pm02/Pf02	1

Fig. 17 - ec-H2O solution Supply Group, Side Brush

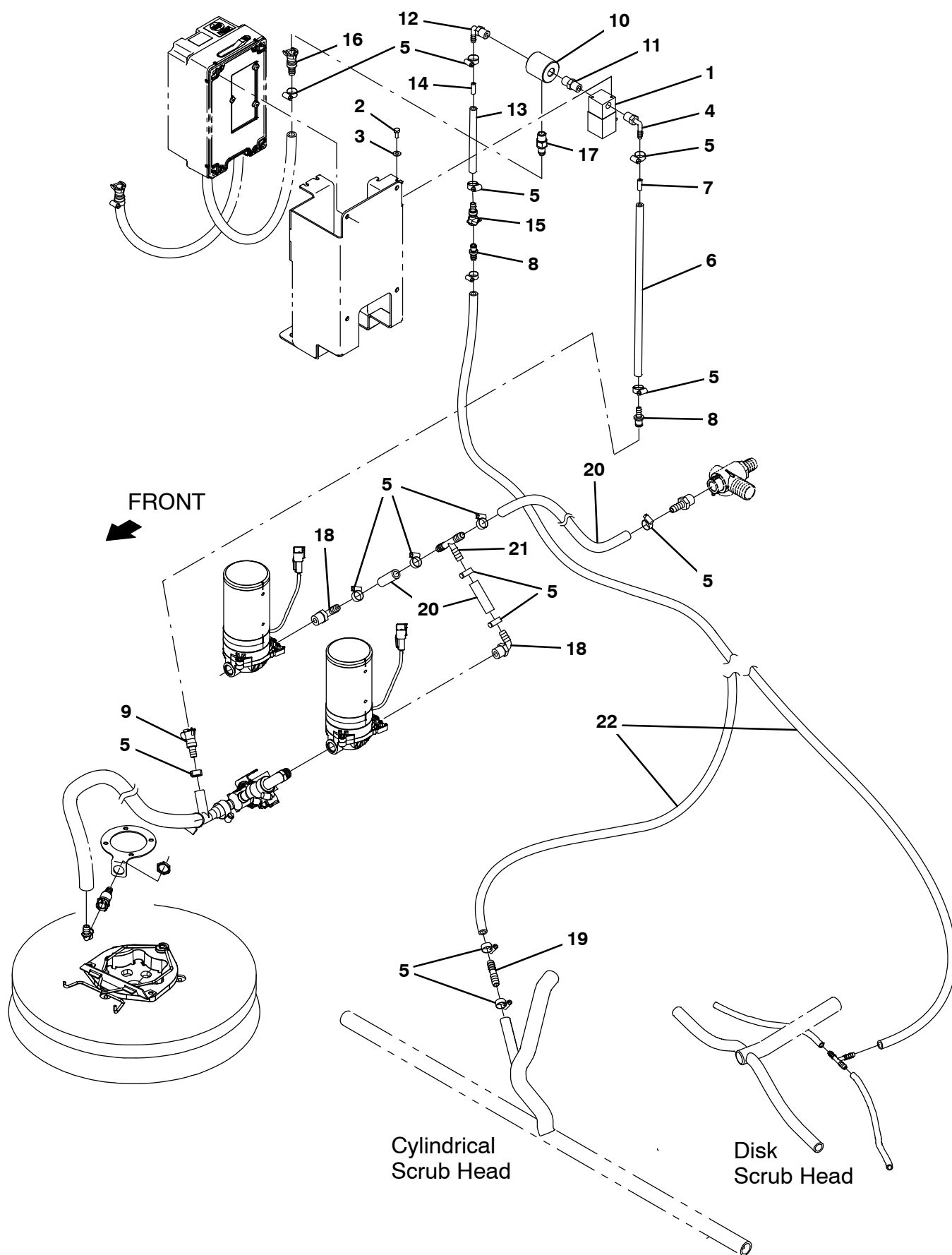


Fig. 17 – ec–H2O solution Supply Group, Side Brush

Ref.	Part No.	Serial Number	Description	Qty.
1	1028581	(0000–) Valve, Water, Solenoid, 36vdc 6.0mm Pf04	1
2	09738	(0000–) Screw, Hex, M5 X 0.80 X 12, Ss	2
3	01683	(0000–) Washer, Flat, 10, Ss	2
4	1011170	(0000–) Fitting, Plstc, E90, Bm04/Pm04, Nyl	1
5	43844	(0000–) Clamp, Hose, Wormdrive, 0.25–0.62d, .31w	17
6	1014949	(0000–) Hose, Afmkt, Pvc, Brd, 0.25ld, 08Ft	1
7	1200467	(0000–) Fitting, Plstc, Rst	1
8	1204338	(0000–) Fitting, Plstc, Str, Bm04, Cplg, Male	2
9	1203454	(0000–) Fitting, Plstc, Str, Bm06, Cplg, Fem	1
10	1206303	(0000–) Fitting, Plstc, Pf04/Pf04/Pf04	1
11	1052010	(0000–) Fitting, Plstc, Str, Pm04/Pm04	1
12	1011170	(0000–) Fitting, Plstc, E90, Bm04/Pm04, Nyl	1
13	1011409	(0000–) Hose, Afmkt, Pvc, Brd, 0.25ld, 01Ft	1
14	1201441	(0000–) Fitting, Plstc, Rst, Main Head	1
15	1002898	(0000–) Fitting, Plstc, Str, Bm04, Cplg,Fem[Tco]	1
16	1203996	(0000–) Fitting, Plstc, Str, Bm05, Cplg, Fem	1
17	1002899	(0000–) Fitting, Plstc, Str, Pm04, Cplg,Mal[Tco]	1
18	1005630	(0000–) Fitting, Plstc, E90, Bm06/Pm06, Nyl	2
19	1039557	(0000–) Fitting, Plstc, Str, Bm04/Bm06	1
20	1006400	(0000–) Hose, Afmkt, Pvc, Brd, 0.38ld, 03ft, Clr	1
21	87173	(0000–) Fitting, Plstc, Tee, Bm06/Bm06/Bm06	1
22	1011411	(0000–) Hose, Afmkt, Pvc, Brd, 0.25ld, 03Ft	1

Fig. 18 – ec-H20 Wire Harness Group

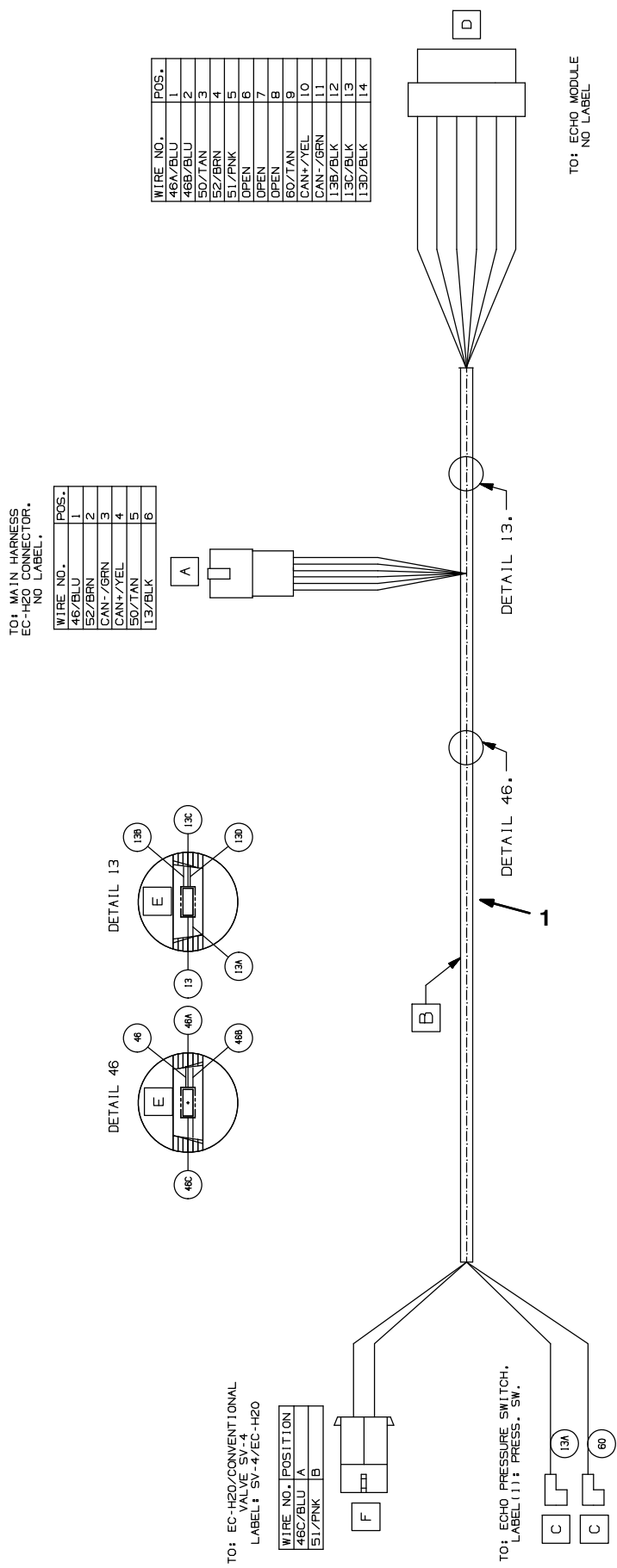


Fig. 18 – ec-H20 Wire Harness Group

Ref.	Part No.	Serial Number	Description	Qty.
1	1069671	(0000–) Harness, Ele [Ec-H20, T12]	1

Fig. 19 – Spray Nozzle Group

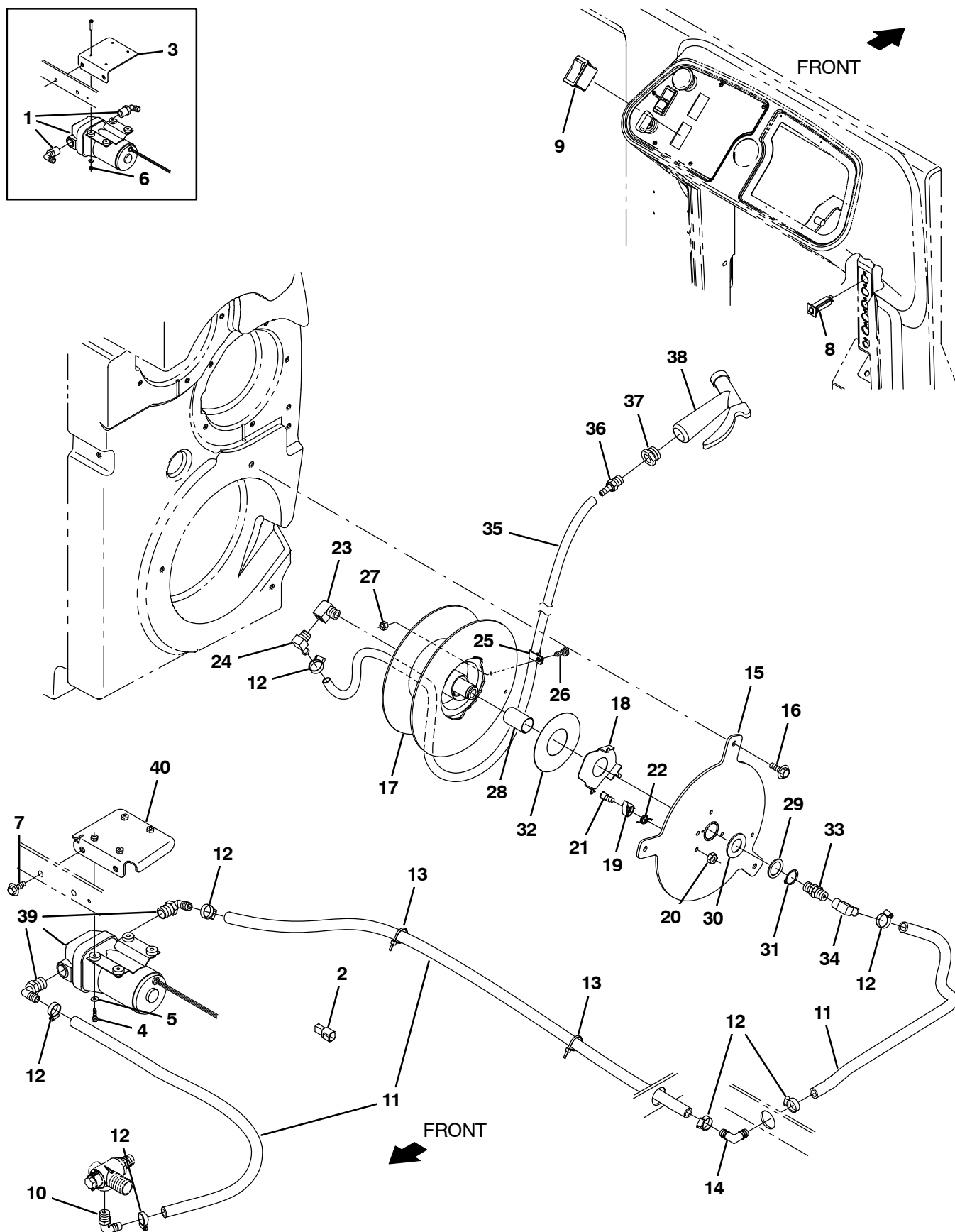


Fig. 19 – Spray Nozzle Group

Ref.	Part No.	Serial Number	Description	Qty.
1	1054178	(0000–0499) Pump, Soltn, Ele, 36vdc, 45psi	1
2	1056982	(0000–) Diode, Ele, Plug	1
3	1207774	(0000–0499) Bracket Wldt, Pump, Spray Hose	1
4	12316	(0000–) Screw, Hex, M5 X 0.80 X 25, Ss	4
5	01683	(0000–) Washer, Flat, 10, Ss	4
6	09739	(0000–0499) Nut, Hex, Lock, M5 X 0.80, NI, Ss	4
7	1037346	(0000–) Screw, Hex, M8 X 1.25 X 25, 9.8, Sems	2
8	1064188	(0000–) Circuitbreaker, 15.0a, Resettable	1
9	398500	(0000–) Switch, Rocker, Dpdt, On / None / On	1
10	64778	(0000–) Fitting, Plstc, E90, Bm08/Pm06	1
11	1011837	(0000–) Hose, Afmkt, Pvc, Brd, 0.50id, 12ft, Clr	1
12	54333	(0000–) Clamp, Hose, Wormdrive, 0.31–0.88d, .31w	7
13	130773	(0000–) Tie, Cable, Nyl, 11.0l, .14w, 3.0 Max. D	2
14	63987–1	(0000–) Fitting, Plstc, E90, Bm08/Bm08	1
15	1206482	(0000–) Plate Wldt, Mtg, Hose–Reel [T17]	1
16	1020341	(0000–) Screw, Hex, M8 X 1.25 X 20, Ss, Sems	3
17	1206456	(0000–) Reel Assy, Hose, Large	1
18	1203947	(0000–) Washer, Retainer, Spring	1
19	1201393	(0000–) Pawl, Ratchet	1
20	08709	(0000–) Nut, Hex, Lock, M8 X 1.25, NI	1
21	1056719	(0000–) Bolt, Shld, .41d X 0.35, M8 X 1.25	1
22	1201423	(0000–) Spring, Torsion, Hose Reel	1
23	24584	(0000–) Fitting, Brs, E90, Pf06/Pm06, Spcl	1
24	1060128	(0000–) Fitting, Brs, E90, Bm06/Pm06, Short	1
25	33584	(0000–) Clamp, Cable, Stl, 0.63d X 0.50w, 1hole	1
26	06943	(0000–) Screw, Hex, M6 X 1.00 X 20, 8.8	1
27	08708	(0000–) Nut, Hex, Lock, M6 X 1.00, NI	1
28	1057816	(0000–) Bushing, Sleeve, 1.00b 1.13d 1.750l, Fgl	1
29	1057814	(0000–) Washer, Thrust, Plstc 1.02b 1.38d	1
30	32598	(0000–) Washer, Flat, 1.02b 1.75d .12, Stl	1
31	09005	(0000–) Ring, Retaining, Ext, 1.00d, Basic	1
32	1066919	(0000–) Washer, Thrust, 50.0b 110.0d 0.79w	1
33	1200394	(0000–) Fitting, Swivel, Str, Pf06/Pm06, Brs	1
34	47388	(0000–) Fitting, Brs, E90, Em08/Pm06	1
35	9020252	(0000–) Hose Kit, Spray, Afmkt [T17]	1
36	1060428	(0000–) Fitting, Stl, Str, Bm06/Pm06, Swivel	1
37	1027976	(0000–) Fitting, Brs, Str, Pf06/Pm12	1
38	769785	(0000–) Nozzle, Spray, Gun	1
39	1242823	(0500–) Pump, Soltn, Ele, 36vdc, 45psi	1
40	1244427	(0500–) Bracket Wldt, Pump	1

Fig. 20 – Vacuum Wand Kit

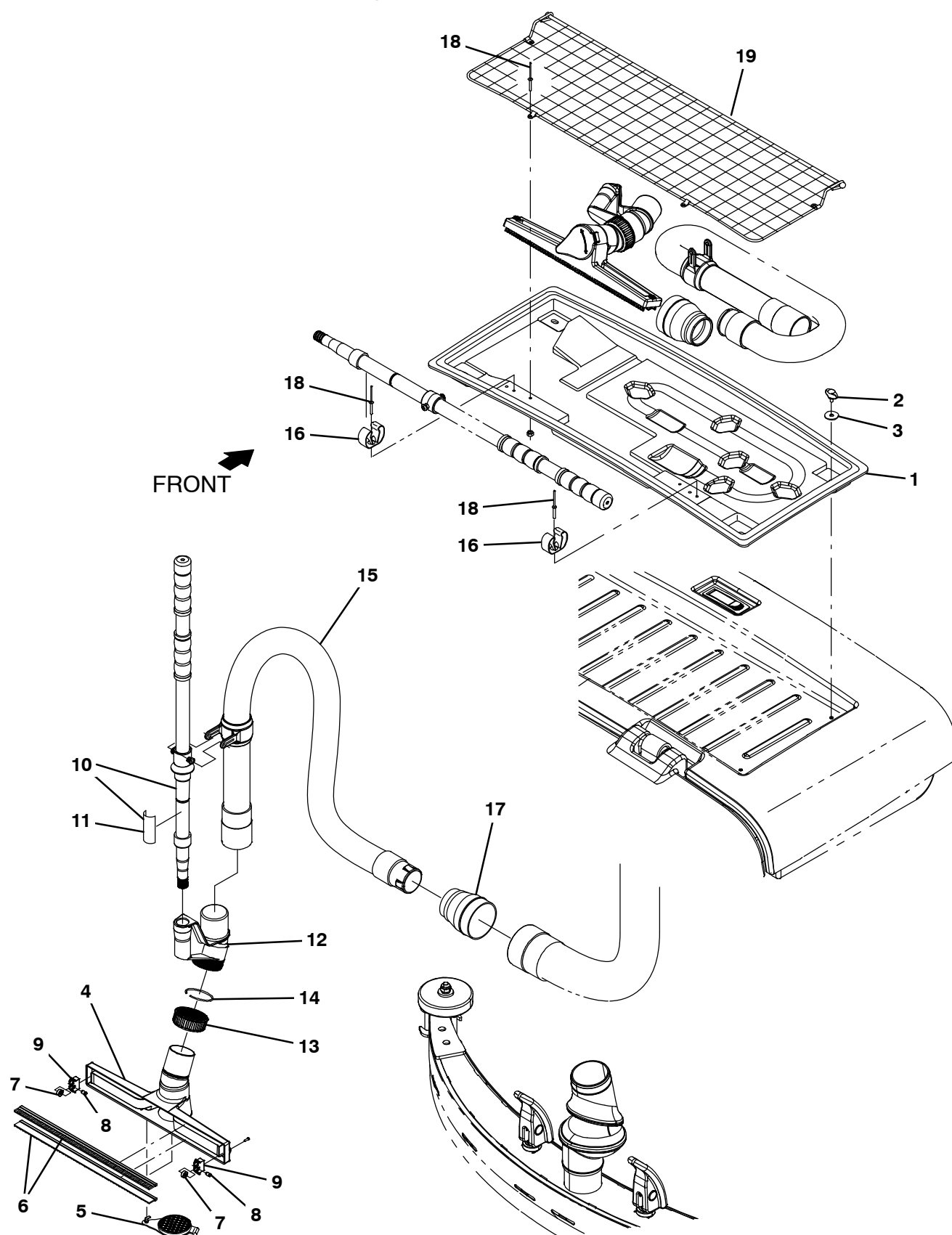


Fig. 20 – Vacuum Wand Kit

	Ref.	Part No.	Serial Number	Description	Qty.
▽		9020080	(0000–) Vac Wand Kit, Ci [T17]	1
▲	1	1207911	(0000–) Tray, Vac Wand	1
▲	2	1211150	(0000–) Knob, Star,	4
▲	3	397779	(0000–) Washer, Flat, 0.28b 1.00d .06, Stl, Blk	4
▲	4	1060440	(0000–) Squeegee, Hand	1
▲	5	1060691	(0000–) Plug, Adapter, Port	1
▲	6	1061356	(0000–) Retainer, Blade, Sqge, 14.2l (1 set = 2 blades)	1
▲	7	1061570	(0000–) Bearing, Ball, 0.24b 0.51d 0.20w [2seal]	2
▲	8	1061571	(0000–) Pin, Axle, Brg	2
▲	9	1022671	(0000–) Housing, Sqge, Holder, Wheel, F/609648	2
▲▽	10	9008155	(0000–) Handle Kit, Wand, Afmkt	1
▲▲	11	1062659	(0000–) Label, Opertnl, Vacuum Wand Handle	1
▲	12	1060708	(0000–) Adapter, Swivel, 1.75, Abs	1
▲	13	1060718	(0000–) Nut, Compression, 2.25–12, Abs	1
▲	14	1060720	(0000–) Ring, Compression	1
▲	15	1200642	(0000–) Hose Assy, Sqge, W/2cuff	1
▲	16	1014295	(0000–) Clip, Grip, Hose, 0.75 – 1.12, Stl, Blk, Vyl	2
▲	17	1207517	(0000–) Cuff, Adapter, 1.75 X 2.50, Pvc	1
▲	18	1213513	(0000–) Rivet, Blind, .156D X 1.07 X .31D, Alm	6
▲	19	1213799	(0000–) Mesh Assy, Cloth	1

Fig. 21 – Squeegee Guard Group

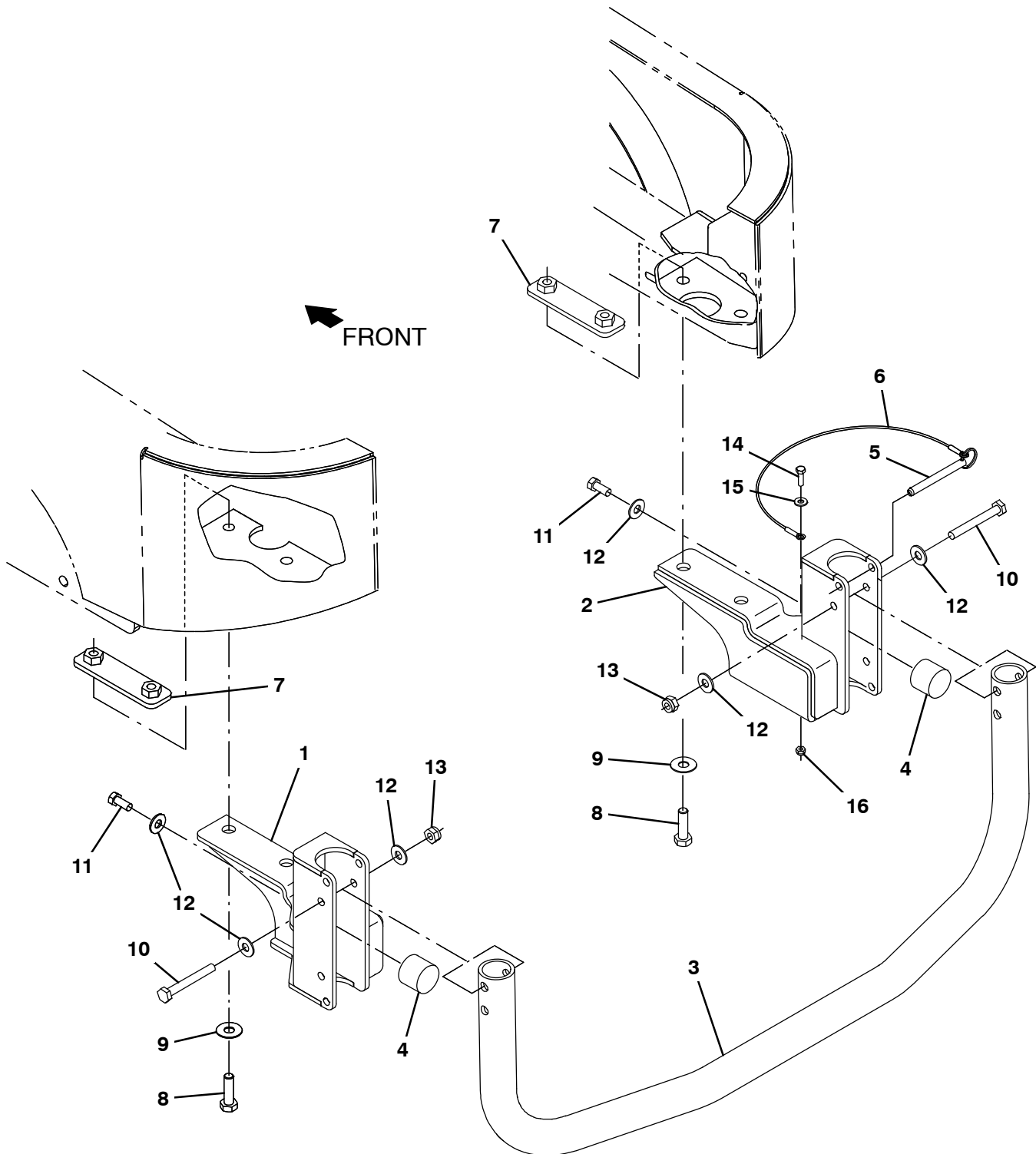


Fig. 21 – Squeegee Guard Group

Ref.	Part No.	Serial Number	Description	Qty.
1	1207961	(0000–) Bracket, Bumper, Lh, Squeegee [T17]	1
2	1207902	(0000–) Bracket, Bumper, Rh, Squeegee [T17]	1
3	1208109	(0000–) Tube, Guard	1
4	1024977	(0000–) Bumper, Ure, 1.50d 1.25l	2
5	369359	(0000–) Pin, Hitch, .375d X 3.12l, Pl	1
6	57702	(0000–) Cable, Glv .06d 012.0l .26eye /.26eye	1
7	1208053	(0000–) Plate, Doubler	2
8	69972	(0000–) Screw, Hex, M12 X 1.75 X 40, 10.9	4
9	140045	(0000–) Washer, Flat, 0.51b 1.25d .06, Ss	4
10	06965	(0000–) Screw, Hex, M10 X 1.50 X 80, 8.8	2
11	21196	(0000–) Screw, Hex, .38–16 X 0.88, G5	2
12	32492	(0000–) Washer, Flat, 0.38, Std	6
13	41430	(0000–) Nut, Hex, Lock, M10 X 1.5, NI	2
14	06943	(0000–) Screw, Hex, M6 X 1.00 X 20, 8.8	1
15	32483	(0000–) Washer, Flat, 0.25, Sae	1
16	08708	(0000–) Nut, Hex, Lock, M6 X 1.00, NI	1

Fig. 22 – Positive Solution Control Drain Group

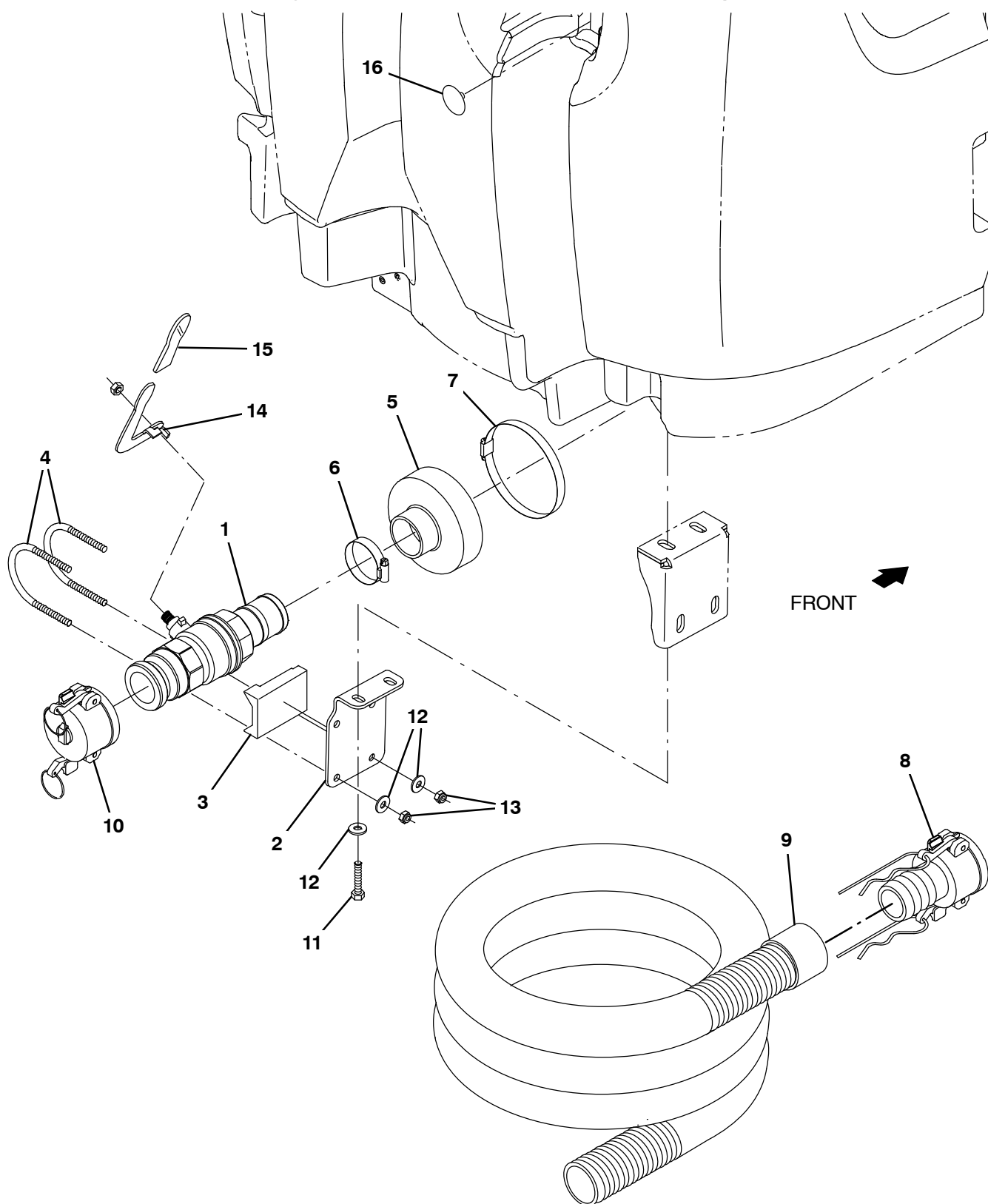


Fig. 22 – Positive Solution Control Drain Group

Ref.	Part No.	Serial Number	Description	Qty.
1	1213186	(0000–) Valve, Ball, Drain, 2.00id, Rh	1
2	1212006	(0000–) Bracket, Mtg, Valve, Drain	1
3	1213118	(0000–) Support, Valve, Drain	1
4	1213182	(0000–) Clamp, Valve, U-Bolt	2
5	1211963	(0000–) Cuff, Hose, 5.0 / 2.0 Id	1
6	22297	(0000–) Clamp, Hose, Wormdrive, 1.56–2.50d, .50w	1
7	1201434	(0000–) Clamp, Hose, Wormdrive, 4.63–5.50, 0.5w	1
8	1213392	(0000–) Fitting, Coupler, Hose, Shank, Fem	1
9	1213206	(0000–) Hose Assy, W/1 Cuff, 2.0 Id 120.0 L	1
10	1214326	(0000–) Rework, Dust Cap, Valve, Drain	1
11	12333	(0000–) Screw, Hex, M8 X 1.25 X 25, Ss, NI	2
12	01685	(0000–) Washer, Flat, 0.38b 0.88d .08, Ss	6
13	08713	(0000–) Nut, Hex, Lock, M8 X 1.25, NI, Ss	4
14	1212366	(0000–) Handle, Valve	1
15	1213362	(0000–) Grip, Handle, Valve	1
16	1074075	(0000–) Plug, Hole, Rnd, 0.25H, 1.00D 0.61L, Nyl	1

Fig. 23 - Telemetry Group

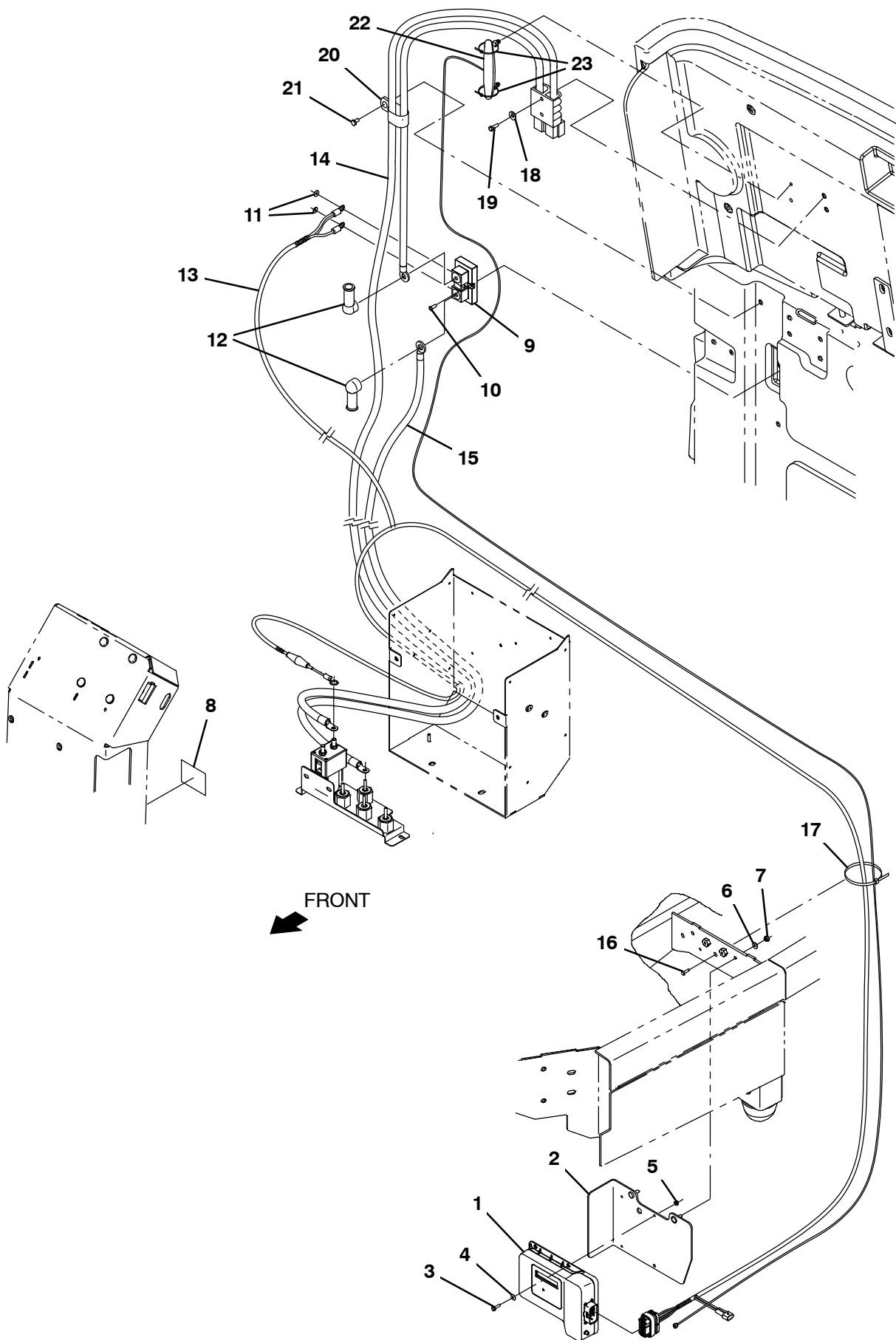
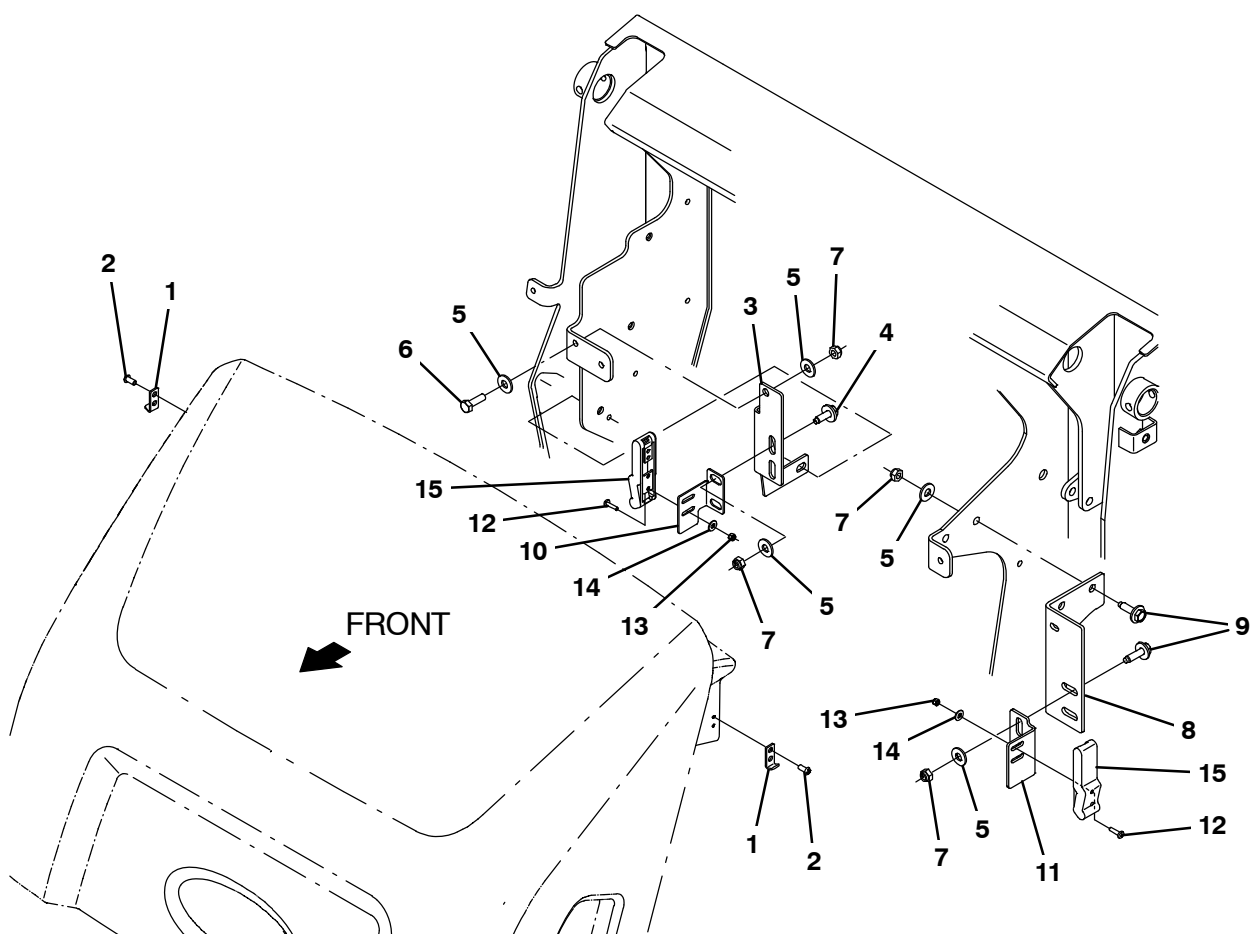
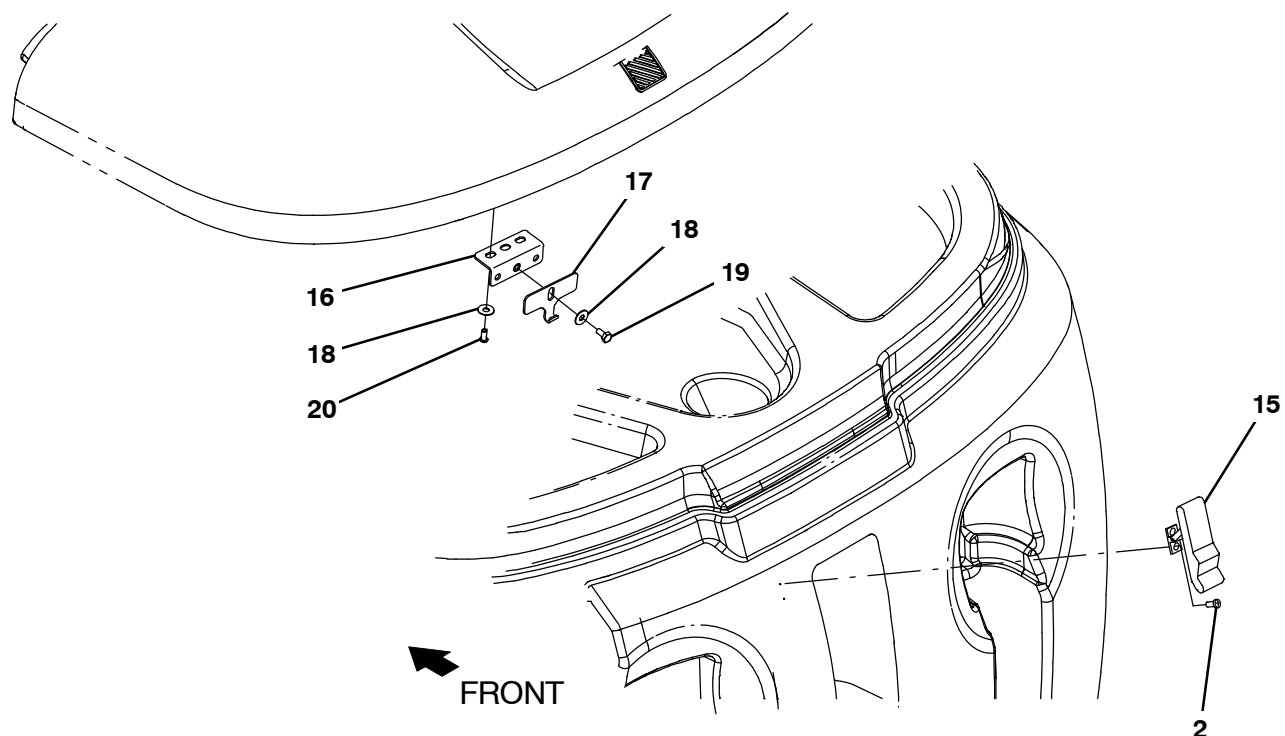


Fig. 23 – Telemetry Group

Ref.	Part No.	Serial Number	Description	Qty.
1	1070541	(0000-) Controlbox Assy, Telem	1
2	1207701	(0000-) Bracket Wldt, Mtg, Telem	1
3	24199	(0000-) Screw, Hex, M5 X 0.80 X 16, Ss	2
4	01683	(0000-) Washer, Flat, 10, Ss	2
5	06549	(0000-) Nut, Hex, Lock, M5 X 0.80, NI	2
6	32483	(0000-) Washer, flat, 0.25, Sae	2
7	08708	(0000-) Nut, Hex, Lock, M6 X 1.00, NI	2
8	1069580	(0000-) Label, Opertnl, Telem [Fcc/lc]	1
9	1070757	(0000-) Shunt, 050mv 400a	1
10	06927	(0000-) Screw, Pan, Phl, M4 X 0.70 X 16, 4.8	2
11	07514	(0000-) Washer, Lock, Int, 10, Ss	2
12	611221	(0000-) Boot, Terminal, Battery, 25.4mm, Blk	2
▽ 13	1073059	(0000-) Harness, Ele [Telemetry, T17]	1
▲ 9009990		(0000-) Fuse, 002a, 250vdc, Cartridge	1
14	1074600	(0000-) Cable, Battery, 2/0GA [M17, Telem]	1
15	1074601	(0000-) Cable, 2/0Ga 61.0L Blk [M6 Ring/M9 Ring]	1
16	1071085	(0000-) Clip, Tie, 0.25d, Plstc	1
17	763114	(0000-) Tie, Cable, 11.3l, 2.75d Max	2
18	32483	(0000-) Washer, Flat, 0.25, Sae	2
19	33930	(0000-) Screw, Hex, M6 X 1.00 X 40, Ss	2
20	09570	(0000-) Clamp, Cable, Stl, 0.90d X 0.62w, 1hole	3
21	09740	(0000-) Screw, Hex, M8 X 1.25 X 20, Ss	3
22	1070658	(0000-) Antenna, Telem, 187 In [Gprs]	1
23	1210807	(0000-) Wire, Tie [W/.25" fir Tree clip]	2

Fig. 24 – Transport Group



356503

Fig. 24 – Transport Group

Ref.	Part No.	Serial Number	Description	Qty.
1	1226647	(0000–) Bracket, Mtg, Latch, Keeper	2
2	382320	(0000–) Screw, Pan, Phl, 12–16 X 0.50, F/ Plstc	6
3	1225991	(0000–) Bracket, Sppt, Transport [M17]	1
4	1037346	(0000–) Screw, Hex, M8 X 1.25 X 25, 9.8, Sems	2
5	01685	(0000–) Washer, Flat, 0.38b 0.88d .08, Ss	8
6	09010	(0000–) Screw, Hex, M8 X 1.25 X 25, Ss	1
7	08709	(0000–) Nut, Hex, Lock, M8 X 1.25, NI	7
8	1226043	(0000–) Bracket, Sppt, Transport [M17]	1
9	1037354	(0000–) Screw, Hex, M8 X 1.25 X 30, 9.8, Sems	4
10	1226000	(0000–) Angle, Mtg, Transport	1
11	1226049	(0000–) Angle, Mtg, Transport [M17]	1
12	06927	(0000–) Screw, Pan, Phl, M4 X 0.70 X 16, 4.8	4
13	33932	(0000–) Nut, Hex, Lock, M4 X 0.70, NI, Ss	4
14	01683	(0000–) Washer, Flat, 10, Ss	4
15	49800	(0000–) Latch	3
16	1040800	(0000–) Bracket, Latch, Cover	1
17	1040634	(0000–) Plate, Hook, Latch	1
18	01684	(0000–) Washer, Flat, 0.27b 0.69d .05, Ss	3
19	09744	(0000–) Screw, Hex, M6 X 1.00 X 12, Ss	1
20	222267	(0000–) Screw, Pan, Phl, 06–20 X 0.50, Fmg/Ab	2

Fig. 25 – Battery Slide Out Group

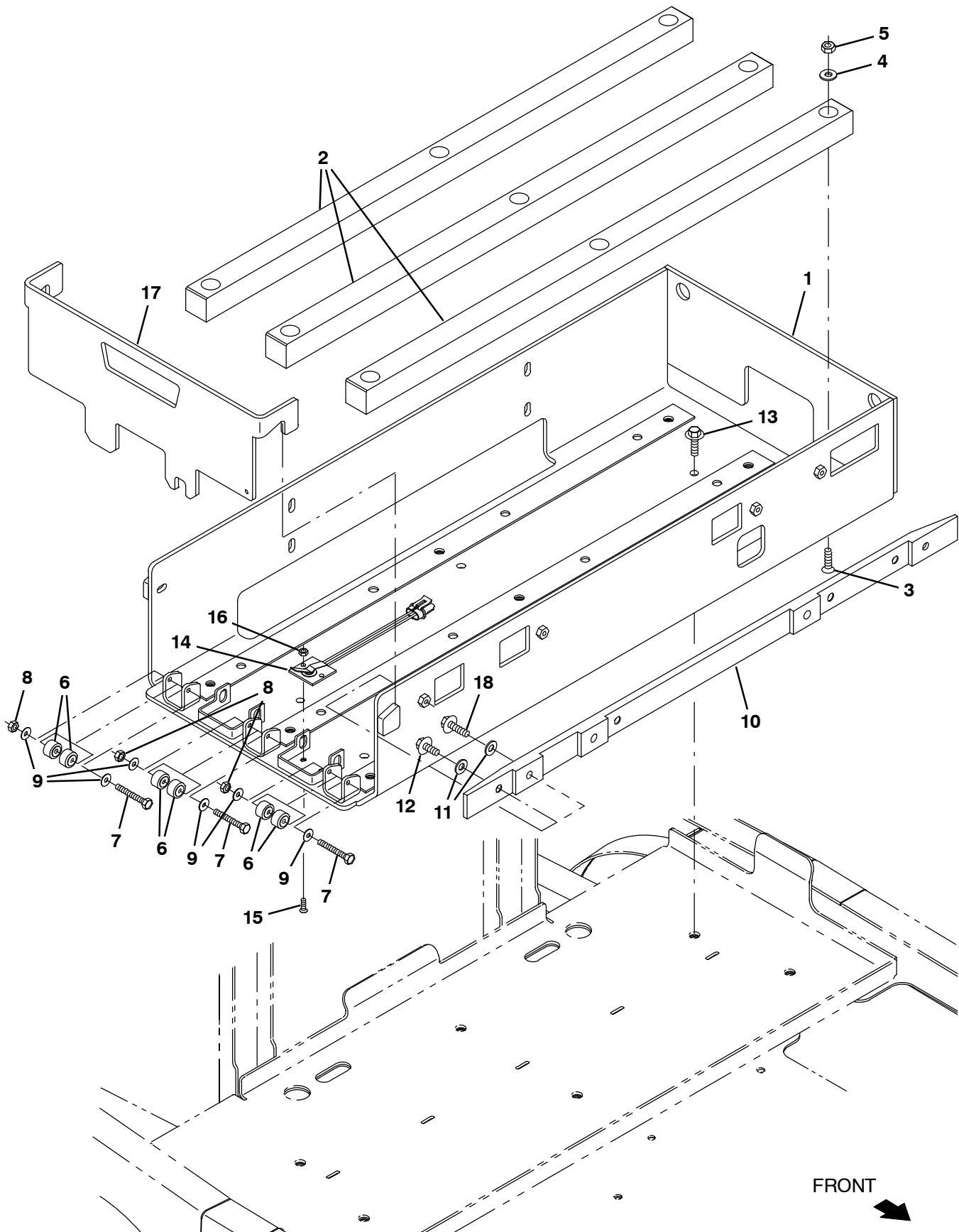
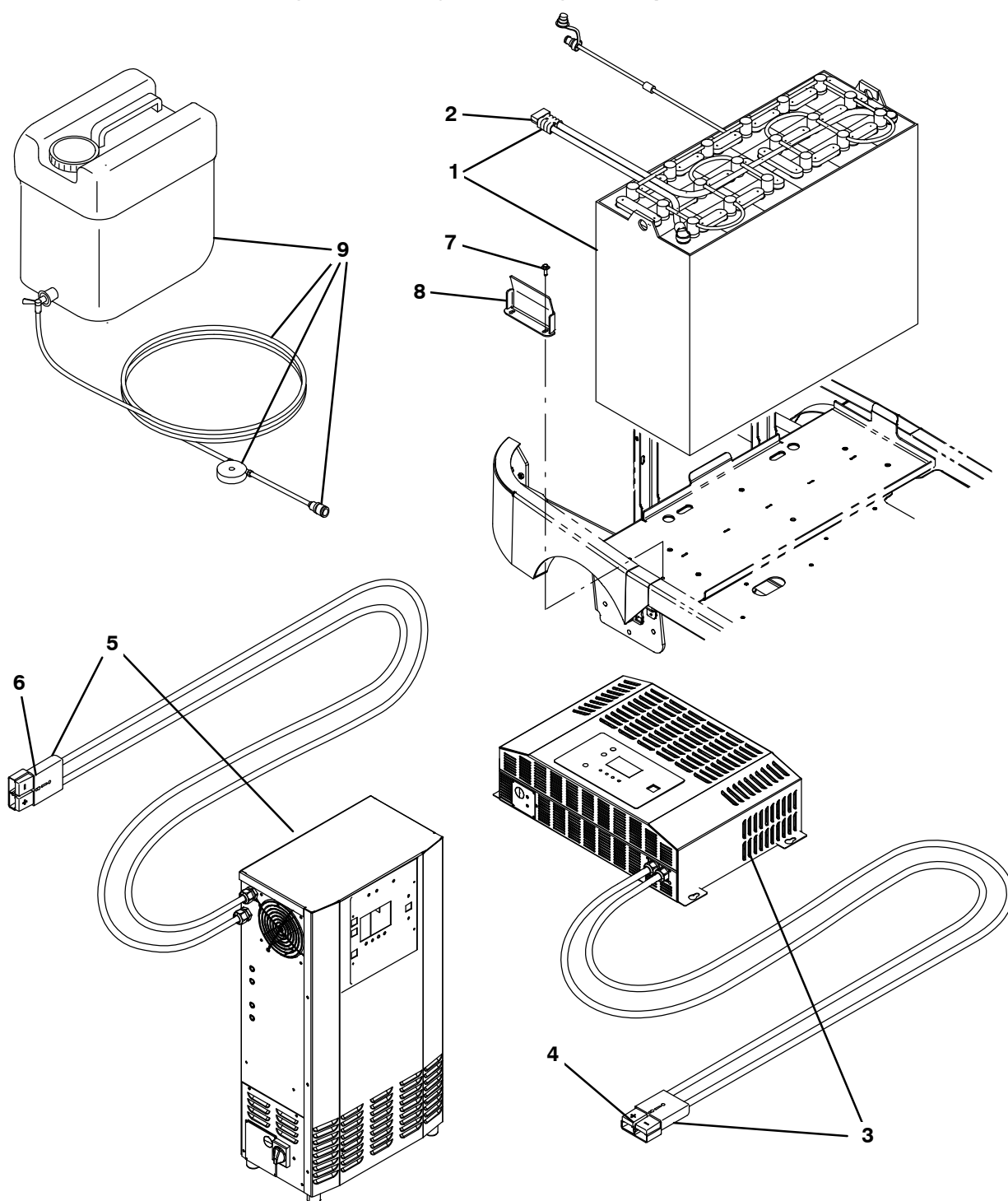


Fig. 25 – Battery Slide Out Group

Ref.	Part No.	Serial Number	Description	Qty.
1	1225437	(0000–0499) Tray Wldt, Ro Battery, [T17]	1
1	1241249	(0500–) Tray Wldt, Ro Battery	1
2	1208527	(0000–) Plate, Plstc, Bat Rollout	3
3	79506	(0000–) Screw, Flt, Soc, M8 X 1.25 X 30, Ss	9
4	01685	(0000–) Washer, Flat, 0.38b 0.88d .08, Ss	9
5	08713	(0000–) Nut, Hex, Lock, M8 X 1.25, NI, Ss	9
6	369415	(0000–) Bearing, Needle, 0.25b 0.88d 0.50w	6
7	58979	(0000–) Screw, Hex, M6 X 1.00 X 55, FI, Ss	3
8	08712	(0000–) Nut, Hex, Lock, M6 X 1.00, NI, Ss	3
9	01684	(0000–) Washer, Flat, 0.27b 0.69d .05, Ss	6
10	1209368	(0000–) Plate, Guide, Battery Rollout [T17]	1
11	39349	(0000–) Washer, Flat, 0.31, Sae	4
12	09740	(0000–) Screw, Hex, M8 X 1.25 X 20, Ss (Large Battery)	4
13	1037355	(0000–) Screw, Hex, M8 X 1.25 X 35, 9.8, Sems	6
14	1210673	(0000–) Switch, Limit, N.C. [Cpi, Spst, 280 Mp]	1
15	09120	(0000–) Screw, Flt, Soc, M5 X 0.80 X 16, 10.9	2
16	06549	(0000–) Nut, Hex, Lock, M5 X 0.80, NI	2
17	1208673	(0000–0499) Plate, Door, Battery Rollout [T17]	1
17	1241253	(0500–) Plate, Door, Battery Rollout [T17/M17]	1
18	1037355	(0000–) Screw, Hex, M8 X 1.25 X 35, 9.8, Sems (Small Battery)	6

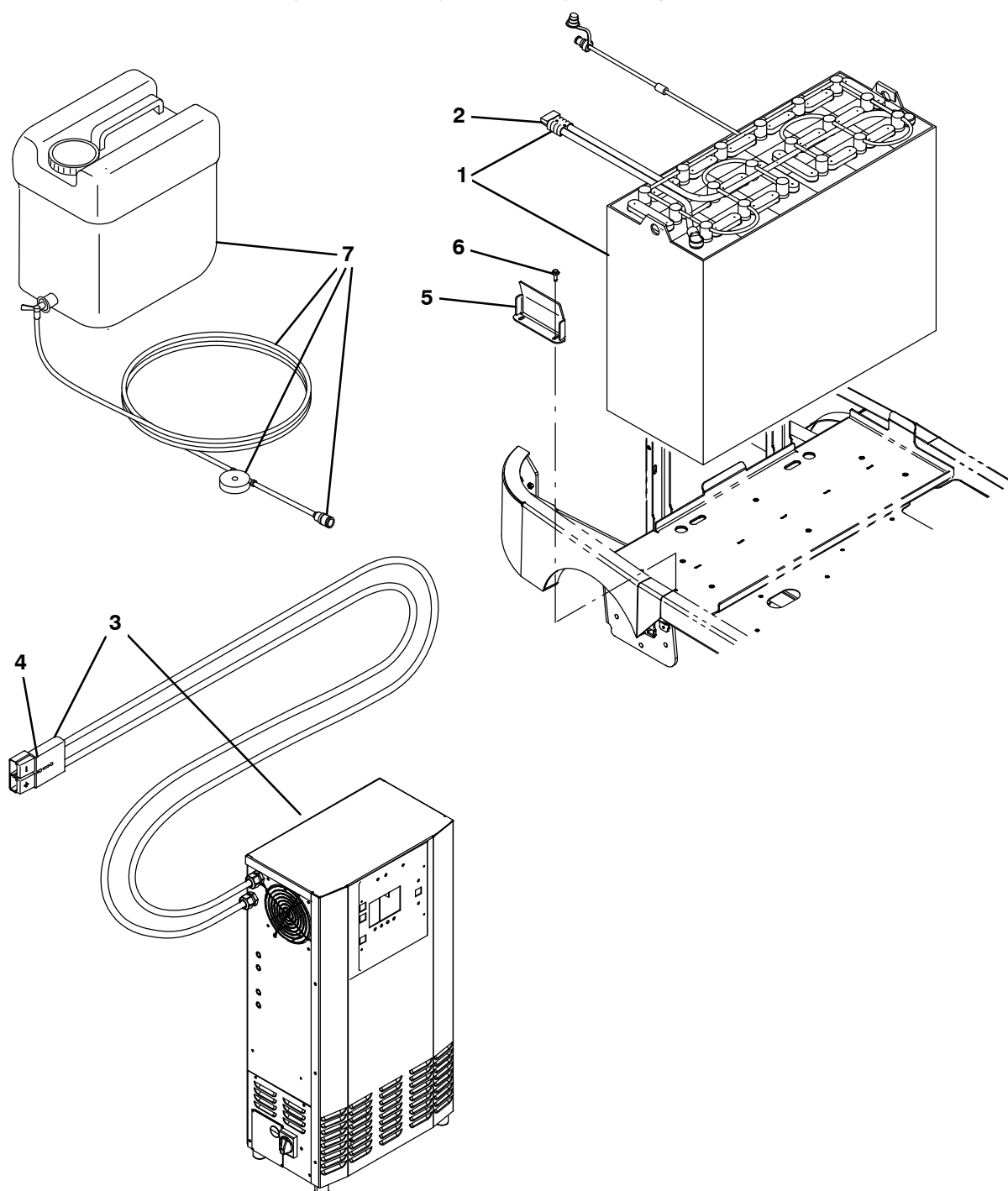
Fig. 26 – Battery and Charger Group, 625AH



356670– CE

Ref.	Part No.	Serial Number	Description	Qty.
▽	1	1210977	(0000–) Battery, Wet, 36Vdc, 625Ah [W/Watering]	1
▲	2	01726	(0000–) Connector, 350a, Gray	1
▽	3	1232901	(0000–) Charger, 36Vdc/80A, 200–240Vac 1Ph	1
▲	4	01726	(0000–) Connector, 350a, Gray	1
▽	5	1217681	(0000–) Charger, 36Vdc/80A, 380–415Vac 3Ph	1
▲	6	01726	(0000–) Connector, 350a, Gray	1
	7	1206951	(0000–) Bracket, Front, Battery	1
	8	1037354	(0000–) Screw, Hex, M8 X 1.25 X 30, 9.8 Sems	2
	9	1072526	(0000–) Tank, Water, 30.0L, Battery Fill sys	1

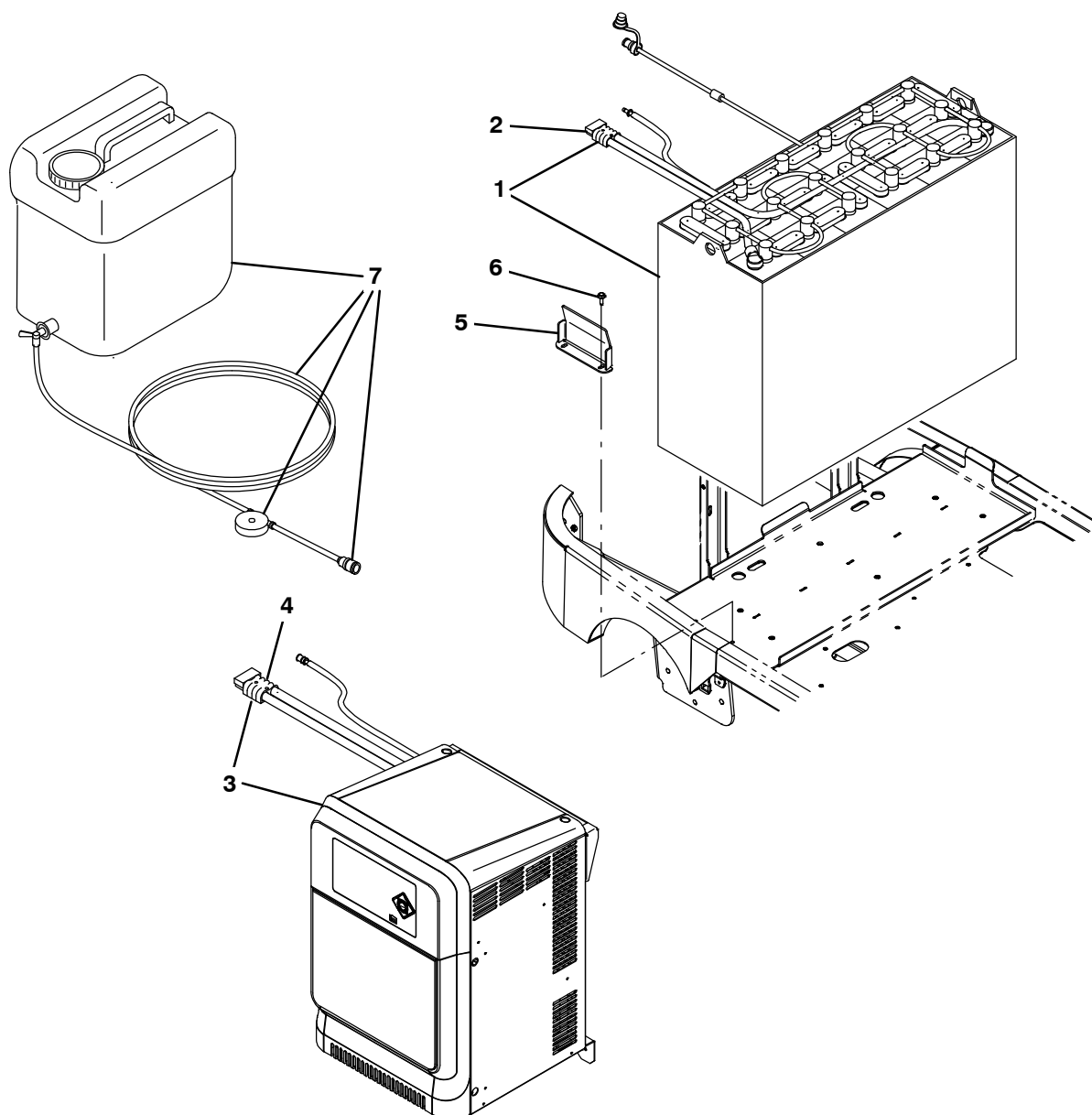
Fig. 27 – Battery and Charger Group, 775AH



356671 – CE

Ref.	Part No.	Serial Number	Description	Qty.
▽	1	1210978	(0000–) Battery, Wet, 36Vdc, 775Ah [W/Watering]	1
▲	2	01726	(0000–) Connector, 350a, Gray	1
▽	3	1207935	(0000–) Charger, 36Vdc/120A, 380–415Vac 3Ph	1
▲	4	01726	(0000–) Connector, 350a, Gray	1
	5	1206951	(0000–) Bracket, Front, Battery	1
	6	1037354	(0000–) Screw, Hex, M8 X 1.25 X 30, 9.8 Sems	2
	7	1072526	(0000–) Tank, Water, 30.0L, Battery Fill sys	1

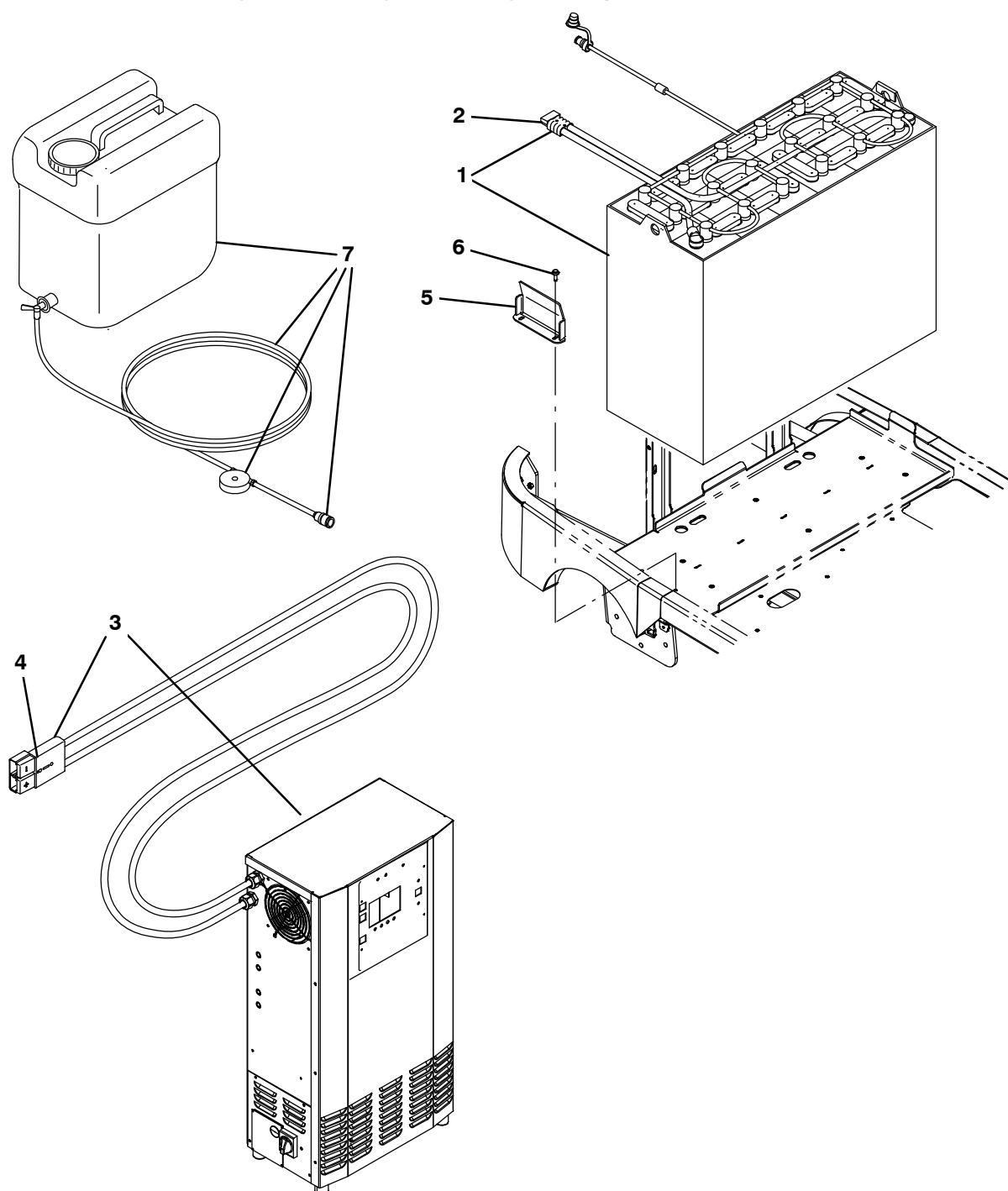
Fig. 28 – Battery and Charger Group, 775AH, Opportunity Charging



356672-CE

	Ref.	Part No.	Serial Number	Description	Qty.
▽	1	1225537	(0000-) Battery, Wet, 36Vdc, 775Ah [Opportunity]	1
▲	2	01726	(0000-) Connector, 350a, Gray	1
▽	3	1225535	(0000-) Charger, 36Vdc 195A 400Vac [Opportunity]	1
▲	4	01726	(0000-) Connector, 350a, Gray	1
	5	1206951	(0000-) Bracket, Front, Battery	1
	6	1037354	(0000-) Screw, Hex, M8 X 1.25 X 30, 9.8 Sems	2
	7	1072526	(0000-) Tank, Water, 30.0L, Battery Fill sys	1

Fig. 29 – Battery and Charger Group, 860AH Iron Clad



356671 – CE

Ref.	Part No.	Serial Number	Description	Qty.
▽	1	1238133	(0000–) Battery, Iron Clad, 36vdc, 860ah W/Water	1
▲	2	01726	(0000–) Connector, 350a, Gray	1
▽	3	1207935	(0000–) Charger, 36Vdc/120A, 380–415Vac 3Ph	1
▲	4	01726	(0000–) Connector, 350a, Gray	1
	5	1206951	(0000–) Bracket, Front, Battery	1
	6	1037354	(0000–) Screw, Hex, M8 X 1.25 X 30, 9.8 Sems	2
	7	1072526	(0000–) Tank, Water, 30.0L, Battery Fill sys	1

Fig. 30 – Pressure Washer Wand and Cover Group (0500–)

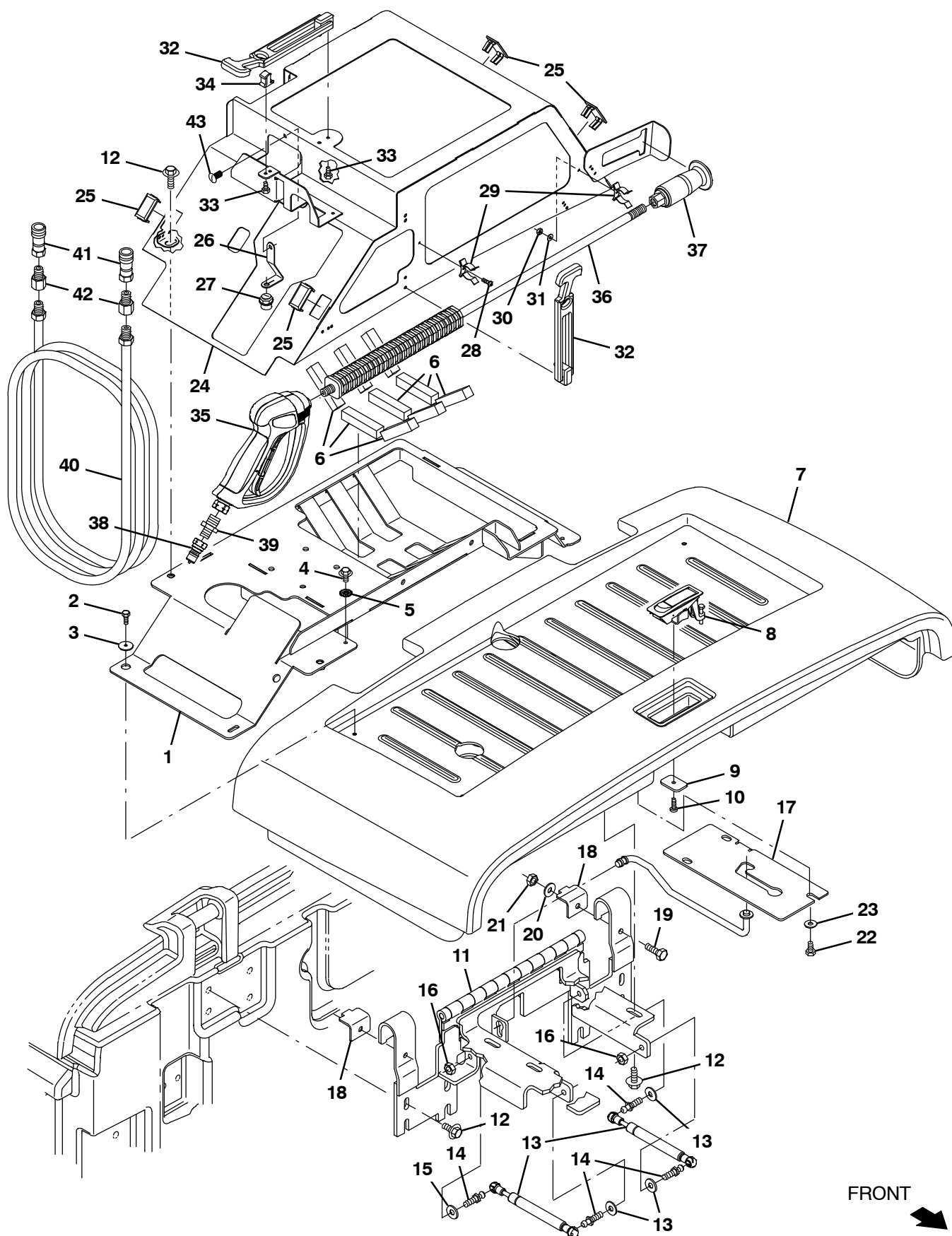


Fig. 30 – Pressure Washer Wand and Cover Group (0500–)

Ref.	Part No.	Serial Number	Description	Qty.	
1	9018850	(0500–)	Brkt Kit, Press Wash, Afmkt [T/M17]	1	
2	12312	(0500–)	Screw, Hex, M5 X 0.80 X 12, 8.8	4	
3	397779	(0500–)	Washer, Flat, 0.28b 1.00d .06, Stl, Blk	1	
4	222158	(0500–)	Screw, Hex, M6 X 1.00 X 10, Fmg	1	
5	41140	(0500–)	Washer, Lock, Int–Ext, 0.25	1	
6	1239531	(0500–)	Seal, Rbr, Clsd, 0.63, 0.63, 3.0l	1	
7	9018979	(0500–)	Cover, Battery, Pw, Dv, Na [T/M17]	1	
7	9018981	(0500–)	Cover, Battery, Pw, Dv, Ohg [T/M17]	1	
8	398806	(0500–)	Latch	1	
9	1208748	(0500–)	Plate, Latch [T17]	1	
10	06935	(0500–)	Screw, Pan, Phl, M5 X 0.80 X 25, 4.8	1	
11	1225700	(0500–)	Hinge Wldt, Cover, Battery	1	
12	1020341	(0500–)	Screw, Hex, M8 X 1.25 X 20, Ss, Sems	12	
13	1245866	(0500–)	Gasspring, 90lb, 3.15strk	2	
14	1241509	(0500–)	Stud, Ball, 10mm Ball, M8x1.25	4	
15	32491	(0500–)	Washer, Flat, 0.31, Std	4	
16	08713	(0500–)	Nut, Hex, Lock, M8 X 1.25, NI, Ss	4	
17	1225704	(0500–)	Plate, Mtg, Cover	1	
18	1207130	(0500–)	Bracket, Retain, Hinge, Cover	2	
19	09010	(0500–)	Screw, Hex, M8 X 1.25 X 25, Ss	2	
20	01685	(0500–)	Washer, Flat, 0.38b 0.88d .08, Ss	2	
21	08713	(0500–)	Nut, Hex, Lock, M8 X 1.25, NI, Ss	2	
22	15678	(0500–)	Screw, Hex, M6 X 1.00 X 16, Ss	3	
23	32490	(0500–)	Washer, Flat, 0.25, Std	3	
24	9018847	(0500–)	Cover Kit, Press Wash, Afmkt [T/M17]	1	
25	57772	(0500–)	Plug, Hole, Rt, 1.45 X 0.83, Blk Nyl	4	
▽	9018841	(0500–)	Plug Kit, Press Wash, Pump, Afmkt[T/M17]	1	
▲	26	1243644	(0500–)	Strap, Plug	1
▲	27	1243645	(0500–)	Plug, Oil	1
28	06927	(0500–)	Screw, Pan, Phl, M4 X 0.70 X 16, 4.8	2	
29	23446	(0500–)	Clip, Grip, Finger, 0.31–0.75d, Nk Pl	2	
30	02850	(0500–)	Nut, Hex, Lock, M4 X 0.70, NI	2	
31	41579	(0500–)	Washer, Flat, 08, Ss	2	
32	1244570	(0500–)	Latch, Draw	1	
33	09244	(0500–)	Screw, Hex, M5 X 0.80 X 16, 8.8	3	
34	1244906	(0500–)	Keeper, Latch, Draw	1	
▽	9018842	(0500–)	Wand Kit, Press Wash, Afmkt [T/M17]	1	
▲	35	1039042	(0500–)	Handle, Gun, Trigger	1
▲	36	1039044	(0500–)	Wand, Str, Ss, 28l	1
▲	37	1238513	(0500–)	Nozzle, Press Washer	1
▲	38	1042191	(0500–)	Fitting, Ss, Qdc, Mal	1
▲	39	1044428	(0500–)	Fitting, Brs, Str, Pm04/Pm06 [Hp]	1
▽	9018844	(0500–)	Hose Kit, Press Wash, Afmkt [T/M17]	1	
▲	40	1039056	(0500–)	Hose, Rbr, 25ft	1
▲	41	1042051	(0500–)	Fitting, Ss, Qdc, Fem	2
▲	42	1042772	(0500–)	Fitting, Brs, Str, Pf06/Pm04	2
43	21168	(0500–)	Plug, Hole, Rnd, 0.25h 0.8l, Brb, Nyl	1	

Fig. 31 – Pressure Washer Solution Supply Group (0500–)

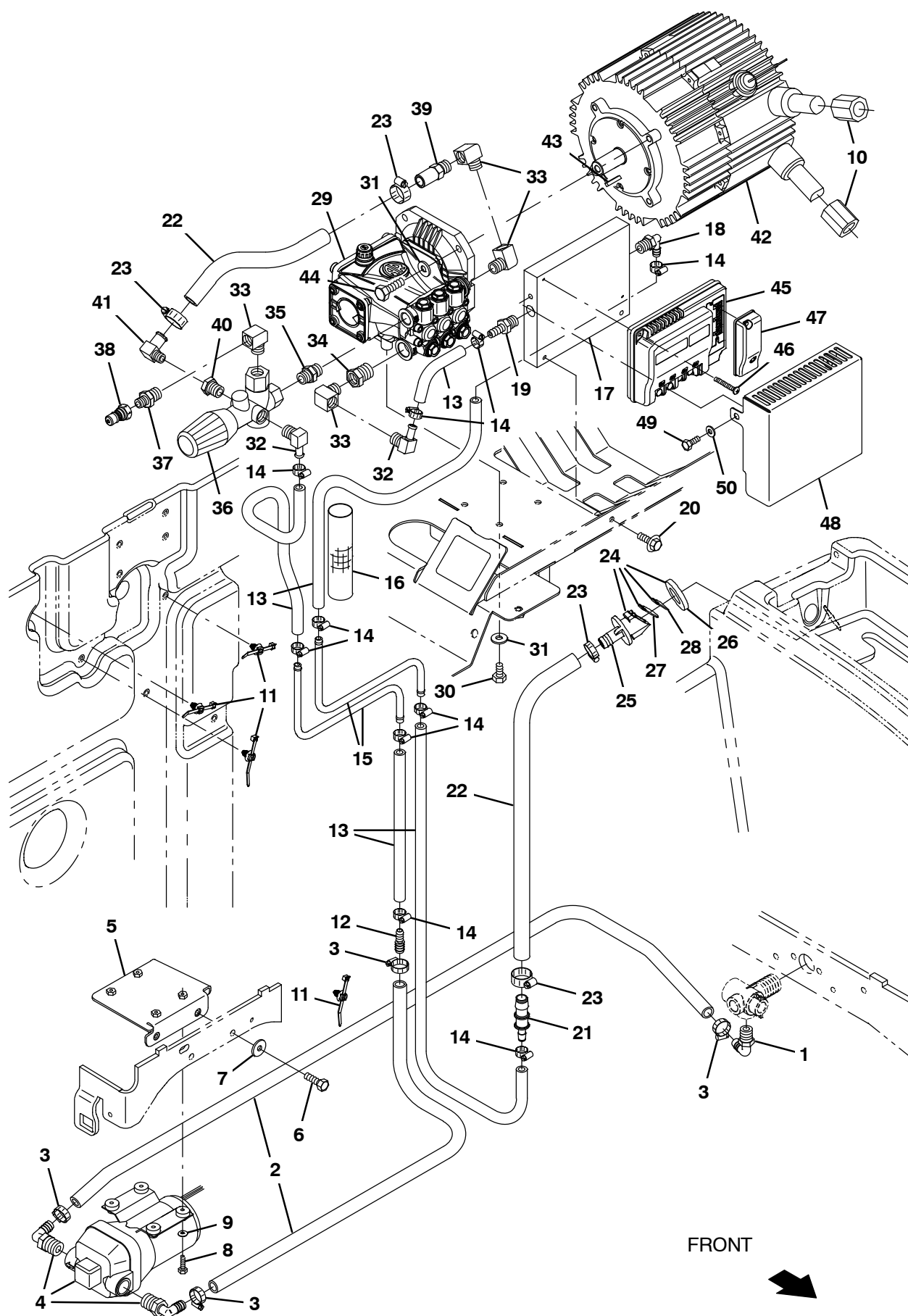
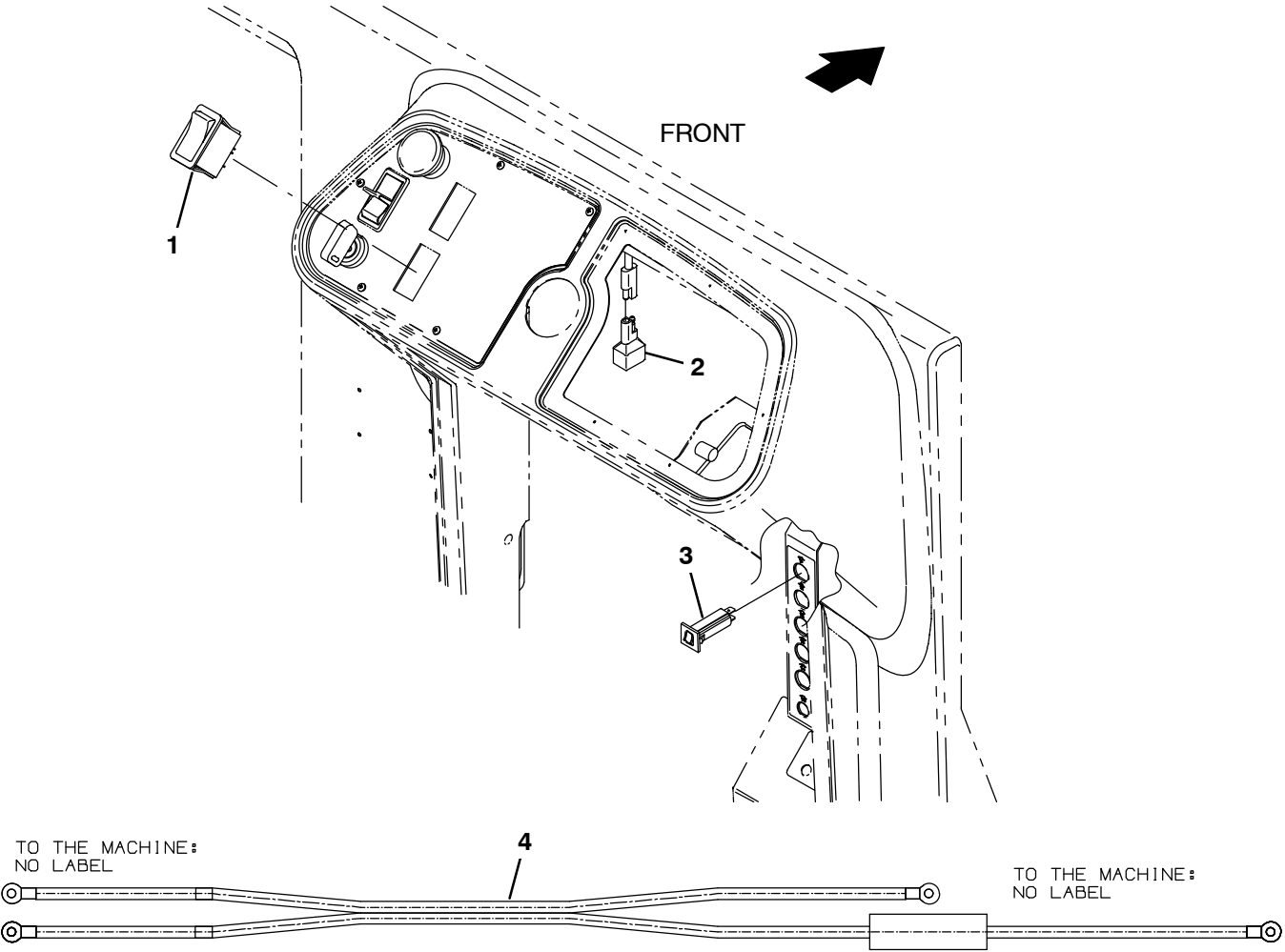


Fig. 31 – Pressure Washer Solution Supply Group (0500–)

Ref.	Part No.	Serial Number	Description	Qty.	
1	64778	(0500–)	Fitting, Plstc, E90, Bm08/Pm06	1	
2	1011412	(0500–)	Hose, Afmkt, Pvc, Brd, 0.50id, 08ft, Clr	1	
3	54333	(0500–)	Clamp, Hose, Wormdrive, 0.31–0.88d, .31w	4	
4	1242823	(0500–)	Pump, Soltn, Ele, 36vdc, 45psi	1	
5	1244427	(0500–)	Plate Wldt, Pump	1	
6	09010	(0500–)	Screw, Hex, M8 X 1.25 X 25, Ss	2	
7	1017218	(0500–)	Washer, Flat, 0.32b 1.00d .12, Ss	2	
8	12316	(0500–)	Screw, Hex, M5 X 0.80 X 25, Ss	4	
9	01683	(0500–)	Washer, Flat, 10, Ss	4	
10	1052126	(0500–)	Inductor, 12.7mmid [156 Imp At 25mhz]	2	
11	1210807	(0500–)	Wire, Tie [W/.25” Fir Tree Clip]	1	
12	222375	(0500–)	Fitting, Plstc, Str, Bm06/Bm08	1	
13	1014977	(0500–)	Hose, Afmkt, Pvc, Brd, 0.38id, 12ft, Clr	1	
14	43844	(0500–)	Clamp, Hose, Wormdrive, 0.25–0.62d, .31w	10	
15	1240293	(0500–)	Tube, Water, Pressure Washer	2	
16	87677	(0500–)	Sleeve, Nyl, 1.22id 20.0l	1	
17	1241608	(0500–)	Block, Cooling, Press Wash	1	
18	150412	(0500–)	Fitting, Plstc, E90, Bm06/Pm06	1	
19	150538	(0500–)	Fitting, Plstc, Str, Bm06/Pm06	1	
20	1020341	(0500–)	Screw, Hex, M8 X 1.25 X 20, Ss, Sems	2	
21	1243167	(0500–)	Fitting, Brs, Str, Bm06/Pf08	1	
22	1015026	(0500–)	Hose, Afmkt, Pvc, Brd, 0.62id, 03ft, Clr	1	
23	63810	(0500–)	Clamp, Hose, Wormdrive, 0.56–1.06d, .56w	2	
▽	24	9014338	(0500–)	Valve Kit, Check, Es [T17]	1
▲	25	78840	(0500–)	Valve, Check, Pump, Water	1
▲	26	73342	(0500–)	Gasket, .25 1.88d 1.0id [Poron]	1
▲	27	78841	(0500–)	Flapper, Valve, Pump, Water	1
▲	28	1217187	(0500–)	Flap, Restrictor, Check Valve	1
	29	1236318	(0500–)	Pump, Pressure Washer	1
	30	16735	(0500–)	Screw, Hex, M8 X 1.25 X 16, 8.8	4
	31	32491	(0500–)	Washer, Flat, 0.31, Std	8
	32	1243150	(0500–)	Fitting, Brs, E90, Bm06/Pm06	2
	33	24584	(0500–)	Fitting, Brs, E90, Pf06/Pm06, Spcl	4
	34	47167	(0500–)	Fitting, Brs, Str, Pf06/Pm08	1
	35	1224331	(0500–)	Fitting, Brs, Str, Pm06/Pm06	1
	36	1239018	(0500–)	Valve, Needle, [M17/T17]	1
	37	1044428	(0500–)	Fitting, Brs, Str, Pm04/Pm06 [Hp]	1
	38	1042191	(0500–)	Fitting, Ss, Qdc, Mal	1
	39	1242000	(0500–)	Valve, Pop–Off, 3500 Psi	1
	40	150006	(0500–)	Fitting, Brs, Str, Pf04/Pm06, Bshg	1
	41	1045888	(0500–)	Fitting, Brs, E90, Bm10/Pm04	1
	42	1239141	(0500–)	Motor, Ele, 24–72vdc 3400rpm 6.71hp	1
	43	00912	(0500–)	Key, Sq, 0.19 X 0.19, 1.00l	1
	44	21198	(0500–)	Screw, Hex, .38–16 X 1.25, G5	4
	45	1238746	(0500–)	Controller, Propel [36vdc,200a, I–Drive]	1
	46	06938	(0500–)	Screw, Pan, Phl, M5 X 0.80 X 40, 4.8	2
	47	1241005	(0500–)	Cover Assy, I–Drive	1
	48	1239673	(0500–)	Cover, Wash, Press [I–Drive]	1
	49	06942	(0500–)	Screw, Hex, M6 X 1.00 X 16, 8.8	2
	50	32483	(0500–)	Washer, Flat, 0.25. Sae	2

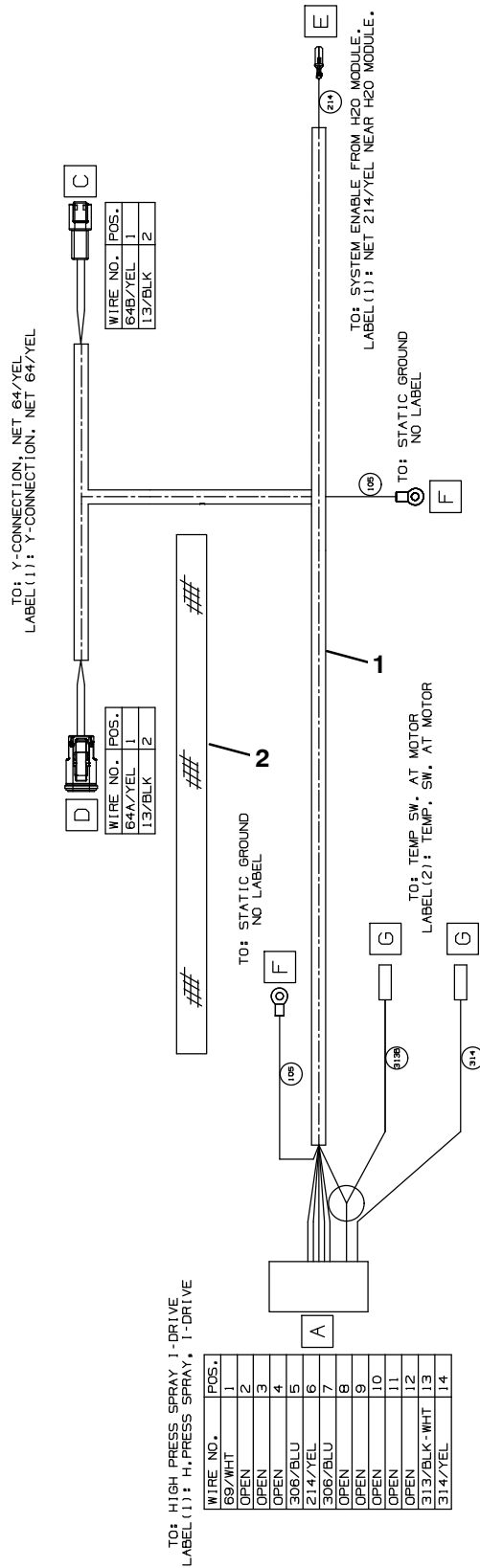
Fig. 32 – Pressure Washer Electrical Group (0500–)



356874

Ref.	Part No.	Serial Number	Description	Qty.
1	398500	(0500–)	Switch, Rocker, Dpdt, On / None / On	1
2	1056982	(0500–)	Diode, Ele, Plug	1
3	1064188	(0500–)	Circuitbreaker, 15.0a, Resetable	1
4	1076436	(0500–)	Cable Assy, 04ga, Fuse [Press Wash, M17]	1

Fig. 33 – Pressure Washer Electrical Wire Harness Group (0500–)



356875

Ref.	Part No.	Serial Number	Description	Qty.
1	1076449	(0500–)	Harness, Ele [Pressure Washer, M17/T17]	1
2	87677	(0500–)	Sleeve, Nyl, 1.22id 20.0l	1

Fig. 34 – Steel Hopper and Bumper Group (0500–)

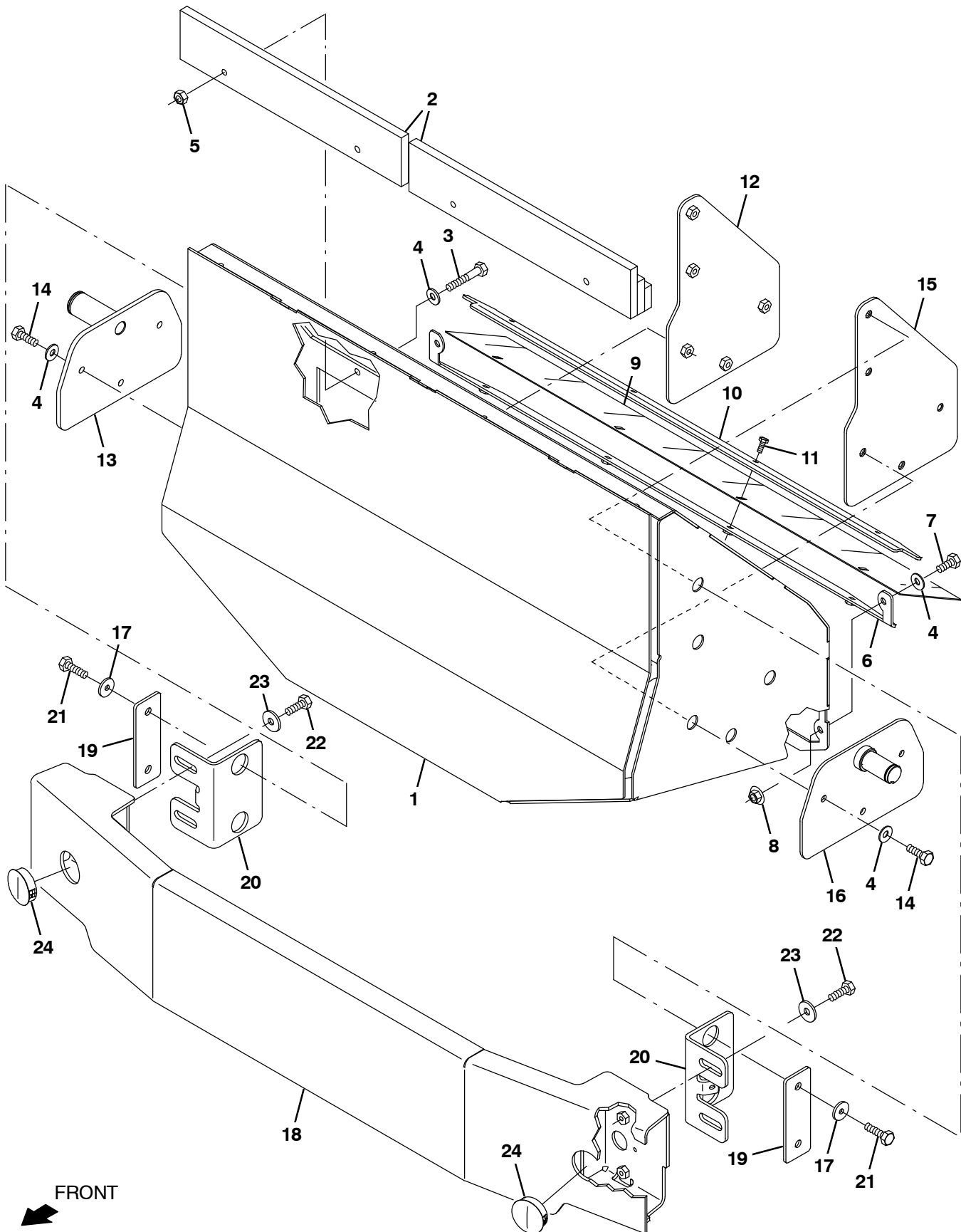


Fig. 34 – Steel Hopper and Bumper Group (0500–)

Ref.	Part No.	Serial Number	Description	Qty.
1	1230492	(0500–)	Hopper, Steel	1
2	1238205	(0500–)	Bar Wldt, Weight, Hppr	2
3	222504	(0500–)	Screw, Hex, M8 X 1.25 X 55, Ss	4
4	32491	(0500–)	Washer, Flat, 0.31, Std	12
5	08713	(0500–)	Nut, Hex, Lock, M8 X 1.25, NI, Ss	4
6	1238253	(0500–)	Bracket Wldt, Hppr, Skirt	1
7	16931	(0500–)	Screw, Hex, M8 X 1.25 X 20, 8.8	1
8	07791	(0500–)	Nut, Hex, Flng, M8 X 1.25	1
9	1238256	(0500–)	Skirt, Front	1
10	1238255	(0500–)	Strap, Retaining, Lip	1
11	24199	(0500–)	Screw, Hex, M5 X 0.80 X 16, Ss	4
12	1230496	(0500–)	Plate Wldt, Hppr, Inner, Rh	1
13	1230954	(0500–)	Plate Wldt, Mtg, Hppr, Stl, Rh	1
14	1016399	(0500–)	Screw, Hex, M8 X 1.25 X 30, NI, Ss	3
15	1230922	(0500–)	Plate Wldt, Hppr, Inner, Lh	1
16	1230925	(0500–)	Plate Wldt, Mtg, Hppr, Stl, Lh	1
17	1017218	(0500–)	Washer, Flat, 0.32b 1.00d .12, Ss	4
18	1227172	(0500–)	Bumper Wldt, Front [Hsla]	1
19	1223190	(0500–)	Bracket, Bmpr, Hppr Mtg	2
20	1221370	(0500–)	Plate, Bmpr, Mount	2
21	59658	(0500–)	Screw, Hex, M8 X 1.25 X 35, NI, Ss	4
22	12333	(0500–)	Screw, Hex, M8 X 1.25 X 25, Ss, NI	4
23	33948	(0500–)	Washer, Flat, 0.38, Fendr	4
24	1219157	(0500–)	Plug, Hole, Rnd, 1.75h .18–.25, Blk Nyl	2

Fig. 35 – Steel Hopper Pre-Filter and Dump Door Group (0500–)

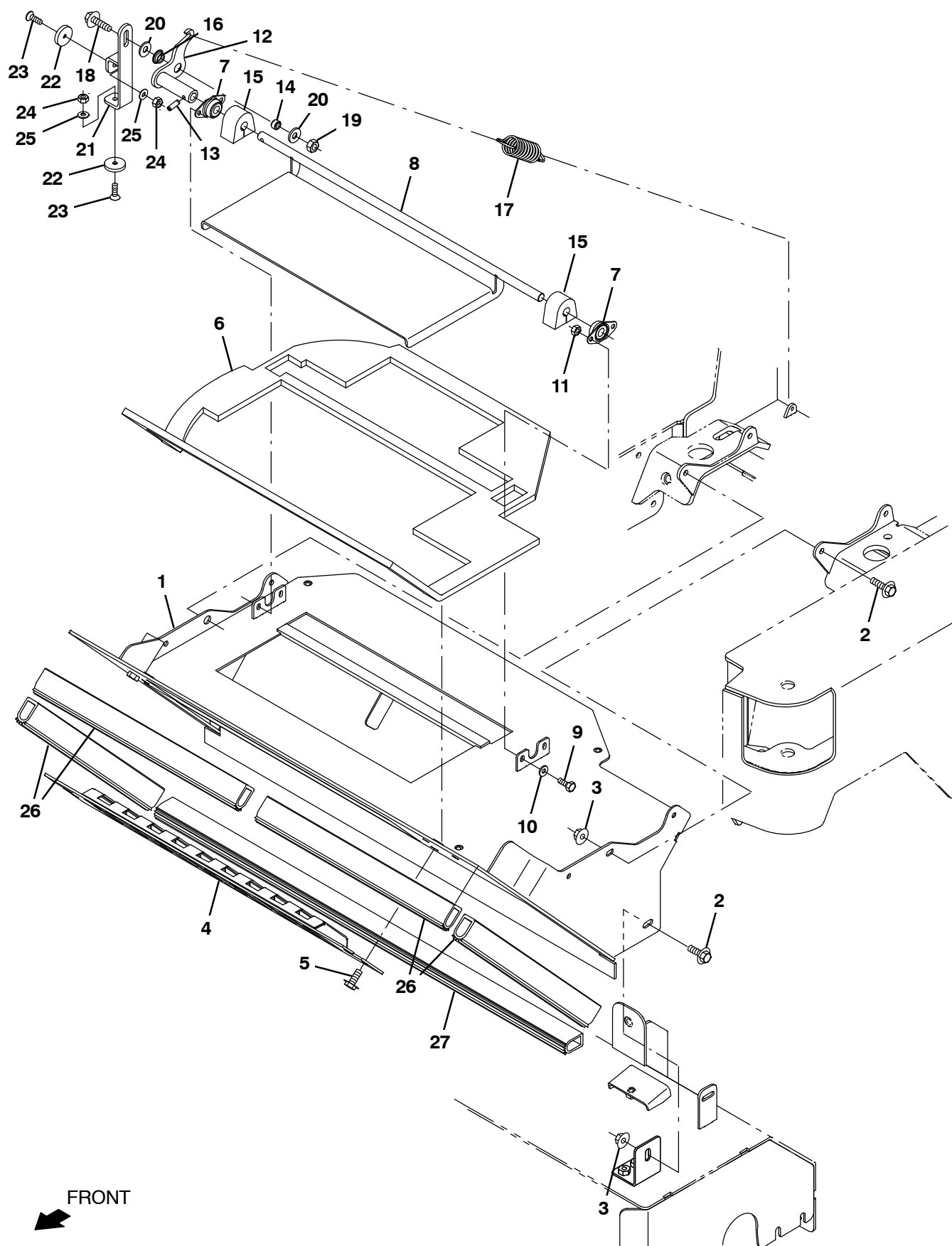


Fig. 34 – Steel Hopper Pre-Filter and Dump Door Group (0500–)

Ref.	Part No.	Serial Number	Description	Qty.
1	1230623	(0500–)	Brkt Wldt, Filter	1
2	1037346	(0500–)	Screw, Hex, M8 X 1.25 X 25, 9.8, Sems	6
3	07791	(0500–)	Nut, Hex, Flng, M8 X 1.25	6
4	1216822	(0500–)	Panel Wldt, Perma-Filter	1
5	1020341	(0500–)	Screw, Hex, M8 X 1.25 X 20, Ss, Sems	2
6	1217010	(0500–)	Gasket, Filterbox	1
7	47585	(0500–)	Bearing, Flng, 2hole, 0.50b [Nyl]	2
8	1230990	(0500–)	Door Wldt, Dump	1
9	15678	(0500–)	Screw, Hex, M6 X 1.00 X 16, Ss	4
10	32483	(0500–)	Washer, Flat, 0.25, Sae	4
11	08708	(0500–)	Nut, Hex, Lock, M6 X 1.00, NI	4
12	1223270	(0500–)	Shaft Wldt, Door, Debris, Arm	1
13	17404	(0500–)	Pin, Roll, .250d X 0.75l, .250/.256	1
14	1226674	(0500–)	Sleeve, 318B .500D Ss	1
15	1223586	(0500–)	Seal, Shaft, Door, Dump	2
16	1054662	(0500–)	Bushing, Flng, 0.50b 0.59d 0.25l	1
17	1223281	(0500–)	Spring, Extn, 1.13od 0.11wir 04.0l	1
18	1037355	(0500–)	Screw, Hex, M8 X 1.25 X 35, 9.8, Sems	1
19	08709	(0500–)	Nut, Hex, Lock, M8 X 1.25, NI	1
20	32491	(0500–)	Washer, Flat, 0.31, Std	2
21	1227453	(0500–)	Lever Wldt, Door, Dump	1
22	1223086	(0500–)	Spacer, Plstc, 0.26b 1.18d 0.20l, Nyl	2
23	16879	(0500–)	Screw, Flt, Soc, M6 X 1.00 X 20, 10.9	2
24	08712	(0500–)	Nut, Hex, Lock, M6 X 1.00, NI, Ss	2
25	01684	(0500–)	Washer, Flat, 0.27b 0.69d .05, Ss	2
▽	9015023	(0500–)	Seal Kit, Hppr, Afmkt [M17]	1
▲	26 1227096	(0500–)	Seal, Afmkt, Bulb, Str, 1.12, 0.88W 08Ft	1
▲	27 1226827	(0500–)	Seal, Bulb, Str, 1.51h .88w Adh, 32.6l	1

Fig. 36 – Direct Throw Main Brush Frame Group (0500–)

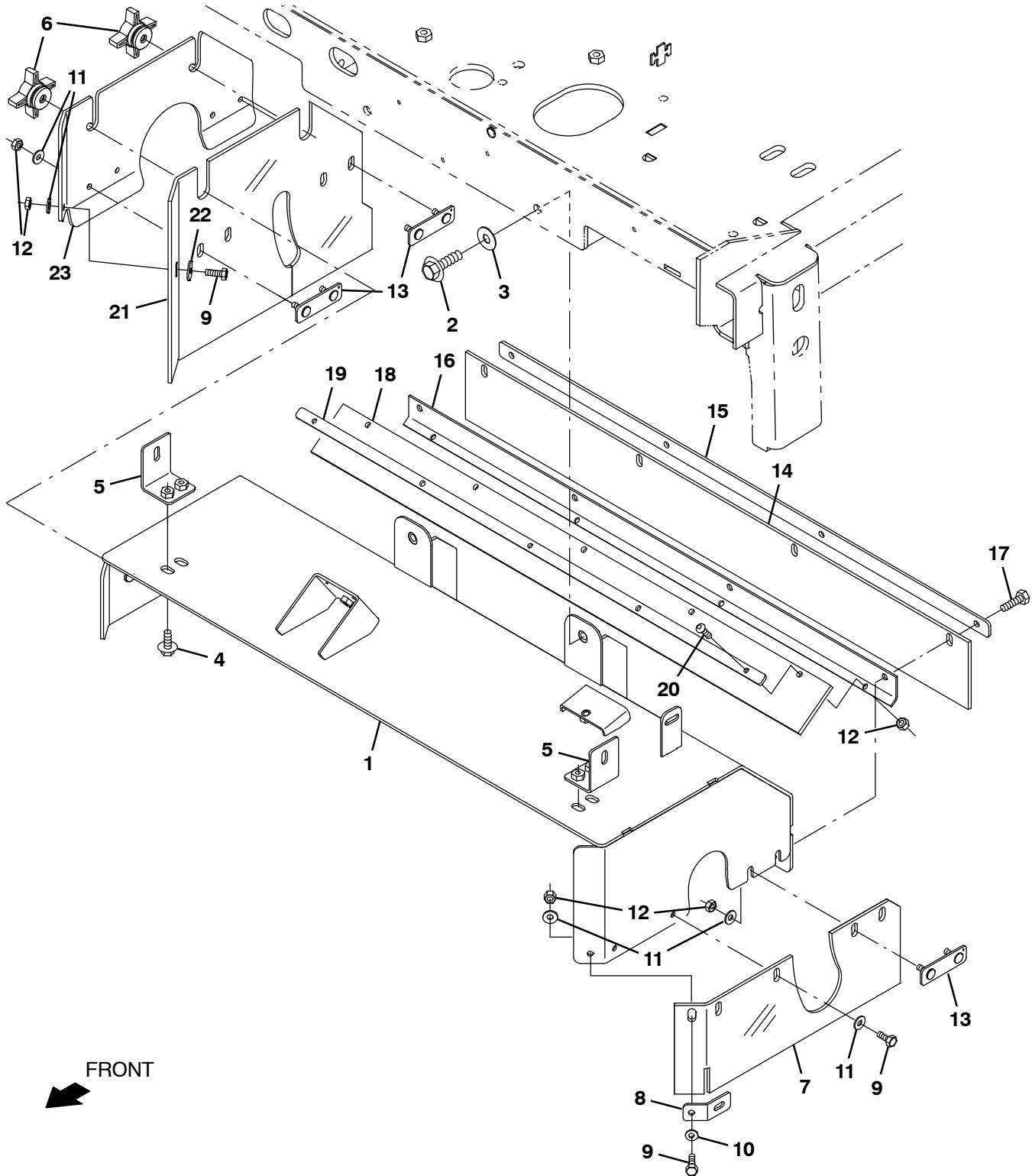


Fig. 36 – Direct Throw Main Brush Frame Group (0500–)

Ref.	Part No.	Serial Number	Description	Qty.
1	1237688	(0500–)	Wrap Wldt, Brush	1
2	41345	(0500–)	Screw, Hex, M12 X 1.75 X 25, 8.8	2
3	140045	(0500–)	Washer, Flat, 0.51b 1.25d .06, Ss	2
4	1037346	(0500–)	Screw, Hex, M8 X 1.25 X 25, 9.8, Sems	6
5	1231332	(0500–)	Bracket Wldt, Mtg, Wrap	2
6	1218322	(0500–)	Knob, Star, 2.75d 4ear, M8x1.25 Fem	1
7	1238251	(0500–)	Skirt, Lh	1
8	1231298	(0500–)	Tab, Mtg, Skirt	1
9	08716	(0500–)	Screw, Hex, M6 X 1.00 X 20, Ss	3
10	32483	(0500–)	Washer, Flat, 0.25, Sae	2
11	32490	(0500–)	Washer, Flat, 0.25, Std	9
12	08708	(0500–)	Nut, Hex, Lock, M6 X 1.00, NI	9
13	1242272	(0500–)	Bracket Wldt, Retaining, Skirt	3
14	1227117	(0500–)	Skirt, Rear	1
15	1227116	(0500–)	Plate, Retainer, Skirt	1
16	1231252	(0500–)	Bracket, Skirt, Recirculation	1
17	223163	(0500–)	Screw, Hex, M8 X 1.25 X 30, 8.8, NI	1
18	1231251	(0500–)	Skirt, Recirculation	1
19	1231253	(0500–)	Bracket, Retainer, Recirculation	1
20	763147	(0500–)	Screw, Btn, M6 X 1.0 X 20, 10.9, Blk	5
21	1237760	(0500–)	Skirt, Idler	1
22	1017218	(0500–)	Washer, Flat, 0.32b 1.00d .12, Ss	1
23	1237693	(0500–)	Plate, Side, Skirt	1

Fig. 37 – Direct Throw Main Brush Drive Motor Group (0500–)

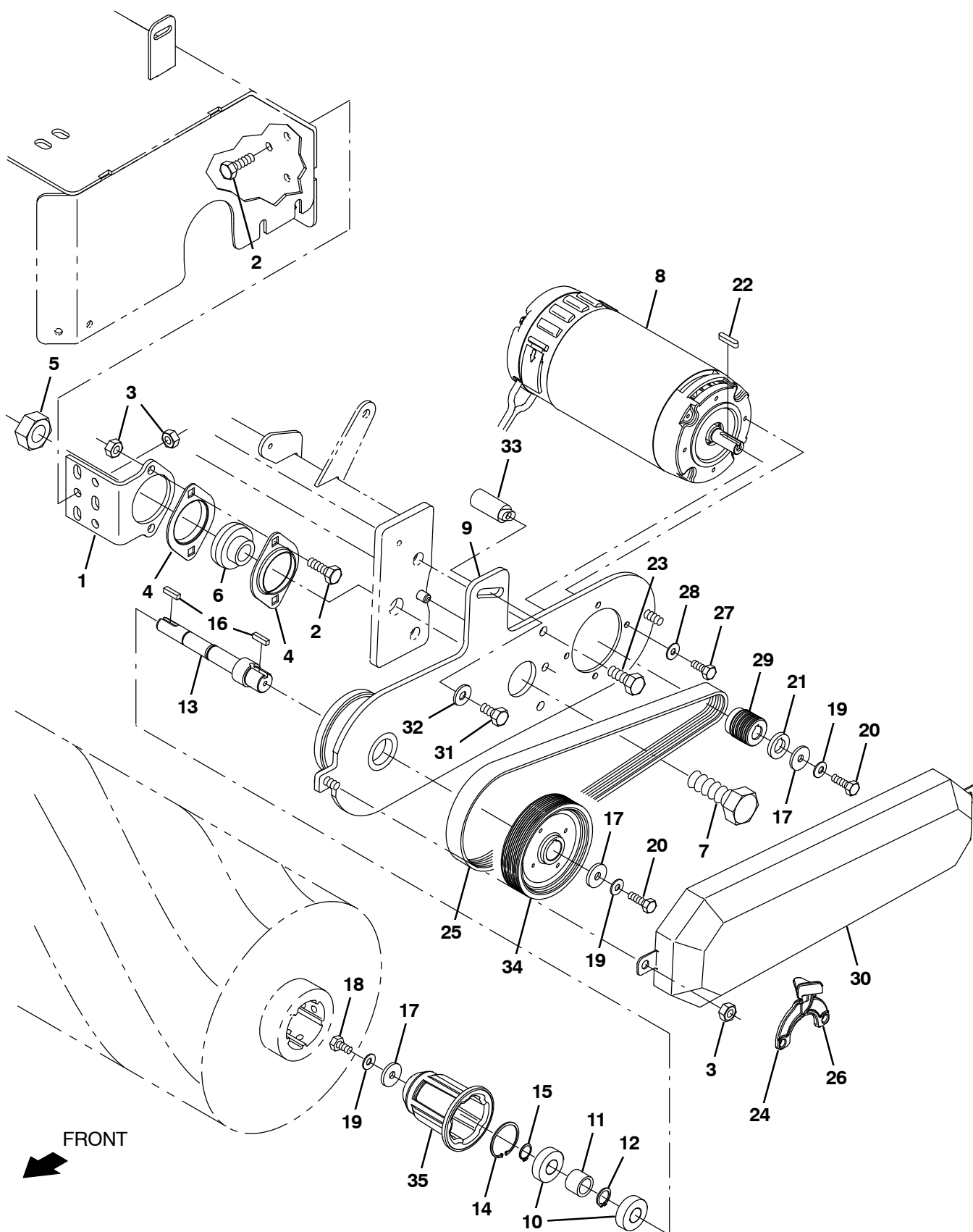


Fig. 37 – Direct Throw Main Brush Drive Motor Group (0500–)

Ref.	Part No.	Serial Number	Description	Qty.	
1	1048744	(0500–)	Bracket, Angle, Mtg, Brg	1	
2	09010	(0500–)	Screw, Hex, M8 X 1.25 X 25, Ss	3	
3	08709	(0500–)	Nut, Hex, Lock, M8 X 1.25, NI	5	
4	35973	(0500–)	Flange, Brg, 1.9id 2h	2	
5	32987	(0500–)	Nut, Hex, Lock, .75–10, NI	1	
6	25887	(0500–)	Bearing, W/ Collar, 0.75b 1.85d 1.06w	1	
7	39395	(0500–)	Screw, Hex, .75–10 X	1	
8	1053342	(0500–)	Motor, Ele, 36vdc 1750rpm 1.00hp 22.0a	1	
▽	9018837	(0500–)	Arm Kit, Drive, Swp, Direct, Afmkt [M17]	1	
▲	9	1231518	(0500–)	Arm Wldt, Drive, Swp	1
▲	10	28010	(0500–)	Bearing, Ball, 0.62b 1.38d 0.43w	2
▲	11	1219608	(0500–)	Spacer, Brg	1
▲	12	18136	(0500–)	Ring, Retaining, Ext, 0.62d, Basic	1
▲	13	1231524	(0500–)	Shaft, Drive	1
▲	14	01513	(0500–)	Ring, Retaining, Int, 1.38d, Basic	1
▲	15	01516	(0500–)	Ring, Retaining, Ext, 0.59d, Basic	1
▲	16	00911	(0500–)	Key, Sq, 0.19 X 0.19, 0.75l	1
▲	17	1017218	(0500–)	Washer, Flat, 0.32b 1.00d .12, Ss	3
▲	18	11329	(0500–)	Screw, Hex, M6 X 1.00 X 16, NI, Ss	1
▲	19	41185	(0500–)	Washer, Flat, Belleville, .25	3
▲	20	06944	(0500–)	Screw, Hex, M6 X 1.00 X 25, 8.8	2
▲	21	1241255	(0500–)	Spacer, Drive, Swp	1
▲	22	1014328	(0500–)	Key, Sq, 05mm X 05mm, 25mml	1
▲	23	09770	(0500–)	Screw, Hex, M10 X 1.50 X 25, NI, Ss	2
▲	24	9018833	(0500–)	Belt Kit, Swp, Direct, Afmkt [M17]	1
▽	9018833	(0500–)	Belt Kit, Swp, Direct, Afmkt [M17]	1	
▲	25	1227083	(0500–)	Belt, Ribbed, 822.5l [Pj823]	1
▲	26	1212849	(0500–)	Tool, Installation, Belt [T17]	1
	27	11329	(0500–)	Screw, Hex, M6 X 1.00 X 16, NI, Ss	4
	28	01684	(0500–)	Washer, Flat, 0.27b 0.69d .05, Ss	4
	29	1204638	(0500–)	Sheave, 09grv, 1.18pd 0.55b [Pj]	1
	30	1239363	(0500–)	Cover Wldt, Belt	1
	31	49826	(0500–)	Screw, Hex, M8 X 1.25 X 16, NI, Ss	1
	32	32491	(0500–)	Washer, Flat, 0.31, Std	1
	33	1239301	(0500–)	Stop, Swp	1
	34	1204639	(0500–)	Sheave, 09grv, 4.13pd 0.75b [Pj]	1
	35	12269	(0500–)	Pluq, Drive, Brush, Nyl	1

Fig. 38 – Direct Throw Main Brush Lift Group (0500–)

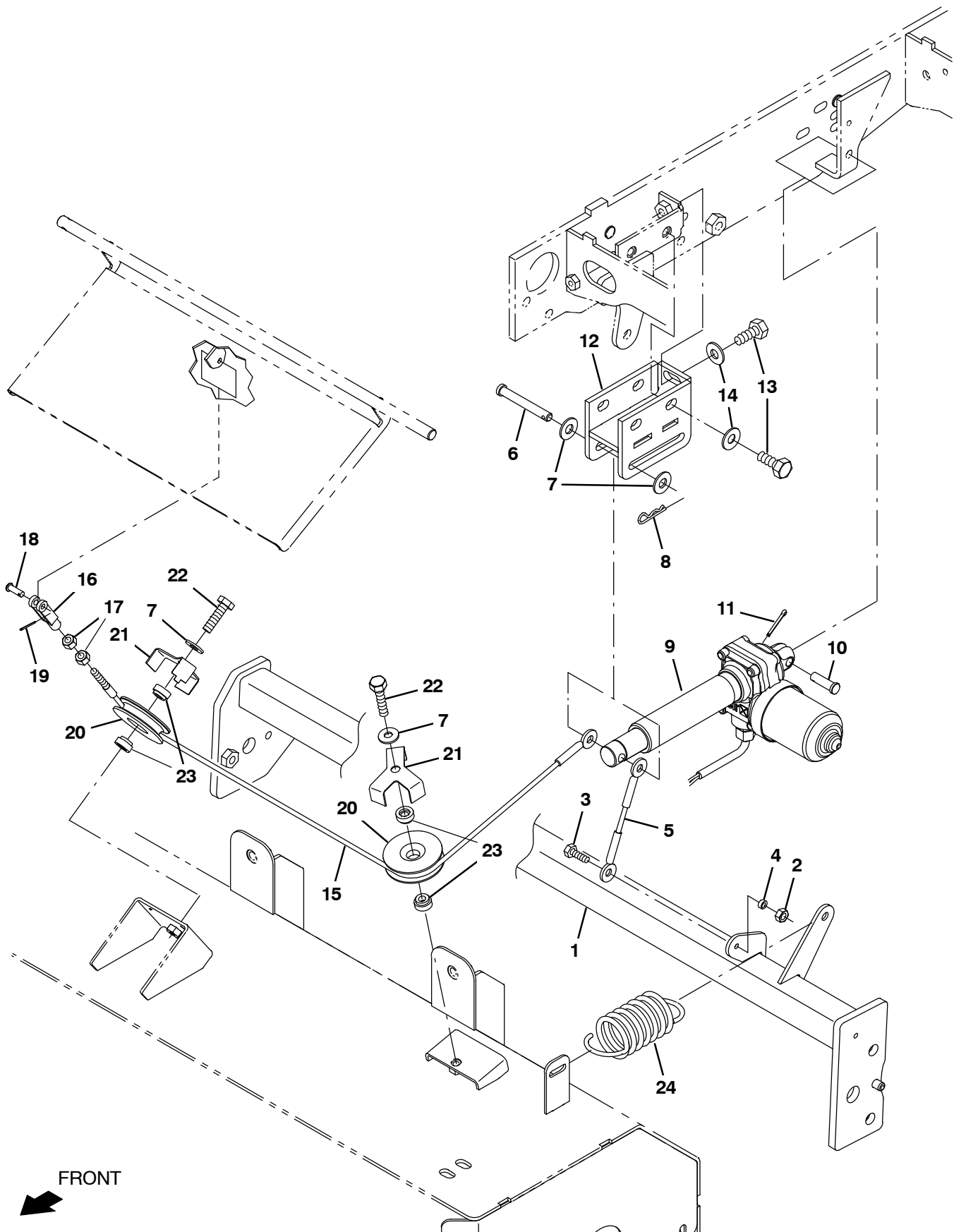
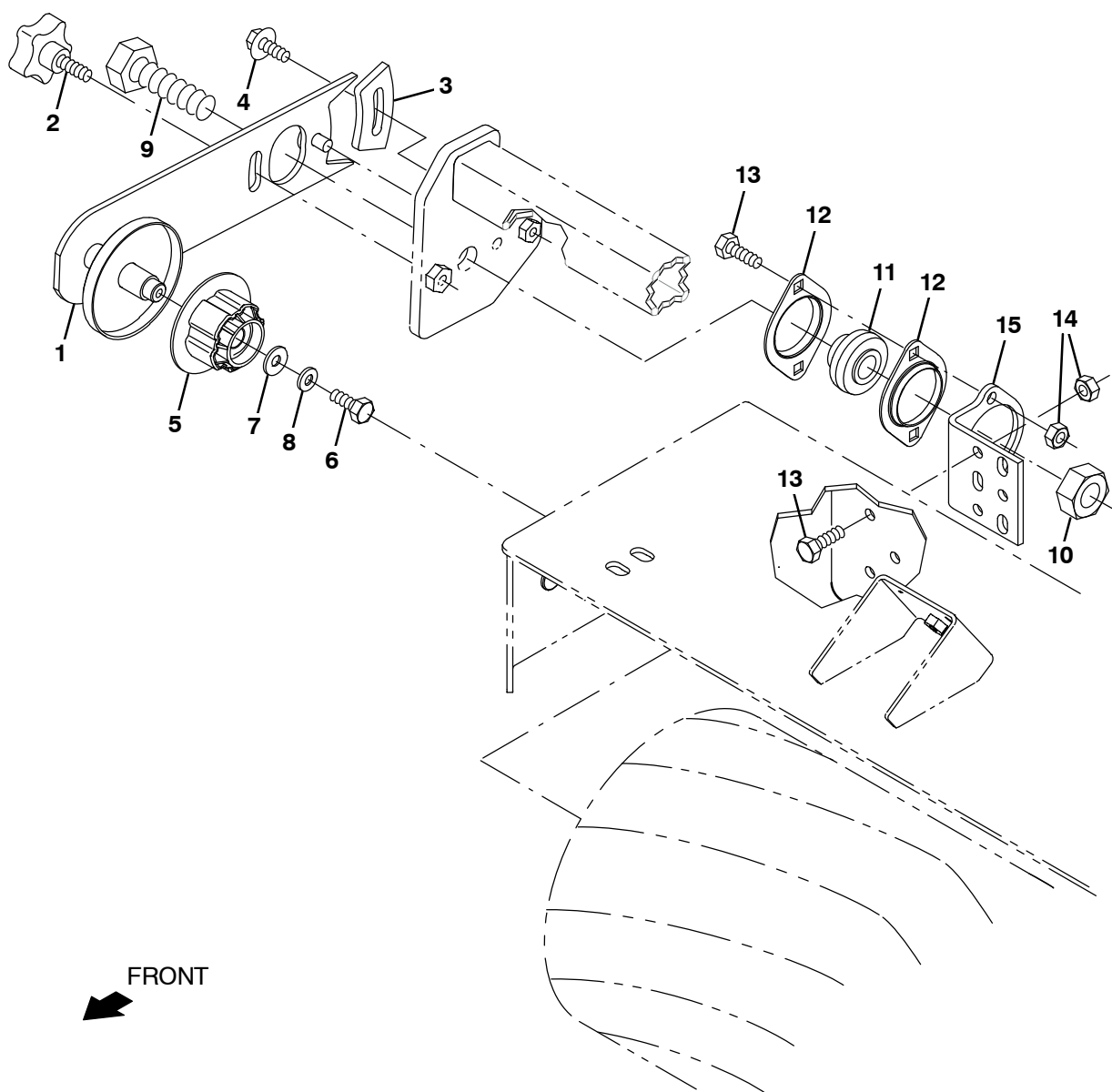


Fig. 38 – Direct Throw Main Brush Lift Group (0500–)

Ref.	Part No.	Serial Number	Description	Qty.
1	1227074	(0500–)	Arm Wldt, Lift	1
2	08708	(0500–)	Nut, Hex, Lock, M6 X 1.00, NI	1
3	08716	(0500–)	Screw, Hex, M6 X 1.00 X 20, Ss	1
4	80491	(0500–)	Sleeve, P/M, 0.25b 0.38d 0.2l [430ss]	1
5	1231000	(0500–)	Cable, Lift, .19d 4.89l .38eye/.38eye	1
6	1242557	(0500–)	Pin, Clevis, .38d X 2.83l, Hardened	1
7	32491	(0500–)	Washer, Flat, 0.31, Std	4
8	44906	(0500–)	Pin, Cotter, Hair, 0.38d .093 Wir	1
9	1206470	(0500–)	Actuator, 36vdc, 5.00strk, 1100lb	1
10	46657	(0500–)	Pin, Clevis, 0.37d X 1.25l	1
11	08179	(0500–)	Pin, Cotter, .094 X 1.00	1
12	1231144	(0500–)	Bracket Wldt, Actuator	1
13	09770	(0500–)	Screw, Hex, M10 X 1.50 X 25, NI, Ss	3
14	32492	(0500–)	Washer, Flat, 0.38, Std	3
15	1230994	(0500–)	Cable, .09d , 32.5l .38eye / M6–1.0	1
16	1035826	(0500–)	Clevis, Adj, M6 Pin, M6 X 1.0 Rh, PI	1
17	07785	(0500–)	Nut, Hex, Std, M6 X 1.00, Ss	2
18	14605	(0500–)	Pin, Clevis, 0.25d X 0.75l	1
19	08178	(0500–)	Pin, Cotter, .062 X 0.75	1
20	80235	(0500–)	Sheave, Idler, 015mmid, 2.44pd	2
21	386628	(0500–)	Angle, Keeper, Cable	2
22	06955	(0500–)	Screw, Hex, M8 X 1.25 X 35, 8.8	2
23	80487	(0500–)	Spacer, Idler .25 Lg	4
24	1231235	(0500–)	Spring, Extn, 1.74od 0.18wir 5.25l	1

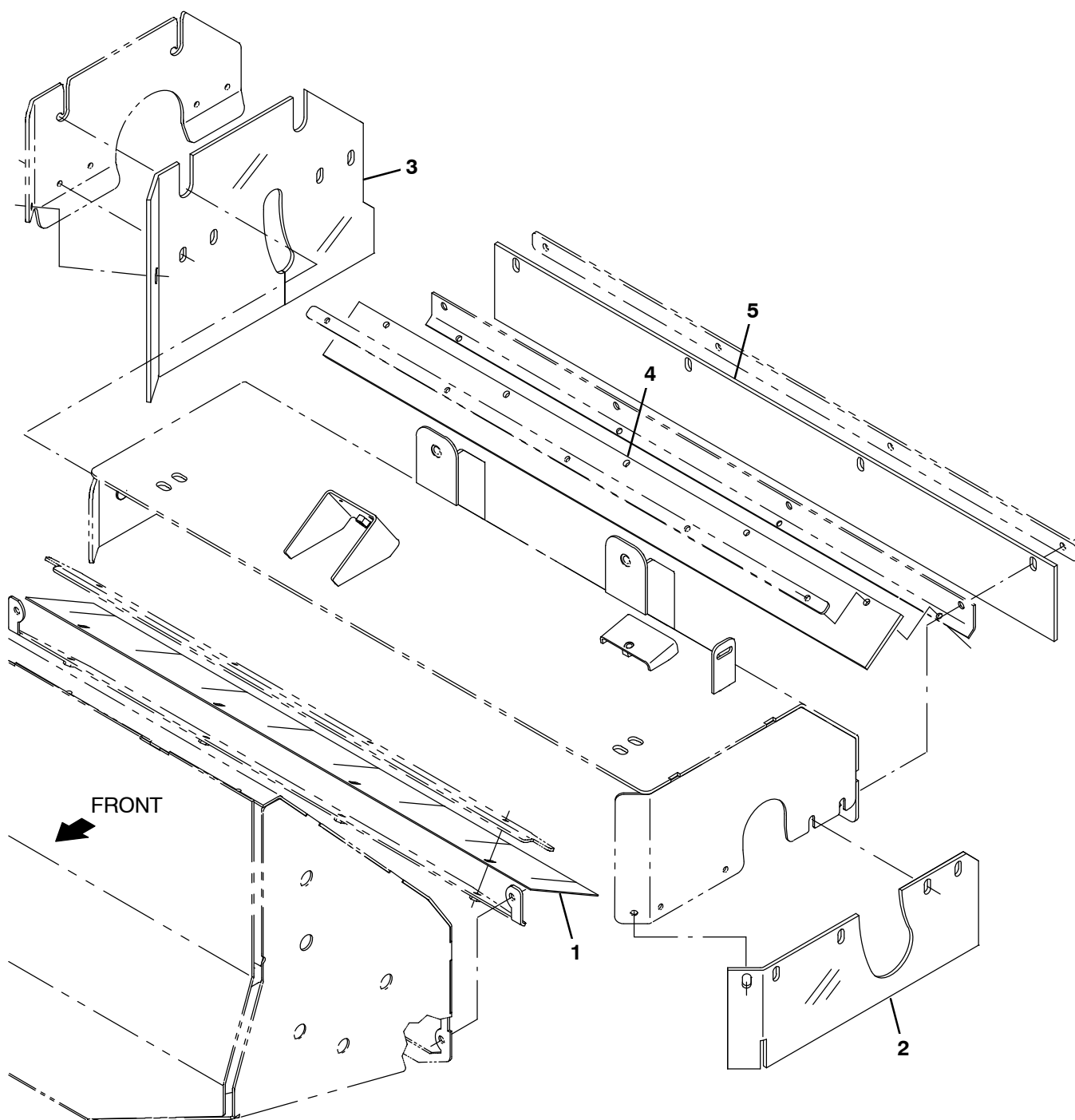
Fig. 39 – Direct Throw Main Brush Idler Group (0500–)



356867

Ref.	Part No.	Serial Number	Description	Qty.
1	1231521	(0500–)	Arm Wldt, Idler, Swp	1
2	1223100	(0500–)	Knob, Star, 2.00d 5ear, M10 X 1.0l Stud	1
3	81844	(0500–)	Insulation, Acstc, 0.5, 15.4 X 01.5	1
4	1020341	(0500–)	Screw, Hex, M8 X 1.25 X 20, Ss, Sems	1
5	1057629	(0500–)	Plug, Idler, Brush [Sgl Brg]	1
6	16931	(0500–)	Screw, Hex, M8 X 1.25 X 20, 8.8	1
7	32491	(0500–)	Washer, Flat, 0.31, Std	1
8	763041	(0500–)	Washer, Flat, Belleville, M8	1
9	39395	(0500–)	Screw, Hex, .75–10 X	1
10	32987	(0500–)	Nut, Hex, Lock, .75–10, NI	1
11	25887	(0500–)	Bearing, W/ Collar, 0.75b 1.85d 1.06w	1
12	35973	(0500–)	Flange, Brg, 1.9id 2h	2
13	09010	(0500–)	Screw, Hex, M8 X 1.25 X 25, Ss	5
14	08709	(0500–)	Nut, Hex, Lock, M8 X 1.25, NI	5
15	1048744	(0500–)	Bracket, Angle, Mtg, Brg	1

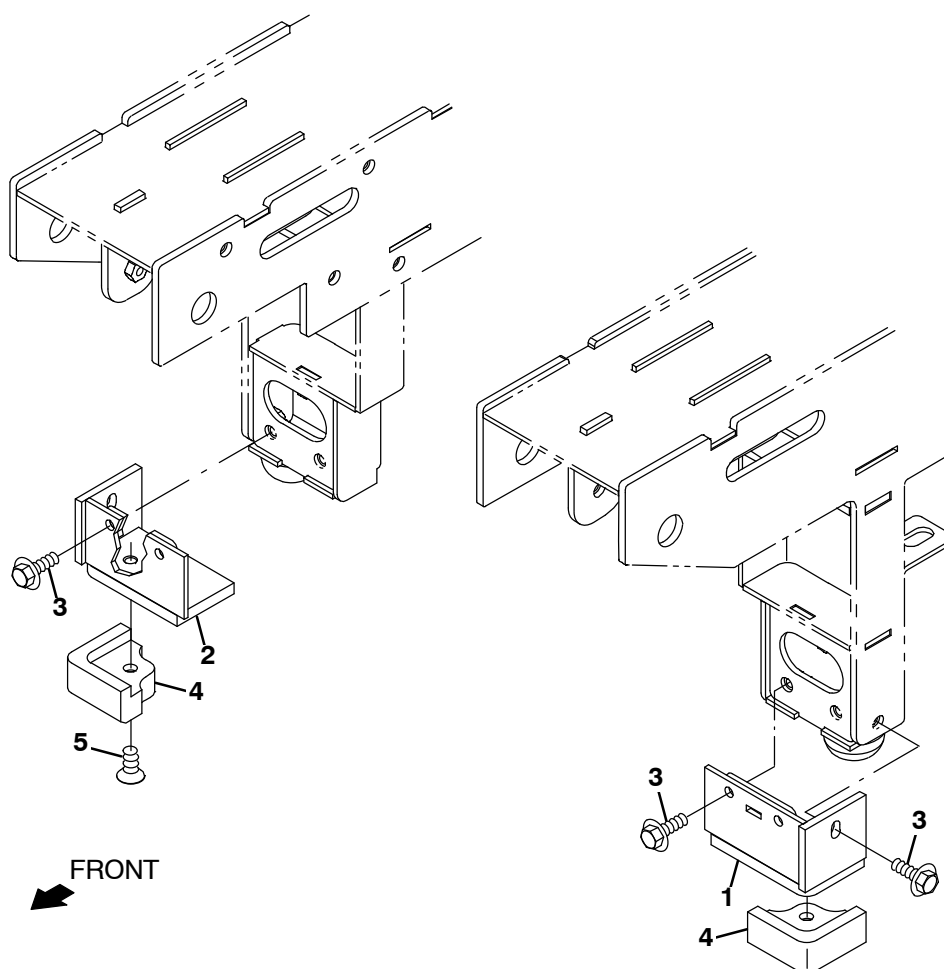
Fig. 40 – Direct Throw Main Brush Skirt Kit (0500–)



356877

Ref.	Part No.	Serial Number	Description	Qty.
▽	9018840	(0500–)	Skirt Kit, Swp, Direct, Afmkt [M17]	1
▲	1 1238256	(0500–)	Skirt, Front	1
▲	2 1238251	(0500–)	Skirt, Lh	1
▲	3 1237760	(0500–)	Skirt, Idler	1
▲	4 1231251	(0500–)	Skirt, Recirculation	1
▲	5 1227117	(0500–)	Skirt, Rear	1

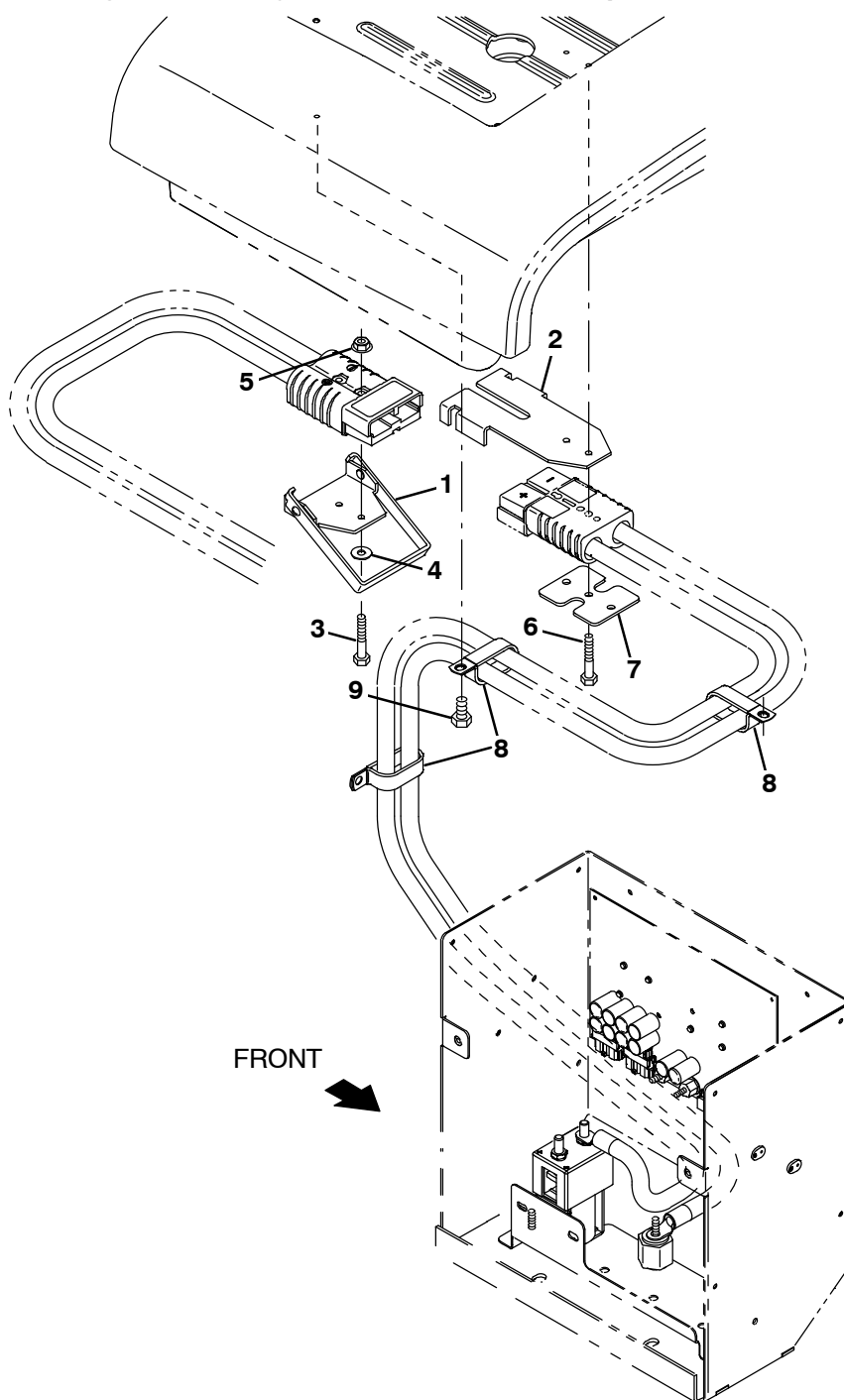
Fig. 41 – Direct Throw Main Brush Leg Pads Group (0500–)



356870

Ref.	Part No.	Serial Number	Description	Qty.
1	1244175	(0500–)	Bracket Wldt, Tip, Lh	1
2	1244176	(0500–)	Bracket Wldt, Tip, Rh	1
3	1037354	(0500–)	Screw, Hex, M8 X 1.25 X 30, 9.8, Sems	6
4	1238259	(0500–)	Pad, Skid, Plstc	2
5	390996	(0500–)	Screw, Flt, Soc, M10 X 1.50 X 20,10.9,NI	2

Fig. 42 – Battery Quick Disconnect Group (0500–)



356873

Ref.	Part No.	Serial Number	Description	Qty.
1	1238009	(0500–)	Bracket, Mtg, Battery, Disconnect	1
2	1238011	(0500–)	Bracket, Mtg, Base, Battery, Disconnect	1
3	33930	(0500–)	Screw, Hex, M6 X 1.00 X 40, Ss	2
4	32490	(0500–)	Washer, Flat, 0.25, Std	2
5	07790	(0500–)	Nut, Hex, Flng, M6 X 1.00	2
6	06948	(0500–)	Screw, Hex, M6 X 1.00 X 45, 8.8	2
7	1238390	(0500–)	Plate, Mtg, Battery, Disconnect	1
8	09570	(0500–)	Clamp, Cable, Stl, 0.90D X 0.62W, 1 Hole	1
9	49826	(0500–)	Screw, Hex, M8 X 1.25 X 16, NI, Ss	3

Fig. 43 – Documentation Group

CE

Ref.	Part No.	Serial Number	Description	Qty.
	9017383	(0000–)	Manual, Parts [M17 Ele, En, Ce]	1
	9017371	(0000–)	Manual, Oprtr [M17 Ele, Cz, Ce]	1
	9017360	(0000–)	Manual, Oprtr [M17 Ele, De, Ce]	1
	9017366	(0000–)	Manual, Oprtr [M17 Ele, Dk, Ce]	1
	9017359	(0000–)	Manual, Oprtr [M17 Ele, En, Ce]	1
	9017363	(0000–)	Manual, Oprtr [M17 Ele, Es, Ce]	1
	9017368	(0000–)	Manual, Oprtr [M17 Ele, Fi, Ce]	1
	9017361	(0000–)	Manual, Oprtr [M17 Ele, Fr, Ce]	1
	9017373	(0000–)	Manual, Oprtr [M17 Ele, Gr, Ce]	1
	9017372	(0000–)	Manual, Oprtr [M17 Ele, Hu, Ce]	1
	9017364	(0000–)	Manual, Oprtr [M17 Ele, It, Ce]	1
	9017362	(0000–)	Manual, Oprtr [M17 Ele, NI, Ce]	1
	9017367	(0000–)	Manual, Oprtr [M17 Ele, No, Ce]	1
	9017370	(0000–)	Manual, Oprtr [M17 Ele, PI, Ce]	1
	9017369	(0000–)	Manual, Oprtr [M17 Ele, Pt, Ce]	1
	9017374	(0000–)	Manual, Oprtr [M17 Ele, Ru, Ce]	1
	9017365	(0000–)	Manual, Oprtr [M17 Ele, Se, Ce]	1
	9017375	(0000–)	Manual, Oprtr [M17 Ele, Tr, Ce]	1
	9017380	(0000–)	Manual, Oprtr [M17 Ele, Ee, Ce]	1
	9017378	(0000–)	Manual, Oprtr [M17 Ele, Lv, Ce]	1
	9017379	(0000–)	Manual, Oprtr [M17 Ele, Lt, Ce]	1
	9017376	(0000–)	Manual, Oprtr [M17 Ele, Sk, Ce]	1
	9017377	(0000–)	Manual, Oprtr [M17 Ele, Si, Ce]	1
	9017381	(0000–)	Manual, Oprtr [M17 Ele, Bg, Ce]	1
	9017382	(0000–)	Manual, Oprtr [M17 Ele, Ro, Ce]	1
	9017384	(0000–)	Manual, Oprtr [M17 Ele, Hr, Ce].	1
	9017358	(0000–)	Manual, Service Info [M17 Ele, En]	1
	9017386	(0000–)	Video, Training, Oprtr, Dvd [M17]	1
	9017385	(0000–)	Instr, Use&Care, Wallchart [M17]	1



To view, print, order, download the latest Parts manual, other language Operator manuals, and Use and Care Guides (wall charts) visit:

www.tennantco.com/manual

SECTION 4

Contents	Page
Fig. 1 – ec-H ₂ O Module Assembly Breakdown, 9020260	4-2
Fig. 2 – Accelerator and Brake Pedal Assembly Breakdown, 1209411	4-4
Fig. 3 – Metering Solution Pump Breakdown, 386364	4-5
Fig. 4 – Electric Motor Breakdown, 1053342	4-6

Fig. 1 – ec-H2O Module Assembly Breakdown, 9020260

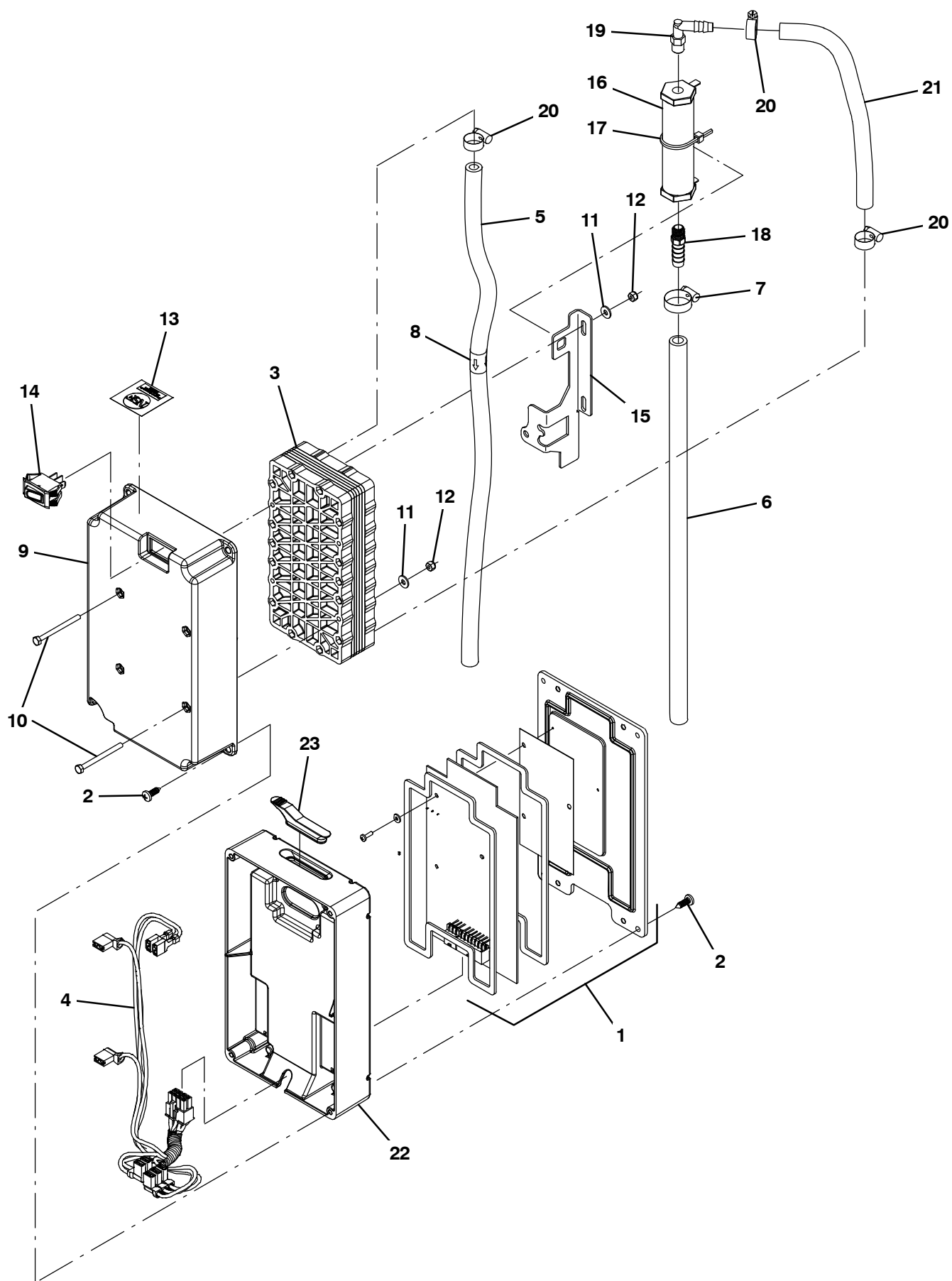
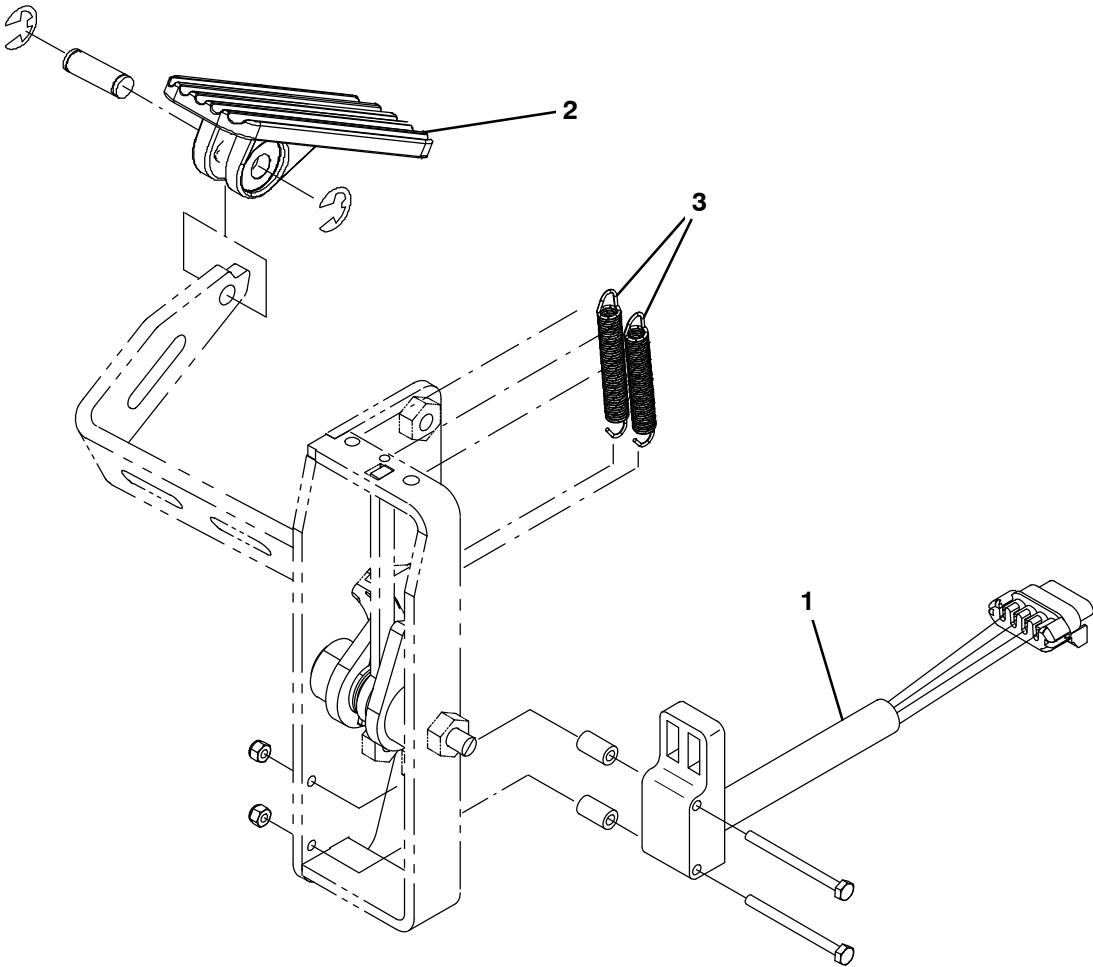


Fig. 1 – ec-H2O Module Assembly Breakdown, 9020260

Ref.	Part No.	Serial Number	Description	Qty.
▽	9020260	(0000–) Ec-H2o Module Kit, Afmkt [T17]	1
▲	1 9020261	(0000–) Circuit Board Kit, Ec-H2o, Afmkt [T17]	1
▲	2 1018155	(0000–) Screw, Pan, Phl, M5 X 0.80 X 16, Tcut, Ss	8
▲	3 1057637	(0000–) Electrode, 5 Plate, High Flow	1
▲	4 1069708	(0000–) Harness, Ele, Ech2o [T12 Module]	1
▲	5 9006268	(0000–) Hose, Pvc, Brd, 0.38id, 01Ft, Clr	1
▲	6 1014971	(0000–) Hose, Afmkt, Pvc, Brd, 01Ft, Clr	1
▲	7 54333	(0000–) Clamp, Hose, Wormdrive, 0.31–0.88d, .31w	1
▲	8 1049637	(0000–) Label, Direction [Ec-H2o]	1
▲	9 1051519	(0000–) Housing, Upper, Module, High Flow	1
▲	10 32509	(0000–) Screw, Hex, M4 X 0.70 X 50, Ss	4
▲	11 41579	(0000–) Washer, Flat, 08, Ss	4
▲	12 33932	(0000–) Nut, Hex, Lock, M4 X 0.70, NI, Ss	4
▲	13 1046041	(0000–) Label, Module [Nsf, Ec-H2o]	1
▲	14 1044393	(0000–) Switch, Rocker, Spst, Mom	1
▲	15 1048741	(0000–) Bracket, Valve, Large	1
▲	16 1062006	(0000–) Electrode, Cylindrical	1
▲	17 130773	(0000–) Tie, Cable, Nyl, 11.0l, .14w, 3.0 Max. D	1
▲	18 1055552	(0000–) Fitting, Brs, Str, Bm06/Pm02	1
▲	19 1051268	(0000–) Fitting, Plstc, E90, Bm05/Pm02, Nyl	1
▲	20 43844	(0000–) Clamp, Hose, Wormdrive, 0.25–0.62d, .31w	3
▲	21 1014971	(0000–) Hose, Afmkt, Pvc, Brd, 01Ft, Clr	1
▲	22 1037032	(0000–) Housing, Bottom	1
▲	23 1054776	(0000–) Grommet, Blind	1

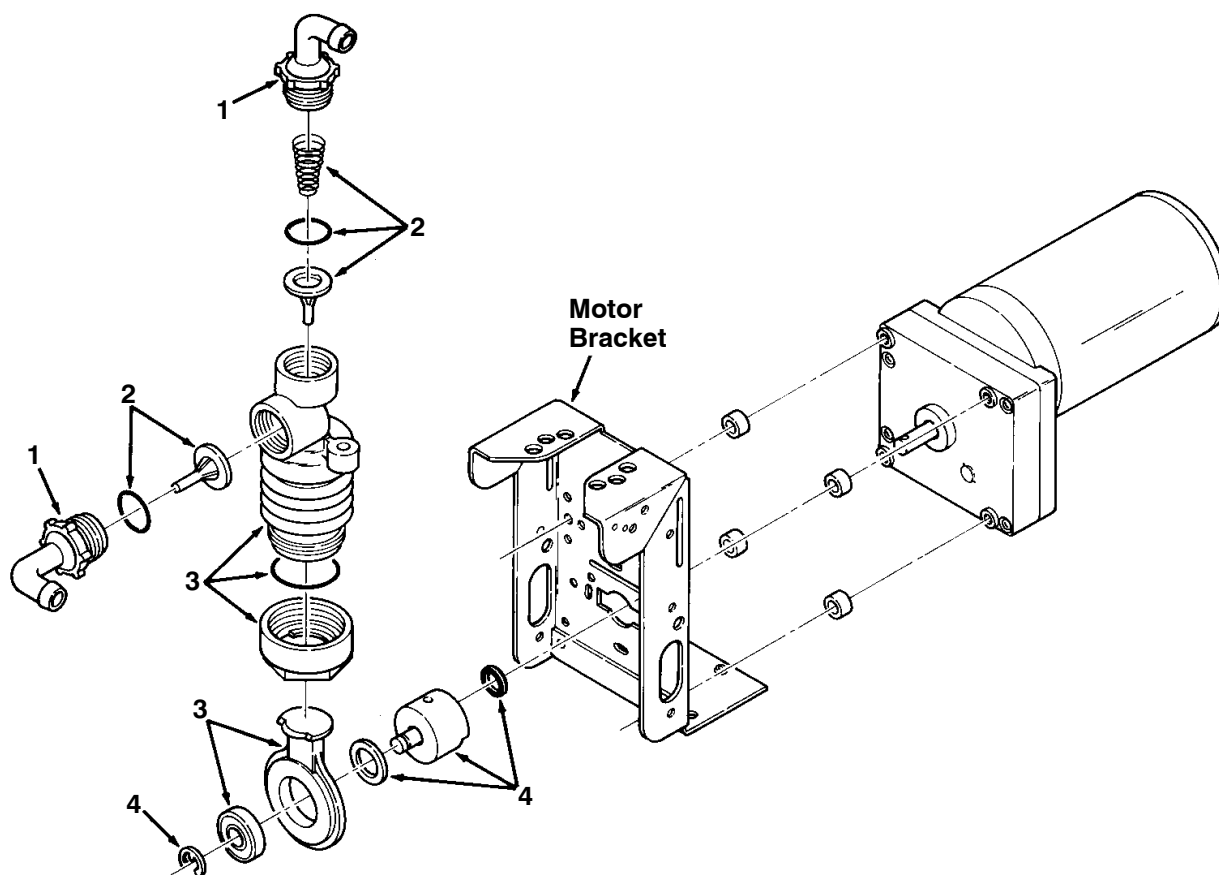
Fig. 2 – Accelerator and Brake Pedal Assembly Breakdown, 1209411



356515

	Ref.	Part No.	Serial Number	Description	Qty.
▽		1209411	(0000–) Pedal Assy, Accelerator, W/O Brake	1
▲	1	1058687	(0000–) Sensor, Position [Hall]	1
▲	2	1071311	((0000–) Pedal, Foot, W/ Tread	1
▲	3	1061049	(0000–) Spring, Extn, 0.35od 0.05wir 02.8l	2

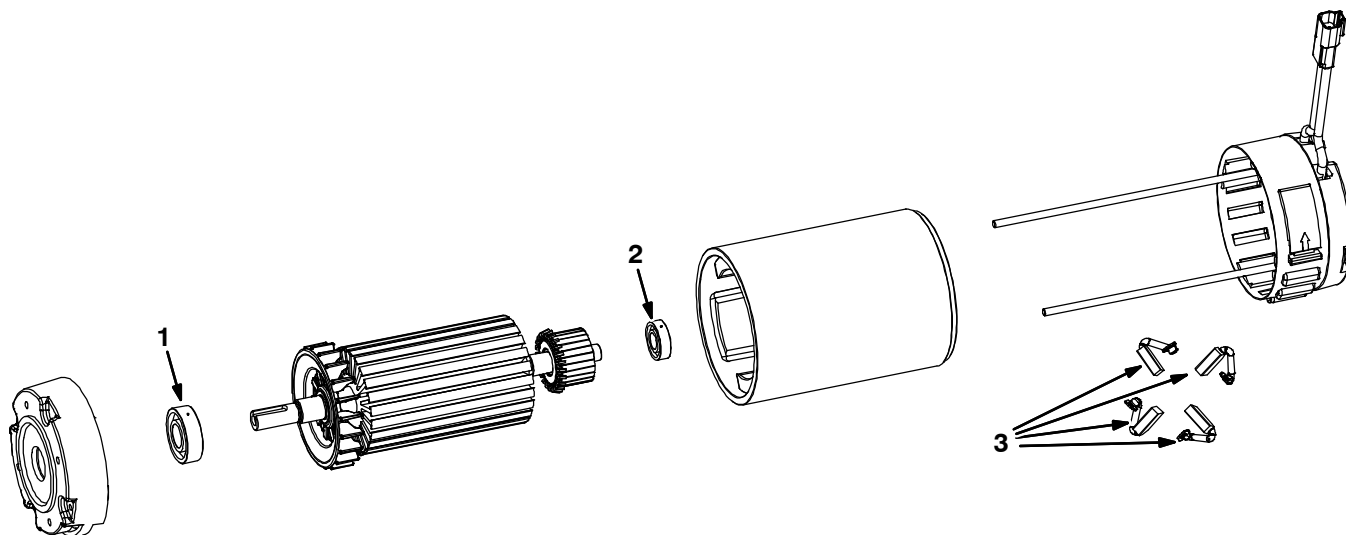
Fig. 3 – Metering Solution Pump Breakdown, 386364



00112

Ref.	Part No.	Serial Number	Description	Qty.
▽	386364	(0000–) Pump, Metering Solution	1
▲	1 63923	(0000–) Connector Kit, Tubing	1
▲	2 21659	(0000–) Valve Kit, Pump	1
▲	3 21661	(0000–) Replacement Kit, Bellows	1
▲	4 02430	(0000–) Crank Replacement Kit	1

Fig. 4 – Electric Motor Breakdown, 1053342



	Ref.	Part No.	Serial Number	Description	Qty.
▽		1053342	(0000–) Motor, ele, 36Vdc 1750rpm 1.00hp 22.0a	1
▲	1	9013931	(0000–) Bearing, Motor, Ele	2
▲	2	9013934	(0000–) Bearing, Motor, Ele	2
▲	3	9011916	(0000–) Brush Kit, Motor	1

SECTION 5

CONTENTS	PAGE
PART NUMBER TO PAGE NUMBER CROSS REFERENCE LIST	5-2
PART DESCRIPTION TO PAGE NUMBER CROSS REFERENCE LIST	5-10

CROSS REFERENCE

PART NUMBER TO PAGE NUMBER CROSS REFERENCE LIST

Part Number	Page Number	Part Number	Page Number	Part Number	Page Number
00911	2-13, 2-29, 2-55, 3-69	06969	2-27, 2-49, 2-51	09739	2-57, 2-59, 2-65, 3-29,
00912	2-11, 3-59	06971	2-53, 2-67		3-33, 3-39
00926	2-65	07112	2-67	09740	2-9, 2-15, 2-93, 3-47,
00928	2-51, 3-13	07259	2-23, 2-65		3-51
01316	3-25, 3-27	07450	2-89	09741	2-49
01513	2-29, 3-69	07471	2-51	09744	3-49
01516	2-29, 2-89, 3-69	07514	2-71, 2-97, 3-47	09759	2-63
01683	2-65, 2-71, 3-23, 3-29,	07515	2-25, 2-97	09770	2-61, 2-87, 3-69, 3-71
	3-31, 3-33, 3-35, 3-39,	07785	3-71	09775	2-39, 2-89
	3-47, 3-49, 3-59	07786	2-57, 2-59, 2-91	1002898	3-35
01684	2-7, 2-29, 2-33, 2-51,	07787	2-39, 2-89	1002899	3-35
	2-55, 2-57, 2-59, 2-61,	07789	3-17	1005218	3-25, 3-27
	2-71, 2-75, 2-87, 2-91,	07790	3-75	1005630	3-17, 3-31, 3-33, 3-35
	3-11, 3-13, 3-25, 3-27,	07791	2-13, 2-75, 3-63, 3-65	1006400	3-17, 3-35
	3-49, 3-51, 3-65, 3-69	08175	2-87	1006410	3-29
01685	2-7, 2-15, 2-19, 2-21,	08178	2-15, 2-27, 2-87, 3-71	1008142	2-13
	2-29, 2-33, 2-39, 2-41,	08179	2-15, 2-39, 2-87, 3-71	1011170	3-35
	2-45, 2-51, 2-81, 2-83,	08182	2-27, 2-31, 2-39	1011409	2-51, 3-35
	3-9, 3-13, 3-25, 3-27,	08202	2-27	1011411	3-35
	3-29, 3-45, 3-49, 3-51,	08236	2-39, 2-41, 2-45, 2-57,	1011412	3-59
	3-57		2-59, 2-89	1011522	3-33
01686	2-39, 2-51, 2-55, 2-57,	08346	2-67	1011719	3-11
	2-59, 2-87, 2-89, 2-91,	08708	2-25, 2-41, 2-45, 2-61,	1011735	2-17
	3-9, 3-11, 3-13		2-65, 2-75, 2-87, 2-97,	1011837	3-39
01713	2-25		3-39, 3-43, 3-47, 3-65,	1011885	3-31
01726	2-97, 3-52, 3-53, 3-54,		3-67, 3-71	10120	2-57, 2-59
	3-55	08709	2-7, 2-11, 2-13, 2-15,	1013281	2-39
02430	4-5		2-31, 2-33, 2-41, 2-45,	1014163	2-31
02850	2-71, 3-57		2-65, 2-75, 2-93, 3-39,	1014295	3-41
02931	2-89		3-49, 3-65, 3-69, 3-72	1014328	2-29, 2-55, 3-69
02942	2-7, 2-43, 2-47	08711	2-27, 2-39, 2-67	1014563	2-87
03192	3-9	08712	2-7, 2-15, 2-49, 2-57,	1014949	3-33, 3-35
03193	3-9		2-59, 2-75, 2-87,	1014971	4-3
04051	2-11		2-101, 3-29, 3-51, 3-65	1014974	3-33
04743	3-11	08713	2-7, 2-39, 2-41, 2-45,	1014976	3-17, 3-33
04843	2-15, 2-87		2-57, 2-59, 2-81, 2-83,	1014977	3-59
04846	2-11, 2-57, 2-59		3-11, 3-15, 3-25, 3-27,	1014981	3-31
04928	2-49		3-45, 3-51, 3-57, 3-63	1015025	3-17
05134	3-29	08714	2-39, 2-87, 2-89, 2-91	1015026	3-59
05685	2-89	08716	2-7, 2-85, 3-67, 3-71	1015032	3-29
05686	2-89	09005	3-39	1015455	3-33
06415	2-61, 2-87	09007	2-55, 3-29	1016331	2-15, 2-77
06416	2-65	09010	2-7, 2-9, 2-51, 2-81,	1016354	2-51
06549	2-43, 2-47, 3-5, 3-7,		3-15, 3-17, 3-31, 3-33,	1016399	2-61, 3-63
	3-47, 3-51		3-49, 3-57, 3-59, 3-69,	1017218	2-9, 2-19, 2-29, 2-55,
06919	2-95, 2-99		3-72		2-61, 2-73, 2-77, 2-81,
06926	2-95, 3-19	09011	2-7, 2-15, 2-77, 2-81,		2-93, 2-95, 3-9, 3-11,
06927	2-13, 2-25, 2-71,		3-11, 3-13, 3-15, 3-29,		3-13, 3-15, 3-31, 3-59,
	2-101, 3-47, 3-49, 3-57		3-31		3-63, 3-67, 3-69
06933	2-85, 3-5, 3-7	09023	2-7	1017441	2-43, 2-47
06935	2-93, 3-57	09026	2-15	1017802	2-43, 2-47
06938	3-59	09028	2-55	1018155	4-3
06942	2-19, 2-25, 2-97, 2-99,	09062	2-39	1018276	2-87
	3-11, 3-59	09120	3-51	1019285	2-81, 3-27, 3-29
06943	3-39, 3-43	09162	2-11	1020168	2-11, 2-73
06944	2-29, 2-55, 3-69	09198	2-3	1020341	2-9, 2-13, 2-17, 2-19,
06946	2-25, 2-41, 2-45	09200	3-33		2-29, 2-71, 2-75, 2-79,
06948	2-25, 3-75	09244	3-57		2-81, 2-83, 2-85, 2-93,
06955	2-41, 2-45, 3-71	09291	2-57, 2-59		2-95, 3-5, 3-33, 3-39,
06957	2-65	09570	2-93, 2-97, 3-47, 3-75		3-57, 3-59, 3-65, 3-72
06958	2-33	09738	2-55, 2-65, 2-71, 3-17,	1022671	3-41
06961	2-9, 2-69		3-33, 3-35	1023676	2-27
06965	3-43			1023677	2-27

Part Number	Page Number	Part Number	Page Number	Part Number	Page Number
1024977	3-43	1053342	2-29, 3-69, 4-6	1064191	3-5
1026014	2-81	1054178	3-39	1064440	2-122
1027976	3-39	1054654	2-11	1065134	2-57, 2-59
1028522	2-7	1054662	2-75, 3-11, 3-65	1065343	2-122
1028581	3-35	1054776	4-3	1066429	2-93
1031413	2-89	1054945	2-89	1066431	2-77, 2-85
1031575	3-23	1055254	3-33	1066434	1-1, 2-81
1034731	2-55, 2-95, 2-101	1055396	2-91	1066919	3-39
1035826	3-71	1055552	4-3	1067059	2-69
1036892	2-61, 2-65	1056412	2-11	1067526	3-33
1037032	4-3	1056719	3-39	1068510	2-97, 2-99
1037346	2-7, 2-31, 2-67, 2-69, 2-71, 2-75, 3-3, 3-39, 3-49, 3-65, 3-67	1056838	2-55	1069311	2-77
1037354	2-7, 2-29, 2-33, 2-41, 2-45, 3-49, 3-52, 3-53, 3-54, 3-55, 3-74	1056979	3-5	1069322	2-17
1037355	2-19, 2-75, 3-51, 3-65	1056982	3-39, 3-60	1069326	2-77
1037822	1-1, 2-81	1057043	2-11	1069580	3-47
1037827	2-49	1057214	2-81	1069671	3-37
1039042	3-57	10575	3-25, 3-27	1069708	4-3
1039044	3-57	1057554	2-13	1069746	3-7
1039056	3-57	1057572	2-13	1070222	2-57, 2-59
1039392	3-7	1057629	2-31, 3-72	1070541	3-47
1039557	3-33, 3-35	1057637	4-3	1070658	3-47
1039998	2-25	1057780	2-7	1070757	3-47
1040049	2-11	1057785	2-11	1071085	3-7, 3-17, 3-31, 3-47
1040467	2-11, 2-25, 3-33	1057814	3-39	1071311	4-4
1040634	3-49	1057816	3-39	1072526	3-52, 3-53, 3-54, 3-55
1040800	3-49	1057978	3-29	1072999	3-21
1040868	3-33	1058340	2-95	1073059	3-47
1042051	3-57	1058679	2-17	1073181	2-13
1042191	3-57, 3-59	1058687	4-4	1074075	3-45
1042772	3-57	1058694	3-5	1074103	2-121
1044351	2-73	1059073	2-11	1074536	2-97
1044352	2-73	1059231	3-33	1074570	2-25
1044393	4-3	1059342	3-5	1074599	2-97
1044428	3-57, 3-59	1059938	3-5	1074600	3-47
1045034	3-25, 3-27	1059969	2-67	1074601	3-47
1045041	2-51, 2-53	1060103	3-9	1074602	2-121
1045487	2-57, 2-59, 2-77	1060128	3-39	1074603	2-73
1045525	2-17, 2-91	1060276	2-95	1074672	3-3
1045888	3-59	1060428	3-39	1074713	2-97
1046041	4-3	1060440	3-41	1074845	2-17
1046404	2-95	1060673	2-77	1074940	2-121
1048353	2-33, 2-71	1060691	3-41	1075086	2-71
1048741	4-3	1060708	3-41	1075150	2-25
1048744	3-69, 3-72	1060718	3-41	1075153	2-97
1048955	2-19	1060720	3-41	1075154	2-97
1049637	4-3	1061049	4-4	1075238	2-51, 2-53, 3-17
1049982	2-71	1061356	3-41	1075296	3-5, 3-7
1050003	2-122	1061570	3-41	1075328	2-73
1051024	2-5	1061571	3-41	1075452	2-71
1051052	2-19, 2-21	1061910	2-97	1076435	2-121
1051268	4-3	1061918	2-97	1076436	3-60
1051519	4-3	1061954	3-29	1076449	3-61
1051800	3-23	1062006	4-3	11329	2-29, 2-33, 3-25, 3-27, 3-69
1052010	3-35	1062106	3-5	11398	2-43, 2-47
1052123	2-25	1062386	2-23	11399	2-79, 3-25, 3-27
1052126	3-59	1062403	3-33	11531	2-79
1052532	2-91	1062651	2-77	11635	2-71, 3-13
1052726	2-17	1062659	3-41	1200149	2-85
1052962	2-7	1062813	2-122	1200328	3-17, 3-33
1053291	2-73	10632-2	3-7	1200394	3-39
1053321	2-73	1063263	3-5	1200467	3-35
		1064184	2-95, 3-3, 3-5, 3-7, 3-19, 3-33	1200634	3-11
		1064188	2-99, 3-5, 3-7, 3-39, 3-60	1200642	3-41
				1200863	3-11

CROSS REFERENCE

Part Number	Page Number	Part Number	Page Number	Part Number	Page Number
1201101	3-11	1206722	2-41, 2-45, 3-11	1208185	2-17
1201149	3-13	1206723	3-11	1208187	2-17
1201267	2-85	1206774	2-85	1208208	2-49
1201393	3-39	1206785	2-19	1208247	2-87
1201423	3-39	1206821	2-89	1208274	2-87
1201428	2-21	1206844	2-89	1208356	1-1, 2-91
1201434	2-83, 3-45	1206865	2-89	1208357	1-1, 2-91
1201441	3-35	1206872	2-87	1208358	2-91
1201500	2-41, 2-45, 3-11	1206948	2-77	1208359	2-91
1201894	2-19	1206951	3-52, 3-53, 3-54, 3-55	1208363	2-7
1202779	2-7, 2-63	1206961	2-81	1208364	2-7
1202860	2-95, 2-101, 3-19	1207034	2-89	1208412	2-95
1202864	2-97	1207039	2-85	1208432	3-17
1202868	2-95	1207086	1-1, 2-91	1208433	3-17
1203454	3-33, 3-35	1207087	1-1, 2-91	1208434	3-17
1203814	3-33	1207103	2-91	1208486	2-79
1203848	2-85	1207108	2-53	1208527	3-51
1203947	3-39	1207126	2-53	1208625	2-11
1203996	3-33, 3-35	1207127	2-53	1208629	2-91
1204024	3-33	1207130	2-81, 3-57	1208673	3-51
1204077	2-63	1207131	2-93	1208691	2-97
1204338	3-33, 3-35	1207145	2-93	1208710	3-9
1204356	2-51	1207184	2-27	1208714	3-9
1204357	2-55	1207209	2-81	1208730	2-91
1204441	2-55	1207272	2-77	1208732	3-31
1204458	2-51	1207284	3-31	1208733	3-27
1204460	2-51	1207341	2-85	1208748	2-85, 2-93, 3-57
1204634	2-55	1207362	2-93	1208858	2-91
1204637	2-55	1207436	2-27	1208906	2-91
1204638	2-55, 3-69	1207444	3-9	1208971	2-23
1204639	2-55, 3-69	1207466	2-87	1208974	2-23
1204640	2-55	1207517	3-41	1208977	2-11, 2-23
1204642	2-55	1207518	2-79	1208983	2-23
1204643	2-55	1207562	2-83	1208985	2-23
1204790	2-55	1207566	2-15	1208986	2-23
1204791	2-55	1207608	2-91	1208987	2-23
1204880	2-55	1207654	2-15	1208989	2-23
1204881	2-55	1207656	3-11	1208999	2-23
1204926	3-9	1207659	3-29	1209052	2-23
1204972	3-9	1207661	1-1, 2-91	1209120	2-91
1204974	3-9	1207701	3-47	1209121	2-91
1205010	2-53	1207725	3-9	1209122	2-91
1205011	2-53	1207739	2-87	1209190	2-93
1205049	2-81	1207750	3-31	1209194	2-19
1205073	2-19	1207757	2-87	1209368	3-51
1205131	2-51	1207774	3-39	1209411	2-15, 4-4
1205133	2-49	1207866	3-15	1209444	2-25, 2-91
1205428	2-79	1207887	2-81	1209678	3-11
1205553	2-87	1207902	3-43	1209684	2-83
1205797	2-81	1207903	2-87	1209712	2-89
1205801	2-85	1207911	3-41	1209769	2-49
1205811	2-85, 2-93	1207922	2-19	1209915	3-9
1205863	2-7	1207935	3-53, 3-55	1209960	2-23
1205864	2-7	1207946	2-93	1209964	2-23
1206099	2-83	1207961	3-43	1209965	2-23
1206119	2-81	1207981	2-15	1209966	2-23
1206251	2-91	1207984	2-27	1209968	2-23
1206303	3-35	1208043	3-25, 3-27	1209969	2-23
1206370	1-1, 2-83	1208053	3-43	1209995	2-23
1206431	2-97	1208106	2-27	1210022	2-89
1206456	3-39	1208109	3-43	1210177	2-49
1206470	2-39, 2-49, 3-71	1208128	3-9	1210179	2-49, 2-53
1206475	3-13	1208153	2-89	1210262	2-49
1206482	3-39	1208155	2-89	1210286	2-23
1206530	2-91	1208156	2-89	1210312	3-11

Part Number	Page Number	Part Number	Page Number	Part Number	Page Number
1210399	2-95, 2-101, 3-19	1214545	2-61	1217422	2-101
1210581	3-11	1214550	2-95	1217545	1-1, 2-29
1210618	2-53	1214566	2-95	1217546	1-1, 2-29
1210624	2-49	1214622	2-13	1217547	2-63
1210630	2-49	1214737	2-13	1217573	2-17
1210660	2-51	1215151	2-7	1217598	3-11
1210667	2-51	1215171	2-73	1217601	2-13
1210673	3-51	1215584	2-17	1217649	2-65
1210711	2-7	1215585	2-17	1217681	3-52
1210807	2-41, 2-45, 2-53, 2-65, 2-71, 2-81, 2-99, 2-101, 3-3, 3-11, 3-15, 3-19, 3-23, 3-31, 3-47, 3-59	1215689	2-65	1217685	2-47
		1215693	2-65	1217704	2-29
1210970	2-95, 2-99	1215747	2-67	1217751	2-25
1210971	2-93	1215855	2-43, 2-47	1217792	2-13
1210977	3-52	1216252	3-11	1217821	2-61
1210978	3-53	1216256	3-11	1217835	2-41, 2-45
1211150	3-41	1216257	3-11	1217922	2-67
1211884	2-57, 2-59	1216258	3-15	1218038	2-65
1211952	2-23	1216279	3-11	1218041	2-65
1211963	3-45	1216293	3-15	1218042	2-65
1212006	3-45	1216300	3-13	1218065	2-29
1212112	1-1, 2-27	1216303	3-13	1218085	2-77
1212248	2-7	1216310	3-11	1218129	3-11
1212298	2-77	1216313	3-11	1218173	2-71
1212350	2-7	1216314	3-11	1218178	2-65
1212366	3-45	1216315	3-11	1218213	2-9
1212400	2-15	1216319	1-1, 3-13	1218279	3-15
1212415	2-19	1216320	1-1, 3-13	1218322	2-33, 2-71, 3-67
1212443	3-33	1216321	1-1, 3-13	1218331	2-71
1212623	2-49	1216323	3-13	1218371	2-71
1212782	2-91	1216473	2-67	1218383	2-77
1212849	2-55, 3-69	1216488	2-67	1218400	2-73
1212887	2-79	1216500	2-73	1218579	2-15
1213007	2-57	1216550	2-71	1218580	2-15
1213059	2-95	1216576	2-67	1218626	2-17
1213060	2-57	1216577	2-67	1218630	2-17
1213061	2-57	1216625	2-71	1218732	2-99
1213093	2-57, 2-59	1216637	2-71	1218851	2-11
1213110	2-81	1216690	2-67	1218852	2-11
1213118	3-45	1216717	3-23	1218881	2-65
1213161	2-53	1216753	2-101	1218918	1-1, 2-33, 2-35
1213182	3-45	1216775	2-67	1218920	2-17
1213186	3-45	1216819	2-61	1218994	3-3
1213206	3-45	1216822	2-75, 3-65	1219033	1-1, 2-33, 2-35
1213211	1-1, 2-57, 2-59	1216827	2-71	1219037	2-11
1213228	2-59	1216839	2-61	1219071	1-1, 2-31, 2-35
1213243	2-59	1216858	2-61	1219083	1-1, 2-33, 2-37
1213244	2-59	1216918	2-71	1219090	2-31
1213266	1-1, 2-57, 2-59	1216943	2-61	1219111	2-99
1213267	2-57, 2-59	1216949	2-57, 2-59	1219157	2-61, 3-63
1213362	3-45	1216950	2-57	1219160	2-33
1213392	3-45	1216951	2-59	1219167	2-29
1213461	2-15	1216961	2-61	1219236	1-1, 2-33, 2-35
1213513	3-41	1216980	2-61	1219243	1-1, 2-33, 2-37
1213530	2-91	1217002	2-71	1219248	2-33
1213539	2-91	1217005	3-11	1219280	2-33
1213799	3-41	1217010	2-75, 3-65	1219303	2-29, 2-31
1214093	2-79	1217072	2-67	1219358	2-31
1214095	3-25, 3-27	1217080	2-65	1219422	2-29
1214173	2-85	1217120	2-65	1219573	2-39
1214174	2-85	1217128	2-33	1219592	2-33
1214326	3-45	1217151	2-39	1219608	2-29, 3-69
1214337	2-83	1217152	2-39	1219642	2-31
		1217187	3-29, 3-59	1219725	2-31
		1217201	2-43	1220230	2-5
		1217322	2-23	1220232	2-5

CROSS REFERENCE

Part Number	Page Number	Part Number	Page Number	Part Number	Page Number
1220240	2-5	1224933	3-13	1231000	3-71
1220430	3-25, 3-27	1224934	3-13	1231144	3-71
1220450	2-39	1224935	3-13	12312	3-57
1220508	2-29	1224938	3-13	1231235	3-71
1220800	2-69	1225119	2-11	1231251	3-67, 3-73
1220899	2-7	1225382	2-65	1231252	3-67
1220927	2-65	1225398	2-5	1231253	3-67
1221016	2-41, 2-45	1225437	3-51	1231298	3-67
1221017	2-41, 2-45	1225439	3-31	1231332	3-67
1221023	2-41	1225442	2-25	1231518	3-69
1221161	2-25, 2-79	1225468	2-122	1231521	3-72
1221203	2-45	1225469	2-122	1231524	3-69
1221283	2-7	1225535	3-54	1231527	2-5
1221370	2-61, 3-63	1225537	3-54	12316	3-39, 3-59
1221456	2-41	1225549	2-5	12317	2-89
1221457	2-45	1225563	2-23	1232901	3-52
1221486	2-41, 2-45	1225631	2-67	1233055	2-49
1221530	2-41, 2-45	1225700	3-57	12333	2-61, 2-73, 2-81, 3-11, 3-45, 3-63
1221590	1-1, 2-29	1225704	3-57	1234554	2-15
1221611	2-41, 2-45	1225730	2-29	1234789	2-15
1221794	2-25	1225991	3-49	1234792	2-15
1221952	3-17, 3-33	1226000	3-49	1236066	2-15
1222016	2-39	1226043	3-49	1236287	2-7
1222527	1-1, 2-37, 2-75	1226049	3-49	1236318	3-59
1222528	2-75	1226141	2-13	1236430	2-17
1222529	2-75	1226312	2-71	1237664	2-9
1222532	2-75	1226407	2-41, 2-45	1237688	3-67
1222534	2-75	1226634	2-97	1237693	3-67
1222545	2-51	1226647	3-49	1237760	3-67, 3-73
1222738	2-39	1226674	2-75, 3-65	1238009	3-75
1222845	2-39	1226827	2-75, 3-65	1238011	3-75
1223001	3-13	12269	2-29, 3-69	1238133	3-55
1223002	2-71	1227026	2-65	1238205	3-63
1223086	2-75, 3-65	1227074	3-71	1238251	3-67, 3-73
1223100	2-31, 3-72	1227083	3-69	1238253	3-63
1223185	2-7	1227096	2-75, 3-65	1238255	3-63
1223190	2-61, 3-63	1227116	3-67	1238256	3-63, 3-73
1223228	2-7	1227117	3-67, 3-73	1238259	3-74
1223270	2-75, 3-65	1227172	2-61, 3-63	1238390	3-75
1223281	2-75, 3-65	12273	2-55, 2-61, 2-67, 2-77, 2-81, 3-9, 3-13, 3-31	1238513	3-57
1223368	2-43, 2-47	1227379	2-7	1238746	3-59
1223496	2-71	12274	2-13	1238848	2-7
1223524	2-71	1227424	2-39	1238870	2-17
1223586	2-75, 3-65	1227453	2-75, 3-65	1239018	3-59
1223609	2-5	1227455	2-53	1239141	3-59
1223610	2-5	1227460	2-43, 2-47	1239301	3-69
1223636	2-3	12277	2-71	1239309	3-9
1223637	2-3	1227790	2-39	1239312	3-9
1223638	2-3	1228214	2-39	1239363	3-69
1223639	2-3	1228337	2-67	1239504	2-41
1223784	2-75	1228461	2-65	1239505	2-45
1223797	2-41, 2-45	1229005	2-15	1239531	3-57
1223956	2-71	1230492	3-63	1239673	3-59
1224133	2-39	1230496	3-63	1239681	2-19
1224134	2-39	1230623	3-65	1239902	2-83
1224155	2-73	1230821	2-15	1240293	3-59
1224157	2-33	1230885	2-15	1241005	3-59
1224331	3-59	12309	3-11	1241249	3-51
1224341	2-11	1230922	3-63	1241253	3-51
1224454	2-11	1230925	3-63	1241255	3-69
1224699	2-13	1230954	3-63	1241509	3-57
1224700	2-11	1230990	2-75, 3-65	1241608	3-59
1224776	2-13	1230992	2-71	1242000	3-59
1224777	2-13	1230994	3-71	1242235	2-27
1224893	2-11, 2-13				

Part Number	Page Number	Part Number	Page Number	Part Number	Page Number
1242272	3-67	21168	3-57	32969	2-27
1242557	2-39, 3-71	21196	3-43	32980	2-25
1242744	2-23	21198	2-29, 3-59	32982	2-101
1242823	3-39, 3-59	21606	2-91	32984	2-25
1243150	3-59	21659	4-5	32987	3-69, 3-72
1243167	3-59	21661	4-5	33295	3-25, 3-27
1243644	3-57	222158	2-51, 3-57	33584	3-39
1243645	3-57	222260	2-49	33807	2-95, 2-99
1244175	3-74	222267	2-17, 3-5, 3-49	33925	2-23
1244176	3-74	222290	2-17	33930	2-97, 3-11, 3-47, 3-75
1244427	3-39, 3-59	222375	3-59	33932	3-31, 3-49, 4-3
1244570	3-57	222460	2-41, 2-45	33948	2-61, 3-63
1244906	3-57	222504	3-63	35529	2-65
1245866	3-57	222505	2-13, 3-13	35843	2-49, 2-67
130041	3-5	222516	2-7, 2-41, 2-45	35973	3-69, 3-72
130773	2-41, 2-45, 2-85, 3-7, 3-17, 3-31, 3-39, 4-3	222809	3-19	360369	2-19, 2-21
13766	2-65	222818	2-29, 2-55	360370	2-19, 2-21
13773	2-25	22297	3-45	360460	2-81
140027	2-61	223054	2-87	360943	2-5
140045	3-43, 3-67	223065	2-13	360973	2-11
140324	2-93	223163	2-19, 3-67	361076	2-17
140825	2-9	223198	2-53	361144	2-17
14242	2-27	230735	2-81	363087	2-89
14529	2-87	23146	2-7	363162	2-91, 3-13, 3-15
14595-1	2-15, 2-27	23446	3-57	363301	3-13
14605	3-71	23788	2-65	363469	2-57, 2-59
14799	2-13	23788-1	2-65	363976	2-39
14877	3-27, 3-29	24105	3-25, 3-27	365096	3-25, 3-27
150006	3-59	24196	3-29	367679	2-71
150208	3-33	24199	3-47, 3-63	368176	2-23
150412	3-59	24265	3-31	369359	3-43
150538	3-17, 3-33, 3-59	24584	3-39, 3-59	369415	3-51
150713	2-51	25015	2-39	369781	2-41, 2-45
15331	2-15, 2-89	25735	2-57, 2-59, 2-87	370095	2-3, 2-5
15675	2-85, 3-13	25887	3-69, 3-72	375321	3-25, 3-27
15678	2-15, 2-55, 2-57, 2-59, 2-75, 2-93, 3-57, 3-65	26315	2-23	377084	3-3, 3-5, 3-7
16735	2-13, 2-57, 2-59, 3-23, 3-59	26395-1	3-13	377349	2-77, 3-29
16879	2-49, 2-75, 3-65	26428	2-55	377364	2-51, 3-13
16930	2-39	28010	2-29, 3-69	379829	2-81
16931	2-11, 2-13, 2-31, 3-63, 3-72	29558	2-31	381502	2-27
16960	2-23	29570	2-85	382320	2-81, 2-85, 3-49
17404	2-57, 2-59, 2-75, 3-65	29584	2-49, 3-11	383725	2-17
17461	2-29, 2-67, 2-87	30406	2-73	383726	3-19
17521	3-25	32483	2-13, 2-19, 2-23, 2-25, 2-41, 2-45, 2-71, 2-75, 2-97, 2-99, 2-101, 3-5, 3-43, 3-47, 3-59, 3-65, 3-67	383727	2-99
18136	2-29, 3-69	32485	2-11, 2-41, 2-45	385685	2-81, 3-27, 3-29
18595	2-79, 3-25, 3-27	32486	2-27, 2-39, 2-67	386063	2-25
19065	2-25, 2-71	32490	2-61, 2-65, 2-93, 3-7, 3-17, 3-31, 3-33, 3-57, 3-67, 3-75	386088	2-57, 2-59
19066	2-11, 2-43, 2-47, 2-73, 3-5, 3-7	32491	2-7, 2-9, 2-11, 2-13, 2-15, 2-27, 2-29, 2-31, 2-75, 2-93, 3-57, 3-59, 3-63, 3-65, 3-69, 3-71, 3-72	386230	2-3
19312	2-7, 2-63, 2-85, 2-97, 2-101	32492	2-7, 2-9, 2-23, 2-39, 2-61, 2-67, 2-69, 2-85, 3-43, 3-71	386240	2-3
19314	2-97, 2-101	32509	4-3	386250	2-3
19315	3-5	32598	3-39	386257	2-55
19324	2-25	32716	2-67	386274	2-55
20170	2-25, 2-27	32899	2-15, 2-27	386299	3-11
20802	2-85			386324	2-77
20833	2-89			386364	3-31, 4-5
20944	3-31			386391	2-57, 2-59
20950	3-17, 3-31			386539	2-67
20951	3-31			386628	3-71
20952	3-31			386652	3-29
				386801	2-65
				386807	2-97
				386810	2-25
				386847	2-89
				386997	2-67
				386998	2-67

CROSS REFERENCE

Part Number	Page Number	Part Number	Page Number	Part Number	Page Number
386999	2-67	51534	2-39	76653	2-27
39005	3-11	51538	2-57, 2-59	767255	2-69
390994	2-77	51813	2-91	769785	3-39
390996	3-74	54333	3-29, 3-39, 3-59, 4-3	771048	2-69
391345	2-91	54390	2-27	77272	2-89
391434	2-87	54400	2-41, 2-45	77488	2-87
39239	2-93	54577	2-27	78398	3-27
39279	2-29	54618	3-11	78840	3-29, 3-59
39281	2-27	55094	3-15	78841	3-29, 3-59
39283	2-9	56166	2-15	79217	2-89
39285	2-23	57248	3-33	79273-2	2-79
39308	3-11	57379	3-25, 3-27	79497	3-25, 3-27
39311	3-11	57598	2-41, 2-45	79506	3-51
39322	2-73	57702	3-43	79874	2-69
39349	2-13, 2-25, 2-27, 3-9, 3-51	57772	3-57	80235	3-71
39395	3-69, 3-72	58359	2-65	80409	3-13
394349	2-39	58979	3-51	80487	3-71
397779	3-41, 3-57	59542	2-65	80491	2-57, 2-59, 3-71
397980	2-3	59658	2-61, 2-81, 3-63	81844	3-72
398481	2-122	59668	2-49	81952	2-89
398500	3-39, 3-60	59965	2-65	830207	2-15
398501	2-17	605070	2-15, 2-27	86379	2-97
398508	2-17	611221	3-47	86508	3-25, 3-27
398526	3-5	630146	2-79	86618	2-73
398806	2-85, 2-93, 3-57	630258	2-27	87147	2-65
40607	3-23	630358	2-15	87172	2-7
41140	2-71, 3-57	63233	3-11	87173	3-35
41141	2-7, 2-17, 2-71, 2-73	63244-2	3-25, 3-27	87677	3-59, 3-61
41143	2-53	63810	2-51, 2-53, 3-17, 3-25, 3-27, 3-29, 3-59	9006268	4-3
41185	2-29, 2-55, 3-69	63923	4-5	9008155	3-41
41186	2-51, 2-55, 2-67, 3-13	63987-1	3-39	9008182	3-3
41345	3-67	64425	2-57, 2-59	9009990	3-47
41358	2-23	64778	3-39, 3-59	9011916	4-6
41410	3-25, 3-27	66211	2-27	9013046	2-59
41430	2-67, 3-9, 3-43	66213	2-27	9013047	2-59
41437	2-19, 2-21	68567	2-53	9013756	2-57
41579	2-3, 3-57, 4-3	69461	3-23	9013757	2-59
41702	2-97, 2-101	69972	3-43	9013794	3-9
42120-1	2-65	70158	2-27	9013931	4-6
43555	3-17, 3-33	70161	2-27	9013934	4-6
43844	3-17, 3-31, 3-33, 3-35, 3-59, 4-3	70651	2-11	9014285	1-1
44906	2-29, 2-49, 3-11, 3-71	71274	2-87	9014338	3-29, 3-59
46390	2-55	71579	2-7	9014662	2-5
46657	2-15, 2-39, 2-41, 2-45, 3-71	71607	2-57, 2-59	9014664	2-5
46983	2-77	71628	3-29	9014666	2-3
47167	3-59	72968	2-51	9014997	2-23
47388	3-39	72970	2-7	9014998	2-13
47585	2-75, 3-65	73342	3-29, 3-59	9014999	2-11
48258	3-5	73377	2-39	9015002	2-95
49177	2-19, 2-21	73468	3-29	9015013	2-69
49266	3-5	74455	2-51, 2-53, 3-7	9015015	2-63
49697	2-55, 3-23	76062	2-97, 2-101	9015017	2-77
49800	3-49	762427	2-69	9015018	2-77
49826	2-93, 2-97, 3-9, 3-69, 3-75	762428	2-69	9015019	2-65
49891	2-85	763041	3-11, 3-72	9015020	2-65
49914	2-41, 2-45	763045	2-7, 2-71	9015022	2-65
50335	2-55	763064	2-41, 2-45	9015023	1-1, 2-75, 3-65
51103	2-87	763065	2-65	9015024	2-29
51338	2-27	763114	2-11, 2-25, 2-71, 2-95, 3-3, 3-19, 3-47	9015025	2-39
51339	2-27	763116	2-71	9015026	1-1, 2-35
51528	2-41, 2-45	763147	2-33, 2-61, 2-75, 3-67	9015027	1-1, 2-37
		76426	3-29	9015028	1-1, 2-29
		76570	2-93	9015038	2-93
				9015039	2-9
				9015040	2-85

Part Number	Page Number	Part Number	Page Number
9015044	1-1, 2-23	9018847	3-57
9015045	2-23	9018850	3-57
9015047	2-101	9018852	2-93
9015048	2-101	9018853	2-79
9015049	2-13	9018976	2-85
9015050	2-13	9018978	2-93
9015051	3-11	9018979	3-57
9015052	3-11	9018981	3-57
9015053	3-11	9018982	3-9
9015054	3-11	9020070	2-91
9015055	3-11	9020080	3-41
9015056	3-13	9020103	2-21
9015057	2-71	9020107	3-7
9015060	2-7	9020109	3-5
9015061	2-7	9020211	2-81
9015064	2-71	9020215	2-53
9015065	2-73	9020217	3-13
9015076	2-67	9020226	2-17
9015077	2-67	9020229	2-95
9015185	2-11	9020230	3-19
9015267	2-71	9020231	2-27
9015386	2-71	9020232	2-89
9015620	2-61	9020233	1-1, 2-89
9015632	2-23	9020235	2-55
9015633	2-11	9020237	2-55
9015634	2-11	9020238	2-51
9016496	2-51, 2-53, 3-17	9020239	2-55
9016734	2-15	9020240	2-55
9017101	2-5	9020242	2-51
9017160	3-23	9020243	2-57
9017358	3-76	9020244	2-57
9017359	3-76	9020245	2-55
9017360	3-76	9020250	2-49
9017361	3-76	9020251	2-49
9017362	3-76	9020252	3-39
9017363	3-76	9020253	2-49
9017364	3-76	9020260	3-33, 4-3
9017365	3-76	9020261	4-3
9017366	3-76	9020263	2-27
9017367	3-76	9020264	2-27
9017368	3-76	9020265	2-27
9017369	3-76	9020270	1-1
9017370	3-76	9020271	1-1
9017371	3-76	9020272	1-1
9017372	3-76	9020273	2-7
9017373	3-76	9020285	2-81
9017374	3-76	9020287	3-31
9017375	3-76	9020289	2-93
9017376	3-76	994513	2-5
9017377	3-76	994514	2-5
9017378	3-76	994515	2-5
9017379	3-76	994516	2-5
9017380	3-76	994539	2-3
9017381	3-76	994540	2-3
9017382	3-76	994541	2-3
9017383	3-76	994542	2-3
9017384	3-76	994543	2-3
9017385	3-76		
9017386	3-76		
9018833	3-69		
9018837	3-69		
9018840	3-73		
9018841	3-57		
9018842	3-57		
9018844	3-57		

PART DESCRIPTION TO PAGE NUMBER CROSS REFERENCE LIST

A

Actuator, 36v, 2.36in Stroke, 2-87
 Actuator, 36vdc, 06.0 Strk, 0700 Lbs, 2-67
 Actuator, 36vdc, 2.75strk, 450lb, 2-41, 2-45, 3-11
 Actuator, 36vdc, 5.00strk, 1100lb, 2-39, 2-49, 3-71
 Adapter, Swivel, 1.75, Abs, 3-41
 Alarm, 9-48vdc, 95 Db(A) [Ec-H20], 2-17
 Alarm, Backup, 12-48vdc, Adj, 3-5
 Angle Wldt, 2-31
 Angle Wldt, Hppr, 2-61
 Angle, Keeper, Cable, 3-71
 Angle, Latch, 2-19
 Angle, Mtg, Filterbox, 2-71
 Angle, Mtg, Transport, 3-49
 Angle, Mtg, Transport [M17], 3-49
 Angle, Sppt, Seat, 2-19
 Angle, Stil, Perforated .03, 2-53
 Antenna, Telem, 187 In [Gprs], 3-47
 Arm Kit, Drive, Swp, Direct, Afmkt [M17], 3-69
 Arm Kit, Lift, Hppr, Afmkt [M17], 2-65
 Arm Kit, Prop, Ce, Afmkt [M17], 2-65
 Arm Kit, Sqge, Front, Lh, Afmkt, 2-59
 Arm Kit, Sqge, Front, Rh, Afmkt, 2-57
 Arm Kit, Sqge, Rear, Lh, Afmkt, 2-59
 Arm Kit, Sqge, Rear, Rh, Afmkt, 2-57
 Arm Wldt, 2-91
 Arm Wldt, Drive, Swp, 3-69
 Arm Wldt, Front, Lh, 2-59
 Arm Wldt, Front, Rh, 2-57
 Arm Wldt, Hppr, 2-65
 Arm Wldt, Hppr Roll, 2-67
 Arm Wldt, Idler, Swp, 3-72
 Arm Wldt, Lh, 2-59
 Arm Wldt, Lift, 2-41, 2-45, 2-49, 3-71
 Arm Wldt, Rear, Lh, 2-59
 Arm Wldt, Rear, Rh, 2-57
 Arm Wldt, Rh, 2-57
 Arm, Lift, Actuator, Mach, 3-11
 Arm, Pivot, Mach, 3-11
 Assy, Seal, Mtg, Vacfan, 2-85

B

Bar Wldt, Retainer, Sqge, Rear, 2-91
 Bar Wldt, Weight, Hppr, 3-63
 Bar, Rnd, Plstc, 0.31d 08.5l, 2-77
 Base, Module, Light, 3-5
 Battery, Iron Clad, 36vdc, 860ah W/Water, 3-55
 Battery, Wet, 36Vdc, 625Ah [W/Watering], 3-52
 Battery, Wet, 36Vdc, 775Ah [Opportunity], 3-54
 Battery, Wet, 36Vdc, 775Ah [W/Watering], 3-53
 Bearing, Ball, 0.24b 0.51d 0.20w [2seal], 3-41
 Bearing, Ball, 0.62b 1.38d 0.43w, 2-29, 3-69
 Bearing, Ball, 0.67b, 1.85d, 0.55w, 2-23
 Bearing, Ball, 0.79b 1.85d 0.55w, 2-55

Bearing, Ball, 1.00b 2.05d .811w 2row, 2-65
 Bearing, Ball, 3.74b, 6.69d, 2.19w, 2-23
 Bearing, Cone, 1.38b 0.71w, 2-27
 Bearing, Cup, 2.56d 0.55w, 2-27
 Bearing, Flng, 2hole, 0.50b [Nyl], 2-75, 3-65
 Bearing, Flng, 2hole, 0.75b, 2-13
 Bearing, Flng, 2hole, 0.75b [Nyl], 2-13
 Bearing, Flng, 2hole, 1.25b, 2-11
 Bearing, Journal, 0.75b 0.88d 0.75l, 2-11
 Bearing, Motor, Ele, 4-6
 Bearing, Needle, 0.25b 0.88d 0.50w, 3-51
 Bearing, Pillowblock, 1.12b, 2-11
 Bearing, Self Align, 0.50b 1.00d, 2-39
 Bearing, Self Align, 0.67b 1.18d, 2-39
 Bearing, Self Align, 1.25b 2.00d, 2-65
 Bearing, Sleeve, 1.75id, 2-65
 Bearing, Split, 1.00b, 2-27
 Bearing, W/ Collar, 0.75b 1.85d 1.06w, 3-69, 3-72
 Bellcrank, Spring, Machined, 2-49
 Belt Kit, Drive, 2-55
 Belt Kit, Swp, Afmkt [M17], 1-1, 2-29
 Belt Kit, Swp, Direct, Afmkt [M17], 3-69
 Belt, Drive, 2-55
 Belt, Kit, Cyl, Afmkt [T17], 2-55
 Belt, Ribbed, 29.8l [Pj07], 1-1, 2-29
 Belt, Ribbed, 40.5l [Pj07], 1-1, 2-29
 Belt, Ribbed, 822.5l [Pj823], 3-69
 Blade, Front Squeegee 56.6l (Gum), 2-91
 Blade, Front Squeegee 56.6l (Linard), 1-1, 2-91
 Blade, Front Squeegee 56.6l (Urethane), 1-1, 2-91
 Blade, Rear Squeegee 60.6l (Gum), 2-91
 Blade, Rear Squeegee 60.6l (Linatex), 1-1, 2-91
 Blade, Rear Squeegee 60.6l (Urethane), 1-1, 2-91
 Blade, Sqge, Sba, Gum, 3-13
 Blade, Sqge, Sba, Inner [Linard], 1-1, 3-13
 Blade, Sqge, Sba, Inner, Gum, 3-13
 Blade, Sqge, Sba, Inner, Urethane, 3-13
 Blade, Sqge, Sba, Linatex, 1-1, 3-13
 Blade, Sqge, Sba, Urethane, 3-13
 Blade, Sqge, Side, Linatex, 1-1, 2-57, 2-59
 Blade, Sqge, Side, Rubber (Option), 2-57, 2-59
 Blade, Sqge, Side, Ure, 1-1
 Blade, Sqge, Side, Urethane (Option), 2-57, 2-59
 Block, Cooling, Press Wash, 3-59
 Bolt, Carriage, M8 X 1.25 X 80, Fl, 2-41, 2-45
 Bolt, Eye, .50-13 X 4.44 X .34eye, 2-39
 Bolt, Eye, M10 X 1.5 X 040mm, 10.00 Eye, 2-41, 2-45
 Bolt, Eye, M10 X 1.50 X 064mm, 07.10 Eye, 2-89
 Bolt, Eye, M8 X 1.25 X 070mm, 05.50 Eye, 2-57, 2-59
 Bolt, Shld, .41d X 0.35, M8 X 1.25, 3-39
 Boot, Circuitbreaker, 3-5
 Boot, Terminal, Battery, 25.4mm, Blk, 3-47
 Bracket Weldmt, Mtg, Pump, 3-29

Bracket Wldt, 2-91
 Bracket Wldt, Actuator, 3-71
 Bracket Wldt, Deck, 3-13
 Bracket Wldt, Fltr, 2-73
 Bracket Wldt, Housing, Headlight, 3-3
 Bracket Wldt, Hppr, 2-61
 Bracket Wldt, Hppr, Skirt, 3-63
 Bracket Wldt, Lh, Mtg, Door, 2-7
 Bracket Wldt, Mgt [T17 Ec-H20], 3-33
 Bracket Wldt, Mtg, Ohg, 3-9
 Bracket Wldt, Mtg, Pump, 2-69
 Bracket Wldt, Mtg, Skirt, Rear, 2-33
 Bracket Wldt, Mtg, Telem, 3-47
 Bracket Wldt, Mtg, Wrap, 3-67
 Bracket Wldt, Pivot, Sqge, 2-57, 2-59
 Bracket Wldt, Pump, 3-31, 3-39
 Bracket Wldt, Pump, Spray Hose, 3-39
 Bracket Wldt, Retaining, Skirt, 3-67
 Bracket Wldt, Rh, Mtg, Door, 2-7
 Bracket Wldt, Shakr, Fltr, 2-73
 Bracket Wldt, Sppt, Hppr, 2-61
 Bracket Wldt, Sppt, Tank, 2-19
 Bracket Wldt, Sqge Lift, Frame, 2-87
 Bracket Wldt, Sqge, Sba, 3-13
 Bracket Wldt, Sqge, Sba, 3-15
 Bracket Wldt, Support, Brake, 2-15
 Bracket Wldt, Tip, Lh, 3-74
 Bracket Wldt, Tip, Rh, 3-74
 Bracket, Angle, Keeper, Cable, 2-41, 2-45
 Bracket, Angle, Mtg, Brg, 3-69, 3-72
 Bracket, Bmpr, Hppr Mtg, 2-61, 3-63
 Bracket, Brake, Front, 2-15
 Bracket, Brg, Steering, 2-13
 Bracket, Bumper, 2-85
 Bracket, Bumper, Lh, Squeegee [T17], 3-43
 Bracket, Bumper, Rh, Squeegee [T17], 3-43
 Bracket, Compartment, Foot, 2-9
 Bracket, Ele, Circuitbreaker, 2-17
 Bracket, Enclosure, Ele, 2-99
 Bracket, Front, Battery, 3-52, 3-53, 3-54, 3-55
 Bracket, Latch [T17], 2-93
 Bracket, Latch, Cover, 3-49
 Bracket, Latch, Dbl Scb, Sqge, Side, 2-57, 2-59
 Bracket, Latch, Lh Panel [T17], 2-85
 Bracket, Mount, Camera, 2-11
 Bracket, Mount, Sba Valve, 3-17
 Bracket, Mtg, Base, Battery, Disconnect, 3-75
 Bracket, Mtg, Battery, Disconnect, 3-75
 Bracket, Mtg, Contactor, 2-97
 Bracket, Mtg, Cover, Recvy Tank, 2-81
 Bracket, Mtg, Filter Hsg, 2-79
 Bracket, Mtg, Fitting, Qdc, 3-25, 3-27
 Bracket, Mtg, Ftg, Auto Fill, 3-25, 3-27
 Bracket, Mtg, Hose, 2-83
 Bracket, Mtg, Latch, Keeper, 3-49
 Bracket, Mtg, Pedal, Painted, 2-15
 Bracket, Mtg, Skirt, 2-33
 Bracket, Mtg, Switch, 2-65, 3-23
 Bracket, Mtg, Tank, Detergent, 3-31
 Bracket, Mtg, Tank, Recvy, Lh, 2-81
 Bracket, Mtg, Tank, Recvy, Rh, 2-81

Bracket, Mtg, Tank, Soltn, Rh, 2-77
 Bracket, Mtg, Valve, Drain, 3-45
 Bracket, Pawl, Handle, 2-77
 Bracket, Pivot, 2-41, 2-45
 Bracket, Protector, Float Switch, 2-81, 3-27, 3-29
 Bracket, Pump, 3-17, 3-33
 Bracket, Retain, Hinge, Cover, 2-81, 3-57
 Bracket, Retainer, 2-33
 Bracket, Retainer, Recirculation, 3-67
 Bracket, Skirt, Recirculation, 3-67
 Bracket, Sppt, Debris Tray [T17/M17], 2-53
 Bracket, Sppt, Hose, Drain, 2-81
 Bracket, Sppt, Motor, 2-13
 Bracket, Sppt, Transport [M17], 3-49
 Bracket, Strainer, Pump, Es, 3-29
 Bracket, Valve, Large, 4-3
 Brake Assy, Drum, Mech, 07.9d [6600], 2-27
 Brake Kit, Repair, 2-27
 Brake Kit, Replmt, Afmkt [T17/M17], 2-15
 Brake Rod Kit, Afmkt [T17], 2-27
 Brkt Kit, Press Wash, Afmkt [T/M17], 3-57
 Brkt Wldt, Filter, 3-65
 Brush Assy, Disk, Scb, 13.0d, Nylon, 2-5
 Brush Assy, Disk, Scb, 13.0d, Polypropylene, 2-5
 Brush Assy, Disk, Scb, 13.0d, Super Abrasive, 2-5
 Brush Kit, Hub Assy, Drive, Ci [Hdpe In], 2-5
 Brush Kit, Hub Assy, Drive, Ci [Hdpe], 2-5
 Brush Kit, Hub Assy, Drive, Ci [Uhmw], 2-3
 Brush Kit, Motor, 4-6
 Brush Kit, Motor, Fan, 2-85
 Brush Kit, Swp, Polypropylene Wedge [Set Of 2], 2-5
 Brush, Disk, Scb, 13.0d, Heavy Duty Polypropylene, 2-5
 Brush, Disk, Scb, 20.0d, Nylon 6.12, 2-3
 Brush, Disk, Scb, 20.0d, Polypropylene, 2-3
 Brush, Disk, Scb, 20.0d, Super Abrasive, 2-3
 Brush, Disk, Swp, 20.0d, Polypropylene, 2-5
 Brush, Scb, 39l, 20sr, Nylon, Spl, 2-3
 Brush, Scb, 39l, 20sr, Polypropylene, Spl, 2-3
 Brush, Scb, 39l, 20sr, Super Abrasive, Spl, 2-3
 Brush, Swp, 34l, 05dr, Polypropylene, Spl, 2-5
 Brush, Swp, 35l, Wedge, Polypropylene, Spl, 2-5
 Bumper Kit, Afmkt [M17], 2-61
 Bumper Kit, Rear, Afmkt [T17], 2-7
 Bumper Wldt, Front, 2-61
 Bumper Wldt, Front [Hsla], 3-63
 Bumper, Rbr, 1.0d 0.38th .25-20, 2-85
 Bumper, Strip, 1.0, 2-7
 Bumper, Ure, 1.50d 1.25l, 3-43
 Busbar, 200a, 2-97
 Bushing, Flng, 0.44b 1.25d 0.25l, 2-89
 Bushing, Flng, 0.50b 0.59d 0.25l, 2-75, 3-11, 3-65
 Bushing, Flng, 0.50b 0.59d 0.38l, 2-49

Bushing, Flng, 0.63b 0.72d 0.25l, 2-15, 2-87
 Bushing, Flng, 0.63b 0.75d 0.38l, 2-57, 2-59, 2-87
 Bushing, Flng, 0.88b 1.0d 0.37l, 2-49
 Bushing, Flng, 0.88b 1.0d 0.50l, 2-49
 Bushing, Flng, 1.00b 1.13d 0.75l, 2-15
 Bushing, Flng, 1.00b 1.13d 1.00l, 3-11
 Bushing, Flng, 1.25b 1.41d 0.50l, 2-49
 Bushing, Flng, 1.75b 1.94d 1.00l, 2-67
 Bushing, Flng, 1.75b 1.94d 1.50l, 3-11
 Bushing, Sleeve, 0.50b 0.59d 0.50l, Bnz, 3-11
 Bushing, Sleeve, 0.63b 0.72d 0.38l, 2-57, 2-59
 Bushing, Sleeve, 1.00b 1.13d 0.99l, Fgl, 2-65
 Bushing, Sleeve, 1.00b 1.13d 1.750l, Fgl, 3-39
 Bushing, Sleeve, Flng 0.40b 0.625d 1.62l, Ss, 2-87

C

Cable Assy, 02ga [Fused Power, T18], 2-97
 Cable Assy, 02ga [T18/T17, Propell], 2-25
 Cable Assy, 02ga, Power [T18, 2 Cond.], 2-97
 Cable Assy, 04ga, Fuse [Press Wash, M17], 3-60
 Cable, .09d, 32.5l .38eye / M6-1.0, 3-71
 Cable, 04ga 6.5l Blk [M6 Ring/M6 Ring], 2-97
 Cable, 04ga 9.8l Blu [M5 Ring/M6 Ring], 2-97
 Cable, 2/0Ga 61.0L Blk [M6 Ring/M9 Ring], 3-47
 Cable, Battery, 2/0GA [M17, Telem], 3-47
 Cable, Battery, 2/0ga [M8 Ring/M6 Ring], 2-97
 Cable, Camera, 197.0L [Hvs], 2-11
 Cable, Glv .06d 012.0l .26eye / .26eye, 3-43
 Cable, Glv .13d 010.0l .52eye / .52eye, 2-7
 Cable, Lift, .19d 09.50l .38eye / .38eye, 2-41, 2-45
 Cable, Lift, .19d 4.89l .38eye / .38eye, 3-71
 Cable, Push / Pull, 052.6L .25-28 / .25-28, 2-27
 Cable, Ss .12d 22.6l .2clevis / .2clevis, 2-87
 Cam, Adj, Brush, 2-55
 Cam, Rear, 2-91
 Camera, Color, Fixed, 2-11
 Cap, Hub, Dust, 2.57d 0.77l, 2-27
 Cap, Tank, 3-31
 Cap, Usb, Universal, 2-11
 Capacitor, Plug [.01 Uf, 200v], 3-33
 Caster Assy, Sq, Rear, Afmkt [T17], 1-1
 Caster Kit, Rear Squeegie, Am, 1-1
 Caster, Assy, Sq, Rear, Afmkt [T17], 2-89
 Chain Kit, 40 X 104 Pitches, Afmkt [M17], 2-67
 Chain Kit, 40 X 181 Pitches, Afmkt [M17], 2-67

Chain, Double, 3/8 Pitch, Transmission, 2-23
 Chain, Rlr, 35 X 41 Pitches, 2-13
 Chain, Rlr, 40 X 104 Pitches [M17], 2-67
 Chain, Rlr, 40 X 181 Pitches [M17], 2-67
 Channel Assy, Lift, Sba, Afmkt [M17], 3-11
 Channel Wldt, Debris, 2-75
 Channel Wldt, Enclosure, Ele, 2-101
 Channel Wldt, Link, 3-11
 Channel Wldt, Mtg, Fan, 2-71
 Channel Wldt, Sppt, Steering, 2-9
 Charger, 36Vdc 195A 400Vac [Opportunity], 3-54
 Charger, 36Vdc/120A, 380-415Vac 3Ph, 3-53, 3-55
 Charger, 36Vdc/80A, 200-240Vac 1Ph, 3-52
 Charger, 36Vdc/80A, 380-415Vac 3Ph, 3-52
 Circuit Board Kit, Ec-H2o, Afmkt [T17], 4-3
 Circuit Board Kit, Sba, Afmkt [T17], 3-19
 Circuit Board Kit, Water, Afmkt [t17], 2-95
 Circuitboard Kit, Scrub, Afmkt [T17/M17], 2-95
 Circuitboard Kit, Swp, Main, Afmkt [M17], 2-101
 Circuitboard Kit, Swp, Side, Afmkt [M17], 2-101
 Circuitbreaker, 02.5a, Resettable, 2-95, 3-3, 3-5, 3-7, 3-19, 3-33
 Circuitbreaker, 15.0a, Resettable, 2-99, 3-5, 3-39, 3-60
 Circuitbreaker, 15a, Resettable, 3-7
 Circuitbreaker, 30.0a, Resettable, 2-17
 Circuitbreaker, 35.0a, Resettable, 3-19
 Circuitbreaker, 40.0a, Resettable, 2-99
 Circuitbreaker, 60.0a, Resettable, 2-95, 2-99
 Clamp Bracket, Distribution, 2-53
 Clamp Wldt, Rear, 2-91
 Clamp, Cable, 2-25
 Clamp, Cable, Nyl, 0.31d, Blk, 2-93
 Clamp, Cable, Ss, 0.50d X 0.50w [Insul], 2-51
 Clamp, Cable, Stil, 0.56d X 0.38w, 1hole, 3-13
 Clamp, Cable, Stil, 0.63d X 0.50w, 1hole, 3-39
 Clamp, Cable, Stil, 0.75d X 0.75w, 1hole, 2-51
 Clamp, Cable, Stil, 0.90D X 0.62W, 1 Hole, 2-97, 3-75
 Clamp, Cable, Stil, 0.90d X 0.62w, 1hole, 2-93, 3-47
 Clamp, Cable, Stil, 3.25d X 1.00w, 1hole, 2-83
 Clamp, Hose, Wormdrive, .025-0.62D, .31W, 3-33
 Clamp, Hose, Wormdrive, 0.25-0.62d, .31w, 3-17, 3-31, 3-33, 3-35, 3-59, 4-3
 Clamp, Hose, Wormdrive, 0.31-0.88d, .31w, 3-29, 3-39, 3-59, 4-3
 Clamp, Hose, Wormdrive, 0.56-1.06d, .56w, 2-51, 2-53, 3-17, 3-25, 3-27, 3-29, 3-59
 Clamp, Hose, Wormdrive, 0.81-1.50d, .50w, 2-79, 3-25, 3-27

CROSS REFERENCE

Clamp, Hose, Wormdrive, 1.06-2.00d, .56w, 2-79
 Clamp, Hose, Wormdrive, 1.56-2.50d, .50w, 3-45
 Clamp, Hose, Wormdrive, 2.62-3.50d, 3-17
 Clamp, Hose, Wormdrive, 4.63-5.50, 0.5w, 2-83, 3-45
 Clamp, Hose, Wormdrive, 5.56-6.50d, .56w, 2-85
 Clamp, Sppt, Wire, 2-25
 Clamp, Valve, U-Bolt, 3-45
 Clevis, 0.31d X 0.75l, 2-57, 2-59
 Clevis, Adj, 0.25pin, 0.25-28 Rh, Pl, 2-15, 2-27
 Clevis, Adj, 0.38pin, 0.31-24, Lh, Pl, 2-27
 Clevis, Adj, 0.38pin, 0.31-24, Pl, 2-27
 Clevis, Adj, M6 Pin, M6 X 1.0 Rh, Pl, 3-71
 Clevis, Rotation, 0.31pin, M6x1.0, 3-11
 Clip, Grip, Finger, 0.31-0.75d, Nk Pl, 3-57
 Clip, Grip, Hose, 0.75 - 1.12, Stl, Blk, Vyl, 3-41
 Clip, Keeper, 2-73
 Clip, Spring, Prop Arm, 2-65
 Clip, Tie, 0.25d, Plstc, 2-95, 3-7, 3-17, 3-31, 3-47
 Connector Kit, Tubing, 4-5
 Connector, 350a, Gray, 2-97, 3-52, 3-53, 3-54, 3-55
 Contactor, 36vdc, 100a, Sp, No, 2-25
 Contactor, 36vdc, 200a, Spst, 2-97, 2-99
 Controlbox Assy, Telem, 3-47
 Controller Kit, Steering, Afmkt [M17], 2-13
 Controller, Propel [36vdc, 200a, I-Drive], 3-59
 Controller, Propel [Ac, 36v, 275a], 2-25
 Controller, Steering, 36v, 2-13
 Cord, Battery Cover [T17], 2-93
 Coupling Wldt, Sqge, Front, 2-89
 Coupling Wldt, Sqge, Rear, 2-89
 Cover Assy, Battery, Ce [T17], 2-93
 Cover Assy, I-Drive, 3-59
 Cover Assy, Rec Tank, Ce Afmkt [T17], 2-81
 Cover Kit, Belt, Cyl, Afmkt [T7] (2 Kits Required), 2-55
 Cover Kit, Hppr, Afmkt [M17], 2-63
 Cover Kit, Lntl, Lh, Ce, Afmkt [M17], 2-7
 Cover Kit, Lntl, Rh, Ce, Afmkt, [M17], 2-7
 Cover Kit, Press Wash, Afmkt [T/M17], 3-57
 Cover Kit, Tank, Sol, Ce, Afmkt [M17], 2-77
 Cover Wldt, Belt, 3-69
 Cover Wldt, Cross Tube, 2-65
 Cover Wldt, Enclosure, Electrical, 2-95
 Cover Wldt, Sba, 3-15
 Cover, Arm, Lift, Lh, Trimmed, 2-67
 Cover, Arm, Lift, Rh, Trimmed, 2-67
 Cover, Battery, Ohg [T/M17], 3-9
 Cover, Battery, Pw, Dv, Na [T/M17], 3-57
 Cover, Battery, Pw, Dv, Ohg [T/M17], 3-57
 Cover, Belt, 2-55
 Cover, Belt, Drive, Swp, 2-29
 Cover, Fltr, W/ Insert, Rm-Cphg, 2-71
 Cover, Handle, 2-91
 Cover, Module, Light, 3-5
 Cover, Motor, Sba, Afmkt [T17], 3-13

Cover, Ohg, Trim, Lh, 3-9
 Cover, Ohg, Trim, Rh, 3-9
 Cover, Plug, Idler, 2-55
 Cover, Side, Lh, Afmkt [M17], 2-85
 Cover, Side, Rh, Afmkt [M17], 2-93
 Cover, Side, Rh, Std, Afmkt [M17], 2-93
 Cover, Thread, M5, 2-43, 2-47
 Cover, Transmission, 2-23
 Cover, Wash, Press [I-Drive], 3-59
 Crank Replacement Kit, 4-5
 Cuff Assy, Outer, Drain Hose, 2-83
 Cuff, Adapter, 1.75 X 2.50, Pvc, 3-41
 Cuff, Adapter, 2.75 X 3.00, Pvc, 2-91
 Cuff, Hose, 5.0 / 2.0 Id, 3-45
 Cylinder, Hyd, 2.0b 19.69l 10.00strk, 2-65

D

Device, Centering, Clip On, TI [Gf Pp], 2-3, 2-5
 Diode, Ele, Plug, 2-17, 3-39, 3-60
 Disk, Driver, Pad, W/ Face, 20.0d, 2-3
 Door Assy, Idler, Cyl, Afmkt [T17] (2 Kits Required), 2-55
 Door Wldt, Brush, Lh, 2-7
 Door Wldt, Brush, Rh, 2-7
 Door Wldt, Debris, 2-75
 Door Wldt, Dump, 3-65
 Drive Kit, Swp, Afmkt [M17], 2-29
 Driver Assy, Pad, 13.0d, 2-5
 Driver, Pad, 20.0d, 2-3
 Drum, Cable, Lift, 2-87

E

Ear, 2-67
 Ec-H2O Module Kit, Afmkt [T17] (See Breakdowns), 3-33
 Ec-H2o Module Kit, Afmkt [T17], 4-3
 Electrode, 5 Plate, High Flow, 4-3
 Electrode, Cylindrical, 4-3

F

Fan Kit, Vacuum, Afmkt [M17], 2-71
 Fan, Vacuum, 5.7D, 036Vdc, 1 Stage, 2-71
 Fan, Vacuum, 6.6d, 036vdc, 1 Stage [Bpt], 2-85
 Fastener, 11.00l [Hook & Loop], 2-25, 2-91
 Fastener, 8.0l [Hook And Loop], 3-33
 Filter Element, Water [M/T17], 2-79
 Filter, Cyl, 11.09D, 09.36L, 6.73ID, 2-73
 Filter, cyl, Synthetic, 11.09D, 09.36L, 6.73ID, 2-73
 Filter, Panl, Dust, 2.0 X 06.1 X 07.6, 1-1, 2-81
 Filter, Screen, 080 Mesh, In-Line, 2-79
 Filter, Soltn, 080mesh, Pm12 3.2d 17.5l, 3-27
 Filterbox, Hg, Trimmed, 2-71
 Fitting, Brs, E90, Bm06/Pm06, 3-59
 Fitting, Brs, E90, Bm06/Pm06, Short, 3-39
 Fitting, Brs, E90, Bm10/Pm04, 3-59
 Fitting, Brs, E90, Em08/Pm06, 3-39
 Fitting, Brs, E90, Pf06/Pm06, Spcl, 3-39, 3-59

Fitting, Brs, Qdc, Bm12/Qf08, 3-25, 3-27
 Fitting, Brs, Qdc, Pf08, 3-25, 3-27
 Fitting, Brs, Snubber, Pm02/Pf02, 3-33
 Fitting, Brs, Str, Bm03/Pm02, 3-23
 Fitting, Brs, Str, Bm06/Pf08, 3-59
 Fitting, Brs, Str, Bm06/Pm02, 4-3
 Fitting, Brs, Str, Pf04/Pm06, Bshg, 3-59
 Fitting, Brs, Str, Pf06/Pm04, 3-57
 Fitting, Brs, Str, Pf06/Pm08, 3-59
 Fitting, Brs, Str, Pf06/Pm12, 3-39
 Fitting, Brs, Str, Pm02, Plug [Skhd], 3-33
 Fitting, Brs, Str, Pm04/Pm06 [Hp], 3-57, 3-59
 Fitting, Brs, Str, Pm06/Pm06, 3-59
 Fitting, Brs, Str, Pm08/Garden Hose, 3-25, 3-27
 Fitting, Coupler, Hose, Shank, Fem, 3-45
 Fitting, Grease, Str Pm04 .47l, 2-23
 Fitting, Grease, Str Pm1.125L, 2-65
 Fitting, Grease, Str, Pm04 .47L, 2-65
 Fitting, Hyd, E45, Fm04/Om04, 2-69
 Fitting, Hyd, E90, Fm04/Om04, 2-69
 Fitting, Hyd, Rst, Fm04/Of04, .047, 2-69
 Fitting, Hyd, Str, Fm04/Om04, 2-69
 Fitting, Pipe, Plug, Pm08, Sq Head, 3-25
 Fitting, Plstc, E45, Pf12/Pf12, 3-25, 3-27
 Fitting, Plstc, E90, Bm04 Cplg Male, 3-33
 Fitting, Plstc, E90, Bm04/Pm04, Nyl, 3-35
 Fitting, Plstc, E90, Bm05/Pm02, Nyl, 4-3
 Fitting, Plstc, E90, Bm06/Bm06, 3-31
 Fitting, Plstc, E90, Bm06/Pm04, Nyl, 3-33
 Fitting, Plstc, E90, Bm06/Pm06, 3-59
 Fitting, Plstc, E90, Bm06/Pm06, Nyl, 3-17, 3-31, 3-33, 3-35
 Fitting, Plstc, E90, Bm08/Bm08, 3-39
 Fitting, Plstc, E90, Bm08/Pm06, 3-39, 3-59
 Fitting, Plstc, E90, Bm10/Pm06, 3-17
 Fitting, Plstc, E90, Bm10/Pm12, 3-29
 Fitting, Plstc, E90, Bm12/Pm08, 3-25, 3-27
 Fitting, Plstc, E90, Bm12/Pm12, 3-27, 3-29
 Fitting, Plstc, E90, Bm16/Pm12, 2-79, 3-25, 3-27
 Fitting, Plstc, E90, Bm16/Pm16, 2-79
 Fitting, Plstc, Pf04/Pf04/Pf04, 3-35
 Fitting, Plstc, Pf12/Pf12, Bh, 2-77, 3-29
 Fitting, Plstc, Rst, 3-35
 Fitting, Plstc, Rst, Main Head, 3-35
 Fitting, Plstc, Str, Bm04, Cplg, Male, 3-33, 3-35
 Fitting, Plstc, Str, Bm04, Cplg, Fem [Tco], 3-35
 Fitting, Plstc, Str, Bm04/Bm06, 3-33, 3-35
 Fitting, Plstc, Str, Bm05, Cplg, Fem, 3-33, 3-35
 Fitting, Plstc, Str, Bm06, Cplg, Fem, 3-33, 3-35
 Fitting, Plstc, Str, Bm06, Cplg, Male, 3-33
 Fitting, Plstc, Str, Bm06/Bm06, 3-17, 3-31
 Fitting, Plstc, Str, Bm06/Bm08, 3-59
 Fitting, Plstc, Str, Bm06/Pm06, 3-17, 3-33, 3-59
 Fitting, Plstc, Str, Bm10/Pm12 [Nylon], 3-29
 Fitting, Plstc, Str, Bm12/Pm08, Nyl, 3-27
 Fitting, Plstc, Str, Bm12/Pm12, 2-79
 Fitting, Plstc, Str, Bm16/Pm12, 3-25, 3-27
 Fitting, Plstc, Str, Pf12/Pf12, 3-29

Fitting, Plstc, Str, Pm04, Cplg,Mal[Tco], 3-35
 Fitting, Plstc, Str, Pm04/Pm04, 3-35
 Fitting, Plstc, Str, Pm08/Pm08, 3-25, 3-27
 Fitting, Plstc, Str, Pm08/Pm12, Nyl, 3-25, 3-27
 Fitting, Plstc, Tee, Bm04/Bm04/Bm04, 2-51
 Fitting, Plstc, Tee, Bm06/Bm06/Bm06, 3-35
 Fitting, Plstc, Tee, Bm16/Pf12/Bm16, Br, 3-25, 3-27
 Fitting, Plstc, Tee, Pf08/Pf08/Pf08, 3-25, 3-27
 Fitting, Plug, Pm06, Hdpe, 2-79
 Fitting, Ss, Qdc, Fem, 3-57
 Fitting, Ss, Qdc, Mal, 3-57, 3-59
 Fitting, Stl, Pm04/Pm02/Pm04/Pm02, Spcl, 3-33
 Fitting, Stl, Str, Bm06/Pm06, Swivel, 3-39
 Fitting, Swivel, Str, Pf06/Pm06, Brs, 3-39
 Flange, Brg, 1.9id 2h, 3-69, 3-72
 Flap, Resistor, Check Valve, 3-29
 Flap, Restrictor, Check Valve, 3-59
 Flapper, Valve, Pump, Water, 3-29, 3-59
 Frame Wldt, Main [M17], 2-7
 Frame Wldt, Sppt, Filterbox, 2-75
 Fuse, 002a, 250vdc, Cartridge, 3-47
 Fuse, 100a, 0.88 2.4l, 125volt, 2-97
 Fuse, 150a [Mega Series], 2-97
 Fuse, 150a, 0.88 2.4l [Slo-Blo], 2-97

G

Gasket, .25 1.88d 1.0id [Poron], 3-29, 3-59
 Gasket, Base, Module, 3-5
 Gasket, Belt, Cover, 2-55
 Gasket, Cover, Fltr, 2-71
 Gasket, Filterbox, 2-75, 3-65
 Gasket, Filterbox, Thermal Switch, 2-71
 Gasket, Steering, Transmission, 2-23
 Gasket, Ure, .16, 3.23id 3.63od, 2-91
 Gasspring, 90lb, 3.15strk, 3-57
 Grip, Handle, Valve, 3-45
 Grip, Lock, 2-91
 Grommet, Blind, 4-3
 Grommet, Pye, 0.37id, F/1.5h, .13 Matl, 3-31
 Grommet, Rbr, 0.62id, F/0.9h, .12 Matl, 3-7
 Grommet, Rbr, 1.31id, F/1.6h, .12 Matl, 2-11
 Guard Wldt, Top, Ohg, 3-9
 Guard, Brush, Side, 2-43, 2-47
 Guard, Light, Revl / Strobe, 3-7
 Guide, Cable, Sqge Lift, 2-87
 Guide, Sqge, Side, 2-57, 2-59

H

Handle, 2-77
 Handle Kit, Wand, Afmkt, 3-41
 Handle, Gun, Trigger, 3-57
 Handle, Panel, 2-17
 Handle, Valve, 3-45
 Harness kit, Vac Fan, Afmkt [Static Gnd], 2-71

Harness, Ele [Ec-H20, T12], 3-37
 Harness, Ele [Headlights, M17], 3-3
 Harness, Ele [Pressure Washer, M17/T17], 3-61
 Harness, Ele [Shaker, M17], 2-73
 Harness, Ele [Side Scrub, T17], 3-21
 Harness, Ele [Side Sweep, M17], 2-121
 Harness, Ele [Static Gnd], 2-71
 Harness, Ele [Sweep, M17], 2-121
 Harness, Ele [Telemetry, T17], 3-47
 Harness, Ele, Ech20 [T12 Module], 4-3
 Harness, Ele, Main [M17], 2-121
 Harness, Ele, Ohg [T12], 3-7
 Harness, Ele, Propel Motor [M17, T17], 2-25
 Harness, Ele, Scrub Motors [T17, Ferrite], 2-121
 Harness, Wire, Alarm / Light [T16], 3-5
 Head Wldt, Disk, 2-51
 Hinge Wldt, [T12], 2-85, 2-93
 Hinge Wldt, Cover, Battery, 3-57
 Hinge Wldt, Cover, Battery [T17], 2-93
 Hinge Wldt, Rh [T17], 2-93
 Hinge, .38pin .19 4.0w 6.0l, 2-7
 Hinge, Wldt, Lh, 2-85
 Holder Wldt, Blade, Lh, 2-59
 Holder Wldt, blade, Rh, 2-57
 Hook Wldt, Latch, 2-55
 Hopper, Debris, Trimmed, 2-53
 Hopper, Steel, 3-63
 Hopper, Trimmed, 2-61
 Horn, 36vdc, 110dba, 2-7
 Hose Assy, Drain, 3.0 Id 35 L, 1-1, 2-83
 Hose Assy, Drain, 3.0 Id 64 L, 2-83
 Hose Assy, Rear Squeegee, 1-1, 2-91
 Hose Assy, Sqge, W/2cuff, 3-41
 Hose Assy, W/1 Cuff, 2.0 Id 120.0 L, 3-45
 Hose Kit, Press Wash, Afmkt [T/M17], 3-57
 Hose Kit, Spray, Afmkt [T17], 3-39
 Hose Trap Assy, 2-91
 Hose, Afmkt, Pvc, Brd, 0.25id, 01Ft, 2-51, 3-35
 Hose, Afmkt, Pvc, Brd, 0.25id, 03Ft, 3-33, 3-35
 Hose, Afmkt, Pvc, Brd, 0.25id, 08Ft, 3-35
 Hose, Afmkt, Pvc, Brd, 0.25id, 08ft, Clr, 3-33
 Hose, Afmkt, Pvc, Brd, 0.38id, 02ft, Clr, 3-33
 Hose, Afmkt, Pvc, Brd, 0.38id, 03ft, Clr, 3-17, 3-35
 Hose, Afmkt, Pvc, Brd, 0.38id, 08ft, Clr, 3-17, 3-33
 Hose, Afmkt, Pvc, Brd, 0.38id, 12ft, Clr, 3-59
 Hose, Afmkt, Pvc, Brd, 0.38id, 20ft, Clr, 3-31
 Hose, Afmkt, Pvc, Brd, 0.50id, 08ft, Clr, 3-59
 Hose, Afmkt, Pvc, Brd, 0.50id, 12ft, Clr, 3-39
 Hose, Afmkt, Pvc, Brd, 0.62id, 02ft, Clr, 3-17
 Hose, Afmkt, Pvc, Brd, 0.62id, 03ft, Clr, 3-59
 Hose, Afmkt, Pvc, Brd, 0.62id, 08ft, Clr, 3-29

Hose, Afmkt, Pvc, Brd, 0.75id, 03ft, Clr, 3-29
 Hose, Afmkt, Pvc, Brd, 01Ft, Clr, 4-3
 Hose, Afmkt, Pvc, Wir, 0.75 Id, 03Ft, Clr, 2-51
 Hose, Afmkt, Pvc, Wir, 0.75id, 03ft, Clr, 2-53
 Hose, Afmkt, Pvc, Wir, 0.75id, 08ft, Clr, 3-25, 3-27
 Hose, Afmkt, Pvc, Wir, 1.00Id, 01Ft, Clr, 2-79
 Hose, Afmkt, Pvc, Wir, 1.00 Id, 03ft, Clr, 3-25, 3-27
 Hose, Afmkt, Vacuum, 0.16id, 03ft, 3-23
 Hose, Hyd, Tc04, Ff04e90/Ff04str, 019.0, 2-69
 Hose, Hyd, Tc04, Ff04e90/Ff04str, 034.5, 2-69
 Hose, Pvc, Brd, 0.38id, 01Ft, Clr, 4-3
 Hose, Rbr, 25ft, 3-57
 Housing, 2-67
 Housing Wldt, Brush, Iron Gray, 2-33
 Housing Wldt, Scb, Cyl, 2-53
 Housing Wldt, Swp Sb, Lh, 2-45
 Housing Wldt, Swp Sb, Rh, 2-41
 Housing, Bottom, 4-3
 Housing, Input [As Machined], 2-23
 Housing, Output, Machined, 2-23
 Housing, Sqge, Holder, Wheel, F/609648, 3-41
 Housing, Upper, Module, High Flow, 4-3
 Hub Wldt, Idler, 2-31
 Hub, Drive, Brush, Disk, 0.75b [6t], 2-51, 3-13
 Hub, Sprocket, 1.6b 3.5d 2.0l, 2-67

I

Inductor, 12.7mmid [156 Imp At 25mhz], 3-59
 Inductor, 18mmid [225 Imp At 25mhz], 2-25
 Inductor, 32.0mml [Ferrite 0-300mhz] (Australia Only), 2-11
 Inductor, 32.5mml [Ferrite 25-300mhz], 2-25
 Inductor, 36.2Mml, Rnd [Ferrite 1-300Hz], 2-95
 Instr, Use&Care, Wallchart [M17], 3-76
 Insulation, Acstc, 0.5, 15.4 X 01.5, 3-72

K

Keeper, Latch, Draw, 3-57
 Key, Ignition, Sgl, 2-17
 Key, Sq, 0.19 X 0.19, 0.75l, 2-13, 2-29, 2-55, 3-69
 Key, Sq, 0.19 X 0.19, 1.00l, 2-11, 3-59
 Key, Sq, 0.25 X 0.25, 0.75l, 2-65
 Key, Sq, 0.25 X 0.25, 1.00l, 2-51, 3-13
 Key, Sq, 05mm X 05mm, 25mml, 2-29, 2-55, 3-69
 Kit, Replmt, Cover, Battery, OHG, Ce, 3-9
 Knob, Adj, Caster, 2-89
 Knob, Caster, 2-89
 Knob, Star,, 3-41

CROSS REFERENCE

Knob, Star, 2.00d 5ear, M10 X 1.0l Stud, 2-31, 3-72
 Knob, Star, 2.75d 4ear, M8x1.25 Fem, 2-33, 2-71, 3-67
 Knob, Star, 3.21d 5ear 4.45l M10x1.5, 2-89
 Knob, Star, 3.21d 5ear M10, 2-89

L

Label [Userm Attention, ec-H20], 2-122
 Label Set, Info/Hzrd, Pyc, Ce [T17/M17], 2-122
 Label Set, Info/Hzrd, Vyl, Ce [T17/M17], 2-122
 Label, Circuit Breaker, 2-95
 Label, Circuitbreaker, Ele [M17], 2-99
 Label, Circuitbreaker, Steering, 2-17
 Label, Direction [Ec-H2o], 4-3
 Label, Hole, Cover, Recvy Tank, 2-81
 Label, Level, Sound [100 Db], 2-122
 Label, Logo, 05.75l 2color [Es], 2-122
 Label, Logo, 12.3l 4color [Ec-H2o], 2-122
 Label, Logo, 16.9l 4color [Ec-H2o], 2-122
 Label, Module [Nsf, Ec-H2o], 4-3
 Label, Opertnl, Console, Lh [Ss Var], 2-17
 Label, Opertnl, Console, Rh [Base], 2-17
 Label, Opertnl, Console, Rh [Dlx] (Pro-Panel Only), 2-17
 Label, Opertnl, Telem [Fcc/lc], 3-47
 Label, Opertnl, Vacuum Wand Handle, 3-41
 Latch, 2-55, 2-85, 2-93, 3-49, 3-57
 Latch Kit, Filterbox, Afmkt [M17], 2-71
 Latch, Cmpr, Yel Grip, 2-57, 2-59
 Latch, Compression, Sqge, Sba, 3-13
 Latch, Draw, 3-57
 Lever Wldt, Door, Dump, 2-75, 3-65
 Lever Wldt, Sqge Lift, Pulley, 2-87
 Lift Arm Kit, Swp, Afmkt [M17], 2-39
 Lift Wldt, Main Swp, 2-39
 Lift Wldt, Sqge, Pulley, 2-87
 Light Assy, Led, 3-5
 Light Assy, Pre-Sweep, Afmkt, 3-3
 Light Kit, Strobe, Module Cl [T17], 3-5
 Light Kit, Strobe, Ohg, Ci [T17], 3-7
 Light, Strobe, Amb, 12-48vdc, Rwk, 3-5, 3-7
 Link Assy, Lift, Head, Afmkt [T17], 2-49
 Link Kit, Sq, Rear, 1 Link, Afmkt [T17], 2-89
 Link Kit, Upper, Sba, Afmkt [M17], 3-11
 Link Wldt, Brake, 2-15
 Link, Chain, Rlr, 35, 2-13
 Link, Chain, Rlr, 40, 2-67
 Link, Pivot, Lower, 2-41, 2-45
 Link, Upper, 3-11
 Lip, Tray, Debris, 2-53

M

Magnet, Latch, Brush Door, 2-7, 2-63
 Manifold, Bar, Spray, 2-53
 Manifold, Sba, 3-17
 Manifold, Soltn, 2-51
 Manifold, Solution Delivery, Main, 2-79
 Manual, Oprtr [M17 Ele, Bg, Ce], 3-76
 Manual, Oprtr [M17 Ele, Cz, Ce], 3-76

Manual, Oprtr [M17 Ele, De, Ce], 3-76
 Manual, Oprtr [M17 Ele, Dk, Ce], 3-76
 Manual, Oprtr [M17 Ele, Ee, Ce], 3-76
 Manual, Oprtr [M17 Ele, En, Ce], 3-76
 Manual, Oprtr [M17 Ele, Es, Ce], 3-76
 Manual, Oprtr [M17 Ele, Fi, Ce], 3-76
 Manual, Oprtr [M17 Ele, Fr, Ce], 3-76
 Manual, Oprtr [M17 Ele, Gr, Ce], 3-76
 Manual, Oprtr [M17 Ele, Hr, Ce], 3-76
 Manual, Oprtr [M17 Ele, Hu, Ce], 3-76
 Manual, Oprtr [M17 Ele, It, Ce], 3-76
 Manual, Oprtr [M17 Ele, Lt, Ce], 3-76
 Manual, Oprtr [M17 Ele, Lv, Ce], 3-76
 Manual, Oprtr [M17 Ele, Ni, Ce], 3-76
 Manual, Oprtr [M17 Ele, No, Ce], 3-76
 Manual, Oprtr [M17 Ele, Pl, Ce], 3-76
 Manual, Oprtr [M17 Ele, Pt, Ce], 3-76
 Manual, Oprtr [M17 Ele, Ro, Ce], 3-76
 Manual, Oprtr [M17 Ele, Ru, Ce], 3-76
 Manual, Oprtr [M17 Ele, Se, Ce], 3-76
 Manual, Oprtr [M17 Ele, Si, Ce], 3-76
 Manual, Oprtr [M17 Ele, Sk, Ce], 3-76
 Manual, Oprtr [M17 Ele, Tr, Ce], 3-76
 Manual, Parts [M17 Ele, En, Ce], 3-76
 Manual, Service Info [M17 Ele, En], 3-76
 Mesh Assy, Cloth, 3-41
 Mesh Assy, Cloth [T17], 2-77
 Molding, Afmkt, Trim, Pvc, .08 .11, 01ft, 2-11, 2-73
 Molding, Afmkt, Trim, Pvc, .18 .31, 02Ft, 2-95
 Motor Assy Kit, Steering, Afmkt [M17], 2-13
 Motor Assy, Cyl, Afmkt [T17], 2-55
 Motor Assy, Disk, Afmkt [T17], 2-51
 Motor Assy, Steering, Power, 36v, 2-13
 Motor Kit, Ele, Shaker, Afmkt [M17], 2-73
 Motor Rplmt Kit, Drive [M17], 2-23
 Motor, Ele, 24-72vdc 3400rpm 6.71hp, 3-59
 Motor, Ele, 36 Vdc, 350 Rpm 1.25 Hp Gear, 3-13
 Motor, Ele, 36vdc 0070rpm 60w, 2-43
 Motor, Ele, 36vdc 0070rpm 60w, Lh, 2-47
 Motor, ele, 36Vdc 1750rpm 1.00hp 22.0a, 3-69, 4-6
 Motor, Ele, 36vdc 1750rpm 1.00hp 22.0a (See Breakdowns), 2-29
 Motor, Ele, 36vdc 22017rpm 0.11hp 03.3a, 2-73
 Motor, Ele, 36vdc, 1750 Rpm 1.5hp, 2-55
 Motor, Ele, 36vdc, 350 Rpm 1.5hp Gear, 2-51
 Mount Wldt, Motor, Lh, 2-45
 Mount Wldt, Motor, Rh, 2-41
 Muffler, Vacfan, 2.50 Id X 25.0 Oal, 2-71
 Muffler, Vacfan, 11.0 L, 2-85

N

Nameplate, Tennant, Domed, 2-63
 Nozzle, Press Washer, 3-57
 Nozzle, Spray, Gun, 3-39
 Nut, Compression, 2.25-12, Abs, 3-41
 Nut, Hex, Fling, M5 X 0.80, 3-17
 Nut, Hex, Fling, M6 X 1.00, 3-75

Nut, Hex, Fling, M8 X 1.25, 2-13, 2-75, 3-63, 3-65
 Nut, Hex, Jam, .25-28, 2-15, 2-27
 Nut, Hex, Jam, .31-24, 2-25, 2-27
 Nut, Hex, Jam, 1.12-12, 2-11
 Nut, Hex, Jam, M10 X 1.5, [Din439], 2-41, 2-45
 Nut, Hex, Jam, M10 X 1.5, Ss, 2-67
 Nut, Hex, Jam, M12 X 1.75, [Din439], 2-65
 Nut, Hex, Lock, .31-18, NI, Ss, 2-19, 2-21
 Nut, Hex, Lock, .50-13, NI, Ss, 2-89
 Nut, Hex, Lock, .75-10, NI, 3-69, 3-72
 Nut, Hex, Lock, #10-32, NI, 2-73
 Nut, Hex, Lock, M10 X 1.5, NI, 2-67, 3-9, 3-43
 Nut, Hex, Lock, M10 X 1.5, NI, Ss, 2-39, 2-87, 2-89, 2-91
 Nut, Hex, Lock, M12 X 1.75, NI, 2-27, 2-39, 2-67
 Nut, Hex, Lock, M12 X 1.75, NI, Ss, 2-49
 Nut, Hex, Lock, M4 X 0.70, NI, 2-71, 3-57
 Nut, Hex, Lock, M4 X 0.70, NI, Ss, 3-31, 3-49, 4-3
 Nut, Hex, Lock, M5 X 0.80, NI, 2-43, 2-47, 3-5, 3-7, 3-47, 3-51
 Nut, Hex, Lock, M5 X 0.80, NI, Ss, 2-57, 2-59, 2-65, 3-29, 3-33, 3-39
 Nut, Hex, Lock, M6 X 1.00, NI, 2-25, 2-41, 2-45, 2-61, 2-65, 2-75, 2-87, 2-97, 3-39, 3-43, 3-47, 3-65, 3-67, 3-71
 Nut, Hex, Lock, M6 X 1.00, NI, Ss, 2-7, 2-15, 2-49, 2-57, 2-59, 2-75, 2-87, 2-101, 3-29, 3-51, 3-65
 Nut, Hex, lock, m8 X 1.25, ml, Ss, 2-81
 Nut, Hex, Lock, M8 X 1.25, NI, 2-7, 2-11, 2-13, 2-15, 2-31, 2-33, 2-41, 2-45, 2-65, 2-75, 2-93, 3-39, 3-49, 3-65, 3-69, 3-72
 Nut, Hex, Lock, M8 X 1.25, NI, Ss, 2-7, 2-39, 2-41, 2-45, 2-57, 2-59, 2-81, 2-83, 3-11, 3-15, 3-25, 3-27, 3-45, 3-51, 3-57, 3-63
 Nut, Hex, Sltd, 1.00-20, 2-27
 Nut, Hex, Std, .25-20, 2-7, 2-63, 2-85, 2-97, 2-101
 Nut, Hex, Std, .50-13, 2-39
 Nut, Hex, Std, 10-32,, 2-25
 Nut, Hex, Std, M10 X 1.50, Ss, 2-39, 2-89
 Nut, Hex, Std, M10-1.5 , Ss, 2-39, 2-89
 Nut, Hex, Std, M5 X 0.80, 8, 2-55
 Nut, Hex, Std, M5 X 0.80, Brs, 2-97
 Nut, Hex, Std, M6 X 1.00, Brs, 2-97
 Nut, Hex, Std, M6 X 1.00, Ss, 3-71
 Nut, Hex, Std, M8 X 1.25, 3-11
 Nut, Hex, Std, M8 X 1.25, Ss, 2-57, 2-59, 2-91
 Nut, T, M10 X 1.50 X 0.62od X 0.5l, 2-91
 Nut, T, M10 X 1.50 X 15.80od X 13.5l, 2-57, 2-59

P

Pad, 20.0/510 [3m, Hi-Pro, 5pc], 2-3
 Pad, Buff, 13.0/330, Red [5pc], 2-5
 Pad, Buff, 20.0d /510, Red [5pc], 2-3
 Pad, Pedal, Brake, 2.79l 1.84w .75t, 2-15
 Pad, Polish, 13.0/330, White [5pc], 2-5

Pad, Polish, 20.0/510, White [5pc], 2-3
 Pad, Scrub, 13.0inch /330, Blue [5pc], 2-5
 Pad, Scrub, 20.0inch /510, Blue [5pc], 2-3
 Pad, Skid, Plstc, 3-74
 Pad, Stop, Pye, 2-39
 Pad, Stop, Rbr, 2-49
 Pad, Strip, 20.0/510, Brown[1pick=5pads], 2-3
 Pad, Stripping, 13.0/330, Brown[5pc], 2-5
 Pad, Surf Prep, 13.0d [Maroon, 1pick=1pad], 2-5
 Panel Assy, Cyl, Afmkt [T17], 2-55
 Panel Kit, Pod, Afmkt [Pro, M20/M30/T20] (Pro-panel Only), 2-11
 Panel Kit, Pod, Afmkt [Std, M20/M30], 2-11
 Panel Wldt, Cover, Brush, 2-7
 Panel Wldt, Cover, Brush, Lh, 2-7
 Panel Wldt, Enclosure, Electrical, 2-95
 Panel Wldt, Perma-Filter, 2-75, 3-65
 Panel, Access, CE, Afmkt [T17], 2-17
 Panel, Console, Lh, 2-17
 Panel, Console, Lh [Ss Var], 2-17
 Panel, Console, Rh, 2-17
 Panel, Filterbox, 2-71
 Pawl, Ratchet, 3-39
 Pedal Assy, Accelerator, W/O Brake, 4-4
 Pedal Assy, Accelerator, W/O Brake [T17], 2-15
 Pedal, Foot, W/ Tread, 4-4
 Pedal, Window, 2-15
 Pin, .043d 2.75l [303ss], 2-91
 Pin, .75d X 5.88l, 2-7
 Pin, 0.63d, 02.0l [W/Cbore, M8 Screw], 2-91
 Pin, 1.25d 5.5l, 2-65
 Pin, Arm, Prop Rod, 2-65
 Pin, Axle, Brg, 3-41
 Pin, Clevis, .38d X 2.83l, Hardened, 2-39, 3-71
 Pin, Clevis, 0.19d X 0.63l, 2-87
 Pin, Clevis, 0.25d X 0.75l, 3-71
 Pin, Clevis, 0.25d X 0.79l, 2-15, 2-27
 Pin, Clevis, 0.31d X 1.12l, 3-11
 Pin, Clevis, 0.31d X 2.62l, 2-87
 Pin, Clevis, 0.37d X 1.00l, 2-27
 Pin, Clevis, 0.37d X 1.25l, 2-15, 2-39, 2-41, 2-45, 3-71
 Pin, Clevis, 0.37d X 1.50l, 2-31
 Pin, Clevis, 0.37d X 1.75l, 2-29, 2-67, 2-87
 Pin, Clevis, 0.37d X 2.00l, 2-49, 3-11
 Pin, Clevis, 0.37d X 2.12l, 2-91
 Pin, Clevis, 0.37d X 2.25l, 2-49
 Pin, Clevis, 0.37d X 3.25l, 2-41, 2-45
 Pin, Clevis, 0.37d X 4.00l, 2-41, 2-45
 Pin, Clevis, 0.38D X 1.00L, 2-27
 Pin, Clevis, 0.50d X, 2-41, 2-45
 Pin, Clevis, 0.50d X 2.00l, 2-39
 Pin, Clevis, 0.50d X 2.62l, 2-87
 Pin, Clevis, 0.50d X 4.50l, 2-49
 Pin, Clevis, 0.50d X 5.00l, 2-57, 2-59
 Pin, Clevis, 0.625d X 1.75l, 3-15
 Pin, Clevis, 0.62d X 2.91l, 2-87
 Pin, Clevis, 0.75d X 2.00l, M10 Hole, 2-89
 Pin, Clevis, 10mmd X , Pl, 2-67
 Pin, Clevis, Grvd, 0.38d X 1.25l, 2-15
 Pin, Clevis, Grvd, 1.00d X 3.31l, 2-65
 Pin, Cotter, .062 X 0.75, 2-15, 2-27, 2-87, 3-71

Pin, Cotter, .094 X 0.75, 3-11
 Pin, Cotter, .094 X 1.00, 2-15, 2-39, 2-87, 3-71
 Pin, Cotter, .125 X 0.75, 2-67
 Pin, Cotter, .125 X 1.00, 2-27, 2-31, 2-39
 Pin, Cotter, .125 X 1.25, 2-87
 Pin, Cotter, .125 X 1.75, 2-27
 Pin, Cotter, .156 X 1.25, 2-39, 2-41, 2-45, 2-57, 2-59, 2-89
 Pin, Cotter, Hair, 0.38d .093 Wir, 2-29, 2-49, 3-11, 3-71
 Pin, Cotter, Hair, 0.75d .148 Wir, 3-15
 Pin, Hair, Cotter, 0.62d .120 Wir, 2-7, 2-43, 2-47
 Pin, Hitch, .375d X 3.12l, Pl, 3-43
 Pin, Mtg, M8 X 1.25 Thrd, 2-15
 Pin, Pivot, Sba, 3-11
 Pin, Roll, .187d X 1.62l, .187/.192, 2-7
 Pin, Roll, .250d X 0.75l, .250/.256, 2-57, 2-59, 2-75, 3-65
 Pin, Roll, .250d X 1.50l, .250/.256, 2-23
 Pin, Roll, .250d X 2.00l, .250/.256, 2-43, 2-47
 Pin, Spindle, Spring, 2-15
 Pivot, 2-67
 Pivot Arm Kit, Act, Sba, Afmkt [M17], 3-11
 Pivot Arm Kit, Sba, Afmkt [M17], 3-11
 Pivot Wldt, 2-53
 Pivot Wldt, Caster, Sqge, 2-89
 Pivot, Lift, 2-51
 Plate Assy, Side, Head, Afmkt [T17], 2-49
 Plate Wldt, Attachment, Frame, 2-23
 Plate Wldt, Bearing Clamp, 2-27
 Plate Wldt, Brg, 2-11
 Plate Wldt, Hppr, Inner, Lh, 3-63
 Plate Wldt, Hppr, Inner, Rh, 3-63
 Plate Wldt, Mtg, Hose-Reel [T17], 3-39
 Plate Wldt, Mtg, Hppr, Lh, 2-61
 Plate Wldt, Mtg, Hppr, Rh, 2-61
 Plate Wldt, Mtg, Hppr, Stil, Lh, 3-63
 Plate Wldt, Mtg, Hppr, Stil, Rh, 3-63
 Plate Wldt, Mtg, Platform, 2-19
 Plate Wldt, Panel, Rh, 2-7
 Plate Wldt, Pump, 3-59
 Plate Wldt, Shaft, Pedal, 2-15
 Plate Wldt, Side, 2-31
 Plate Wldt, Sppt, Brg, 2-13
 Plate, Adapter, Brush, 2-43, 2-47
 Plate, Arm, Prop, 2-81
 Plate, Bmpr, Mount, 2-61, 3-63
 Plate, Door, Battery Rollout [T17], 3-51
 Plate, Door, Battery Rollout [T17/M17], 3-51
 Plate, Doubler, 3-43
 Plate, Drive, Brush, Main, Mach, 2-29
 Plate, Guard, Fan, 2-71
 Plate, Guide, Battery Rollout [T17], 3-51
 Plate, Hook, Latch, 3-49
 Plate, Latch [T17], 2-85, 2-93, 3-57
 Plate, Magnet, Cover, Hppr, 2-63
 Plate, Mtg, 2-19
 Plate, Mtg, Battery, Disconnect, 3-75
 Plate, Mtg, Cover, 3-57
 Plate, Mtg, Mesh, 2-77
 Plate, Mtg, Switch, 2-71
 Plate, Mtg, Tank, Detergent, 3-31
 Plate, Plstc, Bat Rollout, 3-51
 Plate, Prop Rod, [T17], 2-93

Plate, Retainer, Skirt, 3-67
 Plate, Seal, Fan, 2-71
 Plate, Side, Skirt, 3-67
 Plate, Side, Wrap, 2-55
 Plate, Sppt, Board, 2-101
 Plate, Wldt, Deflector, 2-71
 Platform Set, Oprtr [T17], 2-19
 Plug Kit, Press Wash, Pump, Afmkt[T/M17], 3-57
 Plug, Adapter, Port, 3-41
 Plug, Circuit Breaker [Carling, 50/60a], 2-95
 Plug, Drive, Brush, 2-55
 Plug, Drive, Brush, Nyl, 2-29, 3-69
 Plug, Hole, Rnd, 0.25h 0.8l, Brb, Nyl, 3-57
 Plug, Hole, Rnd, 0.25H, 1.00D 0.61L, Nyl, 3-45
 Plug, Hole, Rnd, 0.44H .03-.12, Blk Nyl, 2-95, 2-99
 Plug, Hole, Rnd, 0.63h 0.1l, Blk, 2-95
 Plug, Hole, Rnd, 1.75h .18-.25, Blk Nyl, 2-61, 3-63
 Plug, Hole, Rt, 1.45 X 0.83, Blk Nyl, 3-57
 Plug, Hole, Rt, Rocker Switch, .87 X 1.7, 2-17
 Plug, Hole, Soltn Tank, Blk Pyu, 2-77
 Plug, Idler, Brush, 2-55
 Plug, Idler, Brush [Sgl Brg], 2-31, 3-72
 Plug, Oil, 3-57
 Pulley Assy, Idler, 2-29
 Pulley, Cable, 1.5d Nyl, 2-41, 2-45
 Pump Kit, Hyd, Cyl, Na/Ce, Afmkt [M17], 2-69
 Pump, Detgt, 36vdc (See Breakdowns), 3-31
 Pump, Metering Solution, 4-5
 Pump, Pressure Washer, 3-59
 Pump, Soltn, 36vdc, Impeller, 3-29
 Pump, Soltn, Ele, 36vdc, 45psi, 3-39, 3-59
 Pump, Soltn, Ele, 36vdc, 60psi, 3-17, 3-33

R

Reel Assy, Hose, Large, 3-39
 Relay, 36Vdc, 005A, Spdt No [Greenwich], 3-5
 Replacement Kit, Bellows, 4-5
 Retainer Assy, Side Sqge, With Latch, 2-57, 2-59
 Retainer Wldt, Front, 2-33
 Retainer Wldt, Skirt, Lh, 2-33
 Retainer Wldt, Sqge, Sba, 3-13
 Retainer, Blade, Lh, 2-75
 Retainer, Blade, Rh, 2-75
 Retainer, Blade, Sqge, 14.2l (1 set = 2 blades), 3-41
 Retainer, Bracket, 2-75
 Retainer, Brg, Iron Gray, 2-55
 Retainer, Housing, Transmission, 2-23
 Retainer, Ring, 2-65
 Retainer, Seal, Door, Vac Fan, 2-85
 Retainer, Shaft, Transmission, 2-23
 Retainer, Skirt, .12, 1.2w X 16.3l, Gray, 2-31
 Retainer, Spring, 3-11
 Rework, Dust Cap, Valve, Drain, 3-45
 Ring, Compression, 3-41

CROSS REFERENCE

Ring, Mtg, Sqge, .38l, 2-91
 Ring, Retaining, Ext, 0.59d, Basic, 2-29, 2-89, 3-69
 Ring, Retaining, Ext, 0.62d, Basic, 2-29, 3-69
 Ring, Retaining, Ext, 0.75d, 2-65
 Ring, Retaining, Ext, 0.75d, Hd, 2-55
 Ring, Retaining, Ext, 0.98d, [E-Ring], 2-65
 Ring, Retaining, Ext, 0.98d, Basic, 2-65
 Ring, Retaining, Ext, 1.00d, Basic, 3-39
 Ring, Retaining, Ext, 1.12d, 2-11
 Ring, Retaining, Ext, 1.75d, Hd, 2-65
 Ring, Retaining, Ext, 11.5mm Id, 2-23
 Ring, Retaining, Ext, 16.2mm Id, Hd, 2-23
 Ring, Retaining, Int., 2-29
 Ring, Retaining, Int, 1.38d, Basic, 3-69
 Ring, Retaining, Int, 2.00d, 2-65
 Rivet, Blind, .156D X 1.07 X .31D, Alm, 3-41
 Rivet, Blind, .188d X 0.53 X .62d, Alm, 2-53
 Rivet, Plstc, .250d X 0.90, 2-7, 2-51
 Rod Wldt, Seat, Battery Cover [T17], 2-93
 Rod-End, M10 X 1.5lh Fem M10 X 1.5stud, 2-89
 Rod-End, M10 X 1.5rh Fem M10 X 1.5stud, 2-89
 Rod-End, M10x1.5lh Fem 10.0b, 2-39
 Rod-End, M10x1.5rh Fem, 2-39
 Rod-End, M8 X 1.25rh Fem 8mmb, 3-11
 Rod, Hex, M10, 05.12l, Stil, 2-39
 Rod, Hex, M10, 09.50l, Stil, 2-89
 Rod, Hex, Thd .31-24, 2-Ended, 2-27
 Rod, Thrd, 2 End, M8 X 1.25 09.1l, 3-11
 Rod, Thrd, 2end, M8x1.25/ M10x1.5 -02, 2-91
 Rod, Thrd, Full, .25-20 01.5l, 2-97, 2-101

S

Screen, Pump, 3-31
 Screen, Safety, Vac Fan, 2-81
 Screen, Vacuum, 2-81
 Screw, Btn, M6 X 1.0 X 20, 10.9, Blk, 2-33, 2-61, 2-75, 3-67
 Screw, Flt, Soc, M10 X 1.50 X 20, 10.9, NI, 3-74
 Screw, Flt, Soc, M5 X 0.80 X 16, 10.9, 3-51
 Screw, Flt, Soc, M6 X 1.00 X 12, 10.9, 2-63
 Screw, Flt, Soc, M6 X 1.00 X 16, 10.9, 2-39
 Screw, Flt, Soc, M6 X 1.00 X 20, 10.9, 2-49, 2-75, 3-65
 Screw, Flt, Soc, M6 X 1.00 X 25, 10.9, 2-61, 2-87
 Screw, Flt, Soc, M8 X 1.25 X 30, Ss, 3-51
 Screw, Hex, .25-20 X 0.38, G5, 2-97, 2-101
 Screw, Hex, .25-20 X 0.50, G5, 3-5
 Screw, Hex, .38-16 X 0.88, G5, 3-43
 Screw, Hex, .38-16 X 1.25, G5, 2-29, 3-59
 Screw, Hex, .50-13 X 3.00, 18-8, Ss, 2-89
 Screw, Hex, .75-10 X, 3-69, 3-72
 Screw, Hex, M10 X 1.5, 2-69
 Screw, Hex, M10 X 1.5 X 20, 8.8, 2-9

Screw, Hex, M10 X 1.50 X 20, Ss, 2-57, 2-59
 Screw, Hex, M10 X 1.50 X 25, 8.8, 2-9
 Screw, Hex, M10 X 1.50 X 25, NI, Ss, 2-61, 2-87, 3-69, 3-71
 Screw, Hex, M10 X 1.50 X 25, Ss, 2-55
 Screw, Hex, M10 X 1.50 X 30, 8.8, 3-9
 Screw, Hex, M10 X 1.50 X 30, Ss, 2-89
 Screw, Hex, M10 X 1.50 X 35, 10.9, 2-23
 Screw, Hex, M10 X 1.50 X 40, 8.8, 2-23
 Screw, Hex, M10 X 1.50 X 50, 8.8, 2-39
 Screw, Hex, M10 X 1.50 X 70, Ss, 2-87
 Screw, Hex, M10 X 1.50 X 80, 8.8, 3-43
 Screw, Hex, M10 X 1.50 X 90, 10.9, Fl, 2-67
 Screw, Hex, M10 X 1.50 X 90, 8.8, 3-9
 Screw, Hex, M12 X 1.75 X 180, 8.8, 2-49
 Screw, Hex, M12 X 1.75 X 25, 8.8, 3-67
 Screw, Hex, M12 X 1.75 X 30, Ss, 3-11
 Screw, Hex, M12 X 1.75 X 40, 10.9, 3-43
 Screw, Hex, M12 X 1.75 X 40, 8.8, 2-27, 2-49, 2-51
 Screw, Hex, M12 X 1.75 X 45, 10.9, 2-39
 Screw, Hex, M12 X 1.75 X 50, 8.8, 2-53, 2-67
 Screw, Hex, M12 X 1.75 X 50, Fl, 2-65
 Screw, Hex, M12 X 1.75 X 60, 10.9, 2-39
 Screw, Hex, M4 X 0.70 X 50, Ss, 4-3
 Screw, Hex, M5 X 0.80 X 10, Fmg, 2-53
 Screw, Hex, M5 X 0.80 X 12, 8.8, 3-57
 Screw, Hex, M5 X 0.80 X 12, Ss, 2-55, 2-65, 2-71, 3-17, 3-33, 3-35
 Screw, Hex, M5 X 0.80 X 16, 8.8, 3-57
 Screw, Hex, M5 X 0.80 X 16, Ss, 3-47, 3-63
 Screw, Hex, M5 X 0.80 X 25, Ss, 3-39, 3-59
 Screw, Hex, M6 X 1.00 X 10, Fmg, 2-51, 3-57
 Screw, Hex, M6 X 1.00 X 12, Fmg, 2-51, 2-53, 3-7
 Screw, Hex, M6 X 1.00 X 12, NI, Ss, 2-71, 3-13
 Screw, Hex, M6 X 1.00 X 12, Ss, 3-49
 Screw, Hex, M6 X 1.00 X 16, 2-55
 Screw, Hex, M6 X 1.00 X 16, 8.8, 2-19, 2-25, 2-97, 2-99, 3-11, 3-59
 Screw, Hex, M6 X 1.00 X 16, NI, Ss, 2-29, 2-33, 3-25, 3-27, 3-69
 Screw, Hex, M6 X 1.00 X 16, Sems, Ss, 2-95, 2-101
 Screw, Hex, M6 X 1.00 X 16, Ss, 2-15, 2-55, 2-57, 2-59, 2-75, 2-93, 3-57, 3-65
 Screw, Hex, M6 X 1.00 X 16, Ss, Sems, 2-55
 Screw, Hex, M6 X 1.00 X 20, 8.8, 3-39, 3-43
 Screw, Hex, M6 X 1.00 X 20, 8.8, NI, 2-13
 Screw, Hex, M6 X 1.00 X 20, 9.8, Sems, 2-11, 2-25, 3-33
 Screw, Hex, M6 X 1.00 X 20, NI, Ss, 2-71
 Screw, Hex, M6 X 1.00 X 20, Ss, 2-7, 2-85, 3-67, 3-71
 Screw, Hex, M6 X 1.00 X 25, 8.8, 2-29, 3-69
 Screw, Hex, M6 X 1.00 X 25, 9.8, Sems, 2-61, 2-65

Screw, Hex, M6 X 1.00 X 25, Ss, 2-55, 3-29
 Screw, Hex, M6 X 1.00 X 35, 8.8, 2-25, 2-41, 2-45
 Screw, Hex, M6 X 1.00 X 40, Ss, 2-97, 3-11, 3-47, 3-75
 Screw, Hex, M6 X 1.00 X 45, 8.8, 2-25, 3-75
 Screw, Hex, M6 X 1.00 X 55, Fl, Ss, 3-51
 Screw, Hex, M6 X 1.00 X 80, Ss, 2-87
 Screw, Hex, M8 X 1.25 X 100, Ss, 3-11
 Screw, Hex, M8 X 1.25 X 120, Ss, 3-11
 Screw, Hex, M8 X 1.25 X 16, 8.8, 2-13, 2-57, 2-59, 3-23, 3-59
 Screw, Hex, M8 X 1.25 X 16, NI, Ss, 2-93, 2-97, 3-9, 3-69, 3-75
 Screw, Hex, M8 X 1.25 X 16, Ss, 2-85, 3-13
 Screw, Hex, M8 X 1.25 X 20, 8.8, 2-11, 2-13, 2-31, 3-63, 3-72
 Screw, Hex, M8 X 1.25 X 20, Fmg, 2-7, 2-71
 Screw, Hex, M8 X 1.25 X 20, NI, Ss, 2-55, 2-61, 2-67, 2-77, 2-81, 3-9, 3-13, 3-31
 Screw, Hex, M8 X 1.25 X 20, Ss, 2-9, 2-15, 2-93, 3-47
 Screw, Hex, M8 X 1.25 X 20, Ss (Large Battery), 3-51
 Screw, Hex, M8 X 1.25 X 20, Ss, Sems, 2-9, 2-13, 2-17, 2-19, 2-29, 2-71, 2-75, 2-79, 2-81, 2-83, 2-85, 2-93, 2-95, 3-5, 3-33, 3-39, 3-57, 3-59, 3-65, 3-72
 Screw, Hex, M8 X 1.25 X 25, 9.8, Sems, 2-7, 2-31, 2-67, 2-69, 2-71, 2-75, 3-3, 3-39, 3-49, 3-65, 3-67
 Screw, Hex, M8 X 1.25 X 25, 9.8, Sems, Lock, 2-65
 Screw, Hex, M8 X 1.25 X 25, Ss, 2-7, 2-9, 2-51, 2-81, 3-15, 3-17, 3-31, 3-33, 3-49, 3-57, 3-59, 3-69, 3-72
 Screw, Hex, M8 X 1.25 X 25, Ss, NI, 2-61, 2-73, 2-81, 3-11, 3-45, 3-63
 Screw, Hex, M8 X 1.25 X 30, 8.8, 2-93
 Screw, Hex, M8 X 1.25 X 30, 8.8, NI, 2-19, 3-67
 Screw, Hex, M8 X 1.25 X 30, 9.8 Sems, 3-52, 3-53, 3-54, 3-55
 Screw, Hex, M8 X 1.25 X 30, 9.8, Sems, 2-7, 2-29, 2-33, 2-41, 2-45, 3-49, 3-74
 Screw, Hex, M8 X 1.25 X 30, NI, Ss, 2-61, 3-63
 Screw, Hex, M8 X 1.25 X 30, Ss, 2-7, 2-15, 2-77, 2-81, 3-11, 3-13, 3-15, 3-29, 3-31
 Screw, Hex, M8 X 1.25 X 35, 8.8, 2-41, 2-45, 3-71
 Screw, Hex, M8 X 1.25 X 35, 9.8, Sems, 2-19, 2-75, 3-51, 3-65
 Screw, Hex, M8 X 1.25 X 35, 9.8, Sems (Small Battery), 3-51
 Screw, Hex, M8 X 1.25 X 35, Fl, Ss, 2-7
 Screw, Hex, M8 X 1.25 X 35, NI, Ss, 2-61, 2-81, 3-63
 Screw, Hex, M8 X 1.25 X 40, Ss, 2-15
 Screw, Hex, M8 X 1.25 X 45, Ss, 2-13, 3-13
 Screw, Hex, M8 X 1.25 X 55, Ss, 3-63

Screw, Hex, M8 X 1.25 X 60, 8.8, 2-65	Seal, Afmkt, Bulb, Dual, 12Ft [F/.30Gap], 1-1, 2-81	Sleeve, P/M, 0.25b 0.38d 0.2l [430ss], 2-57, 2-59, 3-71
Screw, Hex, M8 X 1.25 X 60, 8.8, Fl, 2-39	Seal, Afmkt, Bulb, Str, 1.12, 0.88W 08Ft, 2-75, 3-65	Sleeve, P/M, 0.25b 0.38d 0.8l, 2-41, 2-45, 3-11
Screw, Hex, M8 X 1.25 X 60, Fl, Ss, 2-31	Seal, Axial, Transmission [199 Vs R], 2-23	Sleeve, P/M, 0.32b 0.50d 0.3l [430ss], 2-41, 2-45
Screw, Hex, M8 X 1.25 X 70, 8.8, 2-29	Seal, Bulb, Str, 1.51h .88w Adh, 32.6l, 2-75, 3-65	Sleeve, P/M, 0.32b 0.50d 0.4l [430ss], 3-11
Screw, Hex, M8 X 1.25 X 90, 8.8, 2-33	Seal, Diverter, Rear, 1-1, 2-37, 2-75	Sleeve, P/M, 0.32b 0.50d 0.5l [430ss], 2-41, 2-45
Screw, Hex, M8 X 1.25 X 90, 8.8, 2-27	Seal, Door, Vac Fan, Rbr, 2-85	Sleeve, P/M, 0.32b 0.50d 3.03l, 3-11
Screw, Pan, Phl, .31-18 X 1.00, G2, 2-19	Seal, Foam, 2-71	Sleeve, P/M, 0.34b 0.63d 0.4l, Ss / Oil, 2-81
Screw, Pan, Phl, .31-18X1.00, G2, 2-21	Seal, Rbr, Clsd, 0.31, 4.5d 02.4h, 2-71	Sleeve, P/M, 0.34b 0.63d 0.6l, Bnz, 3-13
Screw, Pan, Phl, 06 X 0.50, Fmg/Ab, Blk, 2-9	Seal, Rbr, Clsd, 0.63, 0.63, 3.0l, 3-57	Sleeve, P/M, 0.34b 0.63d 1.2l, Bnz, 3-13
Screw, Pan, Phl, 06-20 X 0.50, Fmg/Ab, 2-17, 3-5, 3-49	Seal, Shaft, Door, Dump, 2-75, 3-65	Sleeve, P/M, 0.41b 0.73d 1.3l [430ss], 2-39
Screw, Pan, Phl, 08-16 X 1.13, F/ Plstc, 3-9	Seat Kit, Deluxe, Ci [T17], 2-21	Sleeve, P/M, 0.50b 0.87d 0.6l [430ss], 2-49
Screw, Pan, Phl, 10-14 X 0.75, F/ Plstc, 2-5	Seat, Dlx, W/ Armrests & Seatbelt, 2-21	Sleeve, P/M, 0.75b 0.88d 0.6l [841brz], 2-13
Screw, Pan, Phl, 10-32 X 0.50, G2, Blk, 2-93	Seat, Std [Milsco], 2-19	Sleeve, P/M, 1.13b 1.38d 1.0l, 2-11
Screw, Pan, Phl, 12-16 X 0.50, F/ Plstc, 2-81, 2-85, 3-49	Sensor Kit, Filter, Clogged, Ci [M17], 3-23	Sleeve, P/M, Fing, 0.33b 0.75/0.50d 0.8l, 2-81
Screw, Pan, Phl, 12-16 X 0.50, F/Plstc, 2-11	Sensor, Level, Liq, 14vdc 01a .62-11, 2-81, 3-27, 3-29	Sleeve, P/M, Fing, 0.50b 1.10/0.66d 0.9l, 2-39
Screw, Pan, Phl, M3 X 0.50 X 6, 4.8, 2-95, 2-99	Sensor, Position [Hall], 4-4	Sleeve, P/M, Fing, 0.50b 1.25/0.75d 0.4l, 2-49
Screw, Pan, Phl, M4 X 0.70 X 10, 4.8, 2-95, 3-19	Sensor, Press, 3 Psi, 8-30vdc, 2-77	Sleeve, Vyl, Flex, .23ld, 3-5
Screw, Pan, Phl, M4 X 0.70 X 10, Ss, 2-55, 3-23	Service Kit [T17], 1-1	Spacer, Blade, 1-1, 3-13
Screw, Pan, Phl, M4 X 0.70 X 16, 4.8, 2-13, 2-25, 2-71, 2-101, 3-47, 3-49, 3-57	Shaft, 2-27	Spacer, Brg, 2-29, 2-55, 3-69
Screw, Pan, Phl, M4 X 0.70 X 16, Ss, 3-31	Shaft Wldt, Brake, 2-27	Spacer, Brush, 2-43, 2-47
Screw, Pan, Phl, M4 X 0.70 X 35, Ss, 2-3	Shaft Wldt, Door, Debris, Arm, 2-75, 3-65	Spacer, Drive, Swp, 3-69
Screw, Pan, Phl, M5 X 0.80 X 12, Ss, 3-33	Shaft, Drive, 3-69	Spacer, Fltr, 2-73
Screw, Pan, Phl, M5 X 0.80 X 16, 4.8, 2-85, 3-5, 3-7	Shaft, Drive, Brush, 2-55	Spacer, Idler .25 Lg, 3-71
Screw, Pan, Phl, M5 X 0.80 X 16, Blk, 2-57, 2-59, 2-77	Shaft, Drive, Main Sweep, 2-29	Spacer, Plstc, 0.26b 1.18d 0.20l, Nyl, 2-75, 3-65
Screw, Pan, Phl, M5 X 0.80 X 16, Tcut,Ss, 4-3	Shaft, Input, Transmission, 2-23	Spacer, Rnd, .38b .88d .38l, 2-19, 2-21
Screw, Pan, Phl, M5 X 0.80 X 20, Ss, 3-29	Shaft, Steering, Power, Lower, 2-13	Spring, 2-27
Screw, Pan, Phl, M5 X 0.80 X 25, 4.8, 2-93, 3-57	Shaft, Steering, Power, Upper, 2-13	Spring Assy, Replmt, Afmkt [M17], 3-11
Screw, Pan, Phl, M5 X 0.80 X 40, 4.8, 3-59	Sheave, 07grv, 1.53pd 0.56b [Pj], 2-29	Spring, Cmpr, 0.75od .17wir 02.5l, 2-41, 2-45
Screw, Pan, Phl, M6 X 1.00 X 12, Blk, 2-17, 2-91	Sheave, 07grv, 2.96pd 0.63b [Pj], 2-29	Spring, Cmpr, 0.98od .14wir 02.00l, Ss, 2-91
Screw, Pan, Phl, M8 X 1.25 X 16, Blk, 2-77	Sheave, 09grv, 1.18pd 0.55b [Pj], 2-55, 3-69	Spring, Cmpr, 1.05od .14wir 10.3l, 3-11
Screw, Set, M6 X 1.00 X 8, NI, 2-11	Sheave, 09grv, 4.13pd 0.75b [Pj], 2-55, 3-69	Spring, Cmpr, 1.25od Flat Wir 02.5l, 2-49
Screw, Set, M8 X 1.25 X 8, Lock, 2-11, 2-13	Sheave, Idler, 015mmid, 2.44pd, 3-71	Spring, Extn, 0.35od 0.05wir 02.8l, 4-4
Screw, Set, Soc, 08-32 X 0.25, NI, 2-29, 2-55	Shield, Bumper, Sqge Cplg, 2-87	Spring, Extn, 0.70od .09wir 3.9l, 2-65
Screw, Set, Soc, 10-24 X 0.38, Al, 2-73	Shim, Shaker, Fltr, 2-73	Spring, Extn, 0.75od 0.10wir 03.0l, 2-57, 2-59
Screw, Soc, M10 X 1.5 X 20, 12.9, 2-11, 2-23	Shim, Transmission, 2-23	Spring, Extn, 0.94od 0.085wir 2.00l, 2-41, 2-45
Screw, Soc, M10 X 1.50 X 35, 12.9, 2-23	Shoe Set, Brake [1pick=1pkg], 2-27	Spring, Extn, 1.13od 0.11wir 04.0l, 2-75, 3-65
Screw, Soc, M12 X 1.75 X 40, 12.9, 2-23	Shroud, Front, Afmkt [M17], 2-9	Spring, Extn, 1.68od 0.20wir 07.5l, 2-89
Screw, Soc, M6 X 1.00 X 14, NI, 2-23	Shunt, 050mv 400a, 3-47	Spring, Extn, 1.74od 0.18wir 5.25l, 3-71
Screw, Soc, M8 X 1.25 X 25, 12.9, 3-11	Skirt Kit, Disk, Afmkt [T17], 2-51	Spring, Extn, 1.82od 0.28wir 11.24l, 2-39
Screw, Soc, M8 X 1.25 X 25, 12.9, 3-11	Skirt Kit, Swp, Afmkt [M17], 1-1, 2-35	Spring, Tens, .75Od X .08S 7.0L, 2-15
Screw, Soc, M10 X 1.50 X 45, 12.9, 2-39	Skirt Kit, Swp, Direct, Afmkt [M17], 3-73	Spring, Torsion, Brake, 2-15
Seal Kit, Hppr, Afmkt [M17], 1-1, 2-75, 3-65	Skirt, Blade, Deflector, 1-1, 2-33, 2-37	Spring, Torsion, Hose Reel, 3-39
Seal Kit, Swp, Afmkt [M17], 1-1, 2-37	Skirt, Deflector, 1-1, 2-33, 2-37	Sprocket Kit, 0.75b, Afmkt [T17/M17], 2-13
Seal, Afmkt, Bulb, Dual, 01ft [F/.30gap], 2-93	Skirt, Front, 3-63, 3-73	Sprocket Kit, Hppr, Afmkt [M17], 2-65
Seal, Afmkt, Bulb, Dual, 03ft [F/.30gap], 2-77, 2-85	Skirt, Hd, Sweep, Lh, 1-1, 2-33, 2-35	Sprocket Wldt, Output, Transmission, 2-23
	Skirt, Hd, Sweep, Rear, 1-1, 2-33, 2-35	Sprocket, #40, 32tooth, 2-67
	Skirt, Idler, 3-67, 3-73	Sprocket, 18tooth, Dbl, 2-65
	Skirt, Lh, 3-67, 3-73	Sprocket, 40, 18tooth, 0.50b, 2-67
	Skirt, Rbr, Front, 2-51	Sprocket, 40, 18tooth, 1.00b, 2-65
	Skirt, Rbr, Rear, 2-51	
	Skirt, Rear, 3-67, 3-73	
	Skirt, Recirculation, 3-67, 3-73	
	Skirt, Recycle, 1-1, 2-33, 2-35	
	Skirt, Sweep, Rh, 1-1, 2-31, 2-35	
	Sleeve, .39b .65od 6.35l, 2-39	
	Sleeve, 0.65b 0.87d 0.6l, Pl, 2-15	
	Sleeve, 318B .500D Ss, 2-75, 3-65	
	Sleeve, Nyl, 1.22id 20.0l, 3-59, 3-61	
	Sleeve, Nyl, 1.63id 20.0l, 2-25	
	Sleeve, P/m 0.32B 0.50D 0.3L [430Ss], 2-7	

CROSS REFERENCE

Sprocket, Dbl, 2-23
 Sprocket, Steering, 0.75b, 2-13
 Sprocket, Steering, 1.12b, 2-11
 Squeegee Assy, Sba, Afmkt [M17], 3-13
 Squeegee Frame Assy, 2-91
 Squeegee Kit, Ci [T17], 2-91
 Squeegee Kit, Rear_Side, Linatex [T17], 1-1
 Squeegee Kit, Rear_Side, Urethane [T17], 1-1
 Squeegee Kit, Side, Lh, 2-59
 Squeegee Kit, Side, Rh, 2-57
 Squeegee, Hand, 3-41
 Stand-Off, Circuitboard [0.25"], 2-95, 2-101, 3-19
 Stand-Off, Wir, 0.25, Insulator, Panel, 2-97, 2-101
 Stop, Lock, Pedal, 2-15
 Stop, Swp, 3-69
 Strainer, Soltn, 20mesh, Cyl, 3.5d 09.5l, 3-29
 Strap Wldt, 2-91
 Strap, Plug, 3-57
 Strap, Rbr, 2-33, 2-71
 Strap, Retaining, Lip, 3-63
 Strap, Static, W/Grommet, .19 1.1w 25.0l, 2-7
 Stud, Ball, 10mm Ball, M8x1.25, 3-57
 Stud, M8 X 1.25 50 Lg, 2-71
 Support, Spring, 3-11
 Support, Valve, Drain, 3-45
 Switch Kit, Thermal, Afmkt [M17], 2-71
 Switch, Ignition [Merit GmbH], 2-17
 Switch, Limit, N.C. [Cpi, Spst, 280 Mp], 3-51
 Switch, Press, 3-23
 Switch, Press, 25 Psi, Pm02, 3-33
 Switch, Rocker [Mom,Off,Mom, Dual Led] (Only on Severe Environment Group W/ Standard Panel), 3-31
 Switch, Rocker [Off-None-Mom, 5vled], 2-17
 Switch, Rocker, Dpdt, Mom / Off / Mom, 2-17
 Switch, Rocker, Dpdt, On / None / On, 2-17, 3-39, 3-60
 Switch, Rocker, Prgrsv, 3-3, 3-5, 3-7
 Switch, Rocker, Spst, Mom, 4-3
 Switch, Safety, Shutoff, 2-17
 Switch, Seat, No [Delta 6440-04], 2-19
 Switch, Snap, 15a Nc, 2-15
 Switch, Snap, 15a No, Rlr, 2-65
 Switch, Snap, 25a Spdt, 2-13
 Switch, Thermal, 160deg, Spdt, 2-71

T

Tab, Mtg, Skirt, 3-67
 Tank Kit, Detergent, Ce Afmkt [T17], 3-31
 Tank Kit, Sol, Afmkt [M17], 2-77
 Tank, Rec, Afmkt [T17], 2-81
 Tank, Water, 30.0L, Battery Fill sys, 3-52, 3-53, 3-54, 3-55
 Tensioner Kit, Str Trans, Afmkt [T17/M17], 2-23
 Tensioner, Chain, Dbl, 2-23

Tie, Cable, 11.3l, 2.75d Max, 2-11, 2-25, 2-71, 2-95, 3-3, 3-19, 3-47
 Tie, Cable, Nyl, 07.3l .19w 1.8 Max D, 3-5
 Tie, Cable, Nyl, 11.0l, .14w, 3.0 Max D, 2-41, 2-45, 2-85, 3-7, 3-17, 3-31, 3-39, 4-3
 Tie, Cable, Nyl, 11.5l .19w, 3-5
 Tie, Cable, Nyl, 15.3l . W 4.5 Max D, 2-71
 Tie, Cable, Nyl, 29.8l .30w 9.0 Max D, 3-19
 Tie, Cable, Nyl, Push Mount, 76mm Max D, 2-25, 2-79
 Tire Assy, Front, Std, Gray [M17], 2-23
 Tire Assy, Rear, High Traction (1) [T17] (Option), 2-27
 Tire Assy, Rear, Std (1) [T17], 2-27
 Tire Kit, Front, Std, Gray [M17], 1-1
 Tire, Solid, 15.0 X 5.0 [Hi-Traction], 2-27
 Tire, Solid, 15.0 X 5.0, Poly, Std, 1-1, 2-27
 Tool, Installation, Belt, 2-55
 Tool, Installation, Belt [M17], 1-1, 2-29
 Tool, Installation, Belt [T17], 3-69
 Track, Slide, Seat Adj, 12.5l, 2-19, 2-21
 Track, Slide, Seat Adj, 12.5l, W/Latch, 2-19, 2-21
 Transmission Assy, Str, Afmkt [T17/M17], 2-23
 Tray Kit, Debris, Cyl, Afmkt [T17], 2-53
 Tray Wldt, Battery, 2-7
 Tray Wldt, Ro Battery, 3-51
 Tray Wldt, Ro Battery, [T17], 3-51
 Tray, Debris, Tank, 2-81
 Tray, Vac Wand, 3-41
 Tread, Non-Skid-Step, 3.75W 8.5L, Sba, 2-7
 Tread, Non-Skid-Step, 5.5w 13.8l, 2-7
 Tread, Non-Skid-Step, 7.0w 11.2l, Sba, 3-15
 Tube Assy, 34.2l, 2-77
 Tube Wldt, Front, 3-9
 Tube Wldt, Guard, Lh, Front, 3-9
 Tube Wldt, Ohg, Lh, 3-9
 Tube Wldt, Ohg, Rh, 3-9
 Tube Wldt, Spring, 3-11
 Tube, 0.74id 1.24od 0.47l, Pyu, 2-23
 Tube, Column, Steering, 2-11
 Tube, Guard, 3-43
 Tube, Ohg, Middle, Rear, 3-9
 Tube, Water, Pressure Washer, 3-59

V

Vac Wand Kit, Ci [T17], 3-41
 Valve Kit, Check, Es [T17], 3-29, 3-59
 Valve Kit, Pump, 4-5
 Valve Kit, Replacement 36V Hi Flow, 2-51, 2-53, 3-17
 Valve, Ball, Drain, 2.00id, Rh, 3-45
 Valve, Check, 0005psi Bm06/Bm06, 3-33
 Valve, Check, Pump, Water, 3-29, 3-59
 Valve, Needle, [M17/T17], 3-59
 Valve, Pop-Off, 3500 Psi, 3-59
 Valve, Water, Solenoid - 36v, 2-51, 2-53, 3-17
 Valve, Water, Solenoid, 36vdc 6.0mm Pf04, 3-35

Valve, Water, Solenoid, 36vdc Pf08/Pf08, 3-25, 3-27
 Video, Training, Oprtr, Dvd [M17], 3-76

W

Wand Kit, Press Wash, Afmkt [T/M17], 3-57
 Wand, Str, Ss, 28l, 3-57
 Washer Flat, 0.50, Sae, 2-27, 2-39, 2-67
 Washer, 1.02 Od, .62 Id, Urethane, 2-89
 Washer, Flat, 0.17b 0.31d .03, Nyl, 2-95, 2-101, 3-19
 Washer, Flat, 0.19b 0.44d .05, Pl, 08, 2-25, 2-71
 Washer, flat, 0.25, Sae, 2-13, 2-19, 2-23, 2-25, 2-41, 2-45, 2-71, 2-75, 2-97, 2-99, 2-101, 3-5, 3-43, 3-47, 3-59, 3-65, 3-67
 Washer, Flat, 0.25, Sae, Blk, 2-17
 Washer, Flat, 0.25, Std, 2-61, 2-65, 2-93, 3-7, 3-17, 3-31, 3-33, 3-57, 3-67, 3-75
 Washer, Flat, 0.25b 0.47d .06, Brs, 2-97
 Washer, Flat, 0.25b 0.56d .05, Pl, 10, 2-11, 2-43, 2-47, 2-73, 3-5, 3-7
 Washer, Flat, 0.25b 1.12d .12, Ss, 2-25
 Washer, Flat, 0.27b 0.69d .05, Ss, 2-7, 2-29, 2-33, 2-51, 2-55, 2-57, 2-59, 2-61, 2-71, 2-75, 2-87, 2-91, 3-11, 3-13, 3-25, 3-27, 3-49, 3-51, 3-65, 3-69
 Washer, Flat, 0.28b 1.00d .06, Stl, 2-85
 Washer, Flat, 0.28b 1.00d .06, Stl, Blk, 3-41, 3-57
 Washer, Flat, 0.31, Fender, Blk, 2-77
 Washer, Flat, 0.31, Sae, 2-13, 2-25, 2-27, 3-9, 3-51
 Washer, Flat, 0.31, Std, 2-7, 2-9, 2-11, 2-13, 2-15, 2-27, 2-29, 2-31, 2-75, 2-93, 3-57, 3-59, 3-63, 3-65, 3-69, 3-71, 3-72
 Washer, Flat, 0.32B 1.00D .12, Ss, 2-9, 2-19, 2-29, 2-55, 2-61, 2-73, 2-77, 2-81, 2-93, 2-95, 3-9, 3-11, 3-13, 3-15, 3-31, 3-59, 3-63, 3-67, 3-69
 Washer, Flat, 0.33b 1.38d .08, Ss, 3-11
 Washer, Flat, 0.34b 1.25d .11, Ss, 2-15, 2-77
 Washer, Flat, 0.34b 1.50d .12, Stl, Pl, 2-81
 Washer, Flat, 0.35b 0.75d .04, Ss, 2-61
 Washer, Flat, 0.38, Fendr, 2-61, 3-63
 Washer, Flat, 0.38, Sae, 2-11, 2-41, 2-45
 Washer, Flat, 0.38, Std, 2-7, 2-9, 2-23, 2-39, 2-61, 2-67, 2-69, 2-85, 3-43, 3-71
 Washer, Flat, 0.38b 0.88d .08, Ss, 2-7, 2-15, 2-19, 2-21, 2-29, 2-33, 2-39, 2-41, 2-45, 2-51, 2-81, 2-83, 3-9, 3-13, 3-25, 3-27, 3-29, 3-45, 3-49, 3-51, 3-57
 Washer, Flat, 0.38b 0.88d .12, Stl, Pl, 3-23
 Washer, Flat, 0.39b 1.38d .19, Stl, Pl, 2-77
 Washer, Flat, 0.40b 1.12d .12, Ss, 2-87
 Washer, Flat, 0.44b 1.00d .08, Ss, 2-39, 2-51, 2-55, 2-57, 2-59, 2-87, 2-89, 2-91, 3-9, 3-11, 3-13
 Washer, Flat, 0.48b 2.50d .12, Ss, 3-11

Washer, Flat, 0.50b 0.75d .02, Stl, 2-23
 Washer, Flat, 0.50b 1.25d 0.8, Stl, Pl,
 2-49, 2-53
 Washer, Flat, 0.51b 1.25d .06, Ss, 3-43,
 3-67
 Washer, Flat, 0.53b 1.50d .19, Stl, 2-49,
 2-67
 Washer, Flat, 0.5b 1.5d .12, Stl, Pl, 2-51
 Washer, Flat, 0.60b 1.31d .10, Ss, 2-89
 Washer, Flat, 0.62, Sae, 2-15, 2-89
 Washer, Flat, 0.66b 1.00d .12, Rbr, 3-25,
 3-27
 Washer, Flat, 0.66b 2.50d .19, Ss, 2-43,
 2-47
 Washer, Flat, 0.75b 1.00d .03, Nyl, 2-15
 Washer, Flat, 0.78b 1.75d .18, Ss, 2-7
 Washer, Flat, 08, Ss, 2-3, 3-57, 4-3
 Washer, Flat, 1.00, Sae, 2-27
 Washer, Flat, 1.02b 1.75d .12, Stl, 3-39
 Washer, Flat, 10, Sae, 2-25
 Washer, Flat, 10, Ss, 2-65, 2-71, 3-23,
 3-29, 3-31, 3-33, 3-35, 3-39, 3-47,
 3-49, 3-59
 Washer, Flat, Belleville, .25, 2-29, 2-55,
 3-69
 Washer, Flat, Belleville, .31, 2-51, 2-55,
 2-67, 3-13
 Washer, Flat, Belleville, M8, 3-11, 3-72
 Washer, Flat, M12, Ss, 2-23
 Washer, Guide, 3-11
 Washer, Lock, Int-Ext, 0.25, 2-71, 3-57
 Washer, Lock, Int-Ext, 0.31, 2-7, 2-17,
 2-71, 2-73
 Washer, Lock, Int-Ext, 0.50, 2-53
 Washer, Lock, Int, 0.25, 2-101
 Washer, Lock, Int, 0.25, Ss, 2-25, 2-97
 Washer, Lock, Int, 0.31, 2-25
 Washer, Lock, Int, 10, 2-25
 Washer, Lock, Int, 10, Ss, 2-71, 2-97, 3-47
 Washer, Retainer, Spring, 3-39
 Washer, Sealing, 0.28b 0.75d Ss, Neo,
 3-29
 Washer, Thrust, 0.61b 1.25d .06, Fgl, 2-57,
 2-59
 Washer, Thrust, 0.66b 1.25d 0.06w, 2-89
 Washer, Thrust, 0.79b 1.42d 0.06[Garlok],
 2-11, 2-57, 2-59
 Washer, Thrust, 1.81b 2.93d .06w, Plstc,
 2-67
 Washer, Thrust, 50.0b 110.0d 0.79w, 3-39
 Washer, Thrust, Plstc 1.02b 1.38d, 3-39
 Washer, Wavy, 1.20b 1.54d .13, 2-89
 Weight, Eccentric, Pntd, 2-73
 Wheel Bearing Kit, Rear, Afrmkt [T17], 2-27
 Wheel, 01.5d 0.88w 0.39b [Uhmw], 2-29,
 2-31
 Wheel, 03.0d 1.38w 0.50b, 2-89
 Wheel, 04.0d 0.89w 0.64b, 2-91, 3-13,
 3-15
 Wheel, 05.0d 2.00w 0.75b, Gray, W/ Bshg,
 2-7
 Wheel, Drive, Ac, W/O Brake, Gray [Hd],
 2-23
 Wheel, Steering, 14.4d, 2-11
 Wire, 10ga, 15.0l, Grn [M6 Ring,M6 Ring],
 2-71
 Wire, Tie [W/ .25" Fir Tree Clip], 2-81
 Wire, Tie [W/.25" Fir Tree Clip], 2-41, 2-45,
 2-53, 2-65, 2-71, 2-99, 2-101, 3-3,
 3-11, 3-15, 3-19, 3-23, 3-31, 3-59
 Wire, Tie [W/.25" fir Tree clip], 3-47
 Wrap Wldt, Brush, 3-67

