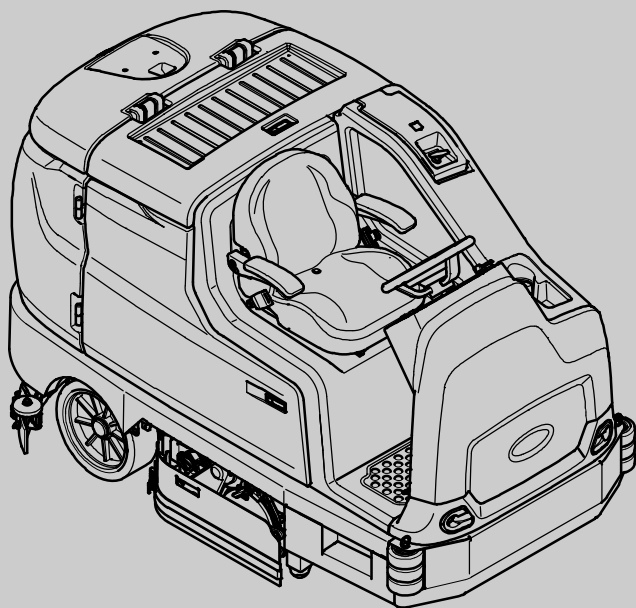





# T17

(Battery)

## Rider Scrubber Parts Manual



**ES<sup>®</sup> Extended Scrub System**  
**TennantTrue<sup>®</sup> Parts**  
**IRIS<sup>®</sup> a Tennant Technology**  
**Insta-Fit<sup>™</sup> Adapter**



## North America / International



For latest Parts manual or other  
Operator language manual, visit:

[www.tennantco.com/manuals](http://www.tennantco.com/manuals)

9020166  
Rev. 08 (3-2019)



Ref	Part No.	Serial Number	Description	Qty.
1	82681	(000000— )	Bracket Wldt, Lpg Mount	1
2	63810	(000000— )	Latch Assy, Lpg Tank Mtg, W/Nut	4
3	51839	(000000— )	Nut Adjustable, Lpg Tank Mtg	2
4	49263	(000000— )	Tie, Cable	3
5	82556	(000000—001039)	Bracket, Vaporizer	1
6	54930	(000000— )	Vaporizer, LPG	1

EN	<p><b>HOW TO ORDER PARTS – See diagram above</b></p> <p>Only use TENNANT Company supplied or equivalent parts. Parts and supplies may be ordered online, by phone, by fax or by mail.</p> <p>Follow the steps below to ensure prompt delivery.</p> <ol style="list-style-type: none"> <li>1. <b>(A)</b> Identify the machine model.</li> <li>2. <b>(B)</b> Identify the machine serial number from the data plate.</li> <li>3. <b>(C)</b> Ensure the proper serial number is used from the parts list.</li> <li>4. Identify the part number and quantity. Do not order by page or reference numbers.</li> <li>5. Provide your name, company name, customer ID number, billing and shipping address, phone number and purchase order number.</li> <li>6. Provide detail shipping instructions.</li> </ol>	<p><b>Please fill out at time of installation for future reference.</b></p> <p>Model No. – _____</p> <p>Serial No. – _____</p> <p>Machine Options – _____</p> <p>Sales Rep. – _____</p> <p>Sales Rep. phone no. – _____</p> <p>Customer ID Number – _____</p> <p>Installation Date – _____</p>
	<p><b>(D)</b> ▽ – Identifies an assembly ▲ – Identifies parts included in assembly</p>	

**Tennant Company**  
PO Box 1452  
Minneapolis, MN 55440  
Phone: (800) 553-8033  
www.tennantco.com

Touch-N-Go, 1-STEP, Dura-Track, SmartRelease, Duramer, Insta-Fit are trademarks of Tennant Company.

Specifications and parts are subject to change without notice.

Copyright © 2014 – 2019 TENNANT Company, Printed in U.S.A.

CN	<p><b>如何订购部件 – 参见下表</b></p> <p>仅使用 TENNANT 公司提供的或同等部件。部件和供应可以在线订购，通过电话、传真或邮件订购。</p> <p>请遵循下面的步骤确保及时交付。</p> <ol style="list-style-type: none"> <li>1. <b>(A)</b> 确定机器型号。</li> <li>2. <b>(B)</b> 从数据标签确定机器序列号。</li> <li>3. <b>(C)</b> 确保使用部件列表中的正确序列号。</li> <li>4. 确定部件号和数量。 不要按页面或参考编号订购。</li> <li>5. 提供您的姓名、公司名称、客户 ID 号、付帐和送货地址、电话号码和采购单编号。</li> <li>6. 提供详细的送货说明。</li> </ol> <hr/> <p><b>(D)</b> ▽ – 确定组件 ▲ – 确定组件中包含的组件</p>	<p><b>请在安装时填写供未来参考。</b></p> <p>型号 – _____</p> <p>序列号 – _____</p> <p>机器选项 – _____</p> <p>销售代表 – _____</p> <p>销售代表电话号码 – _____</p> <p>客户 ID 编号 – _____</p> <p>安装日期 – _____</p>
----	--	--

ES	<p><b>CÓMO SOLICITAR PIEZAS – Consulte el diagrama anterior.</b></p> <p>Utilice sólo las piezas suministradas por TENNANT Company o piezas equivalentes. Puede solicitar las piezas a través de internet, por teléfono, por fax o por correo.</p> <p>Siga los siguientes pasos para que la entrega sea rápida.</p> <ol style="list-style-type: none"> <li>1. <b>(A)</b> Indique el modelo de máquina.</li> <li>2. <b>(B)</b> Indique el número de serie de la etiqueta de datos.</li> <li>3. <b>(C)</b> Asegúrese de que indica el número de serie correcto de la lista de piezas.</li> <li>4. Indique la cantidad y el número de la pieza. No realice el pedido indicando el número de página o el de referencia.</li> <li>5. Incluya su nombre, el nombre de la empresa, el ID de cliente, las direcciones de envío y facturación, el número de teléfono y el número del pedido de compra.</li> <li>6. Facilite instrucciones de envío.</li> </ol> <hr/> <p><b>(D)</b> ▽ – identifica un conjunto ▲ – identifica piezas de un conjunto</p>	<p><b>Rellene estos datos cuando realice la instalación para utilizarlos como referencia en el futuro.</b></p> <p>Nº modelo – _____</p> <p>Nº serie – _____</p> <p>Opciones de la máquina – _____</p> <p>Vendedor – _____</p> <p>Nº teléfono vendedor – _____</p> <p>Nº cliente – _____</p> <p>Fecha de instalación – _____</p>
----	--	---

FR	<p><b>COMMENT COMMANDER DES PIÈCES DÉTACHÉES – Voir le schéma ci-dessus.</b></p> <p>Utilisez uniquement des pièces fournies par la société TENNANT ou équivalentes. Les pièces et fournitures peuvent être commandées en ligne, par téléphone, fax, ou par courrier.</p> <p>Suivez les étapes ci-dessous pour assurer une livraison rapide.</p> <ol style="list-style-type: none"> <li>1. <b>(A)</b> Identifiez le modèle de la machine.</li> <li>2. <b>(B)</b> Identifiez le numéro de série de la machine, à partir de l'étiquette signalétique.</li> <li>3. <b>(C)</b> Assurez-vous que le numéro de série correct est utilisé à partir de la liste de pièces détachées.</li> <li>4. Identifiez le numéro de pièce et la quantité. Ne commandez pas par page ou numéros de référence.</li> <li>5. Fournissez votre nom, le nom de votre société, votre numéro d'identification de client, l'adresse de facturation et d'expédition, le numéro de téléphone et le numéro du bon de commande.</li> <li>6. Fournissez des instructions d'expédition détaillées.</li> </ol> <hr/> <p><b>(D)</b> ▽ – identifie un assemblage ▲ – identifie les pièces composant l'assemblage</p>	<p><b>A remplir au moment de l'installation à titre de référence.</b></p> <p>Nº du modèle – _____</p> <p>Nº de série – _____</p> <p>Options de la machine – _____</p> <p>Agent commercial – _____</p> <p>Nº tél. de l'agent commercial – _____</p> <p>Numéro d'identification client – _____</p> <p>Date d'installation – _____</p>
----	--	---

JP	<p><b>パーツの発注方法 ? 上記の図を参照してください</b></p> <p>TENNANT社製のパーツまたは同等品のみをお使いください。</p> <p>パーツやサプライ品のご注文は、オンライン、電話、FAX、または手紙でお願いいたします。</p> <p>確実にお届けできるように、以下の情報お知らせください。</p> <ol style="list-style-type: none"> <li>1. <b>(A)</b> 製品のモデル名をお知らせください。</li> <li>2. <b>(B)</b> 製品のデータラベルに印刷されているシリアル番号をお知らせください。</li> <li>3. <b>(C)</b> パーツリストを参照して、シリアル番号が正しいかご確認ください。</li> <li>4. パーツ番号と数量をお知らせください。マニュアル/カタログのページ番号や参照番号でのご注文はご遠慮ください。</li> <li>5. お客様のお名前、会社名、顧客ID番号、請求/発送先住所、電話番号、注文書番号をお知らせください。</li> <li>6. 発送に関するご希望があれば、明記してください。</li> </ol> <hr/> <p><b>(D)</b> ▽ – アセンブリを示します ▲ – アセンブリに含まれるパーツを示します</p>	<p><b>後日確認できるように、設置時に記入してください。</b></p> <p>モデルNo. – _____</p> <p>シリアルNo. – _____</p> <p>製品のオプション – _____</p> <p>販売代理店 – _____</p> <p>販売代理店の電話番号 – _____</p> <p>顧客ID番号 – _____</p> <p>設置日 – _____</p>
----	---	---



# GENERAL RECOMMENDED MAINTENANCE

NA

## General Recommended Maintenance Items

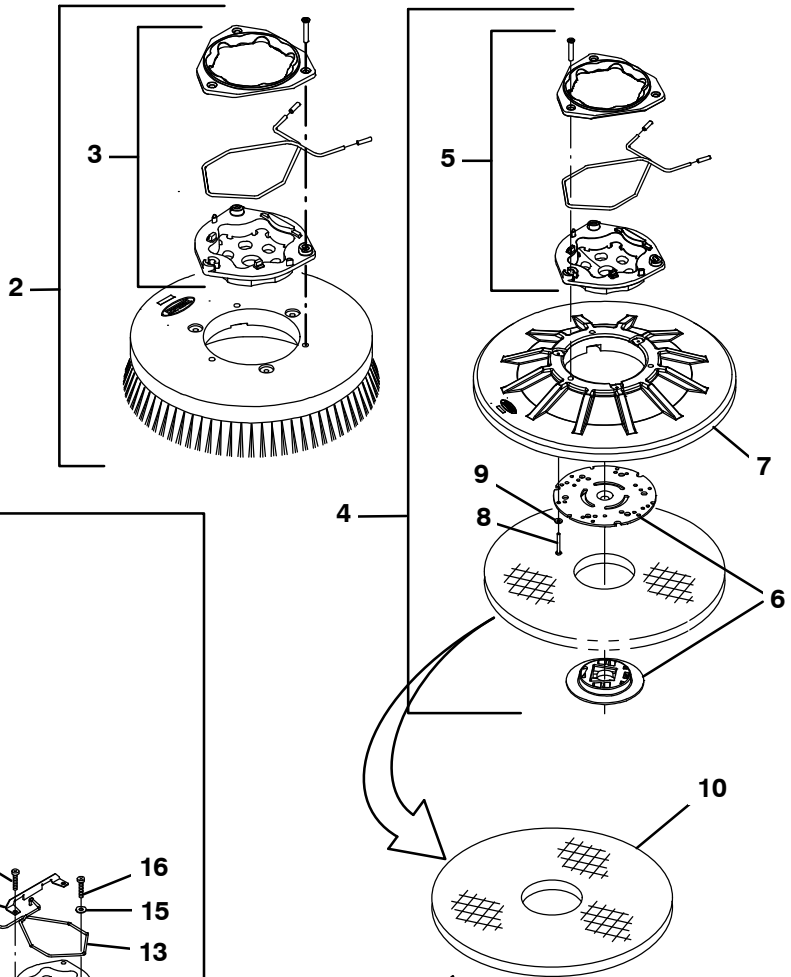
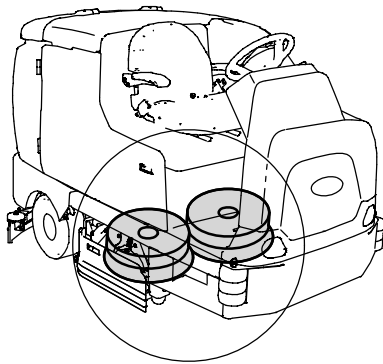
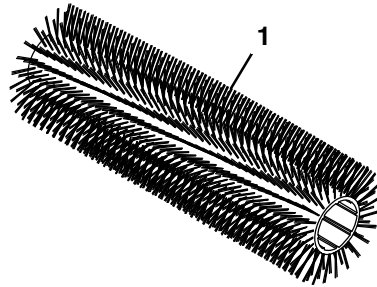

Ref.	Part No.	Serial Number	Description	Qty.
▽	9020270	(000000-	) Service Kit [T17]	1
▲	1207086	(000000-	) Blade, Front Squeegee 56.6l (Linard)	1
▲	1207087	(000000-	) Blade, Rear Squeegee 60.6l (Linatex)	1
▲	1213211	(000000-	) Blade, Sqge, Side, Linatex	2
▲	1037822	(000000-	) Filter, Panl, Dust, 2.0 X 06.1 X 07.6	1
▲	1206370	(000000-	) Hose Assy, Drain, 3.0 Id 35 L	1
▲	1207661	(000000-	) Hose Assy, Rear Squeegee	1
▲	9020233	(000000-	) Caster Assy, Sq, Rear, Afmkt [T17]	2
▽	9020271	(000000-	) Squeegee Kit, Rear_Side, Linatex [T17]	1
▲	1207086	(000000-	) Blade, Front Squeegee 56.6l (Linard)	1
▲	1207087	(000000-	) Blade, Rear Squeegee 60.6l (Linatex)	1
▲	1213211	(000000-	) Blade, Sqge, Side, Linatex	2
▽	9020272	(000000-	) Squeegee Kit, Rear_Side, Urethane [T17]	1
▲	1208356	(000000-	) Blade, Front Squeegee 56.6l (Urethane)	1
▲	1208357	(000000-	) Blade, Rear Squeegee 60.6l (Urethane)	1
▲	1213266	(000000-	) Blade, Sqge, Side, Ure	2
	1067452	(000000-	) Bag, Vacuum, Paper [1pick=1pkg(=10pc)]	1
	16411	(000000-	) Off Whites/G Acrylic12.8oz[Acm101-00171]	1
	16412	(000000-	) Teal Blue S/G Enamel12.8oz[lcm101-70266]	1
	377540	(000000-	) Paint, Airdry, Blk, 12oz	1
	377538	(000000-	) Paint, Airdry, Gray, 12oz [Enamel]	1
	377537	(000000-	) Iron Gray S/G Enamel12.8oz[lcm101-00517]	1
	361144	(000000-	) Key, Ignition, Sgl	1
▽	9020237	(000000-	) Belt, Kit, Cyl, Afmkt [T17]	2
▲	1204640	(000000-	) Belt, Drive	1
▲	1212849	(000000-	) Tool, Installation, Belt	1



## SECTION 2

Contents	Page
Fig. 1 – Replacement Brushes, Scrub Head . . . .	2-2
Fig. 2 – Replacement Brushes, Side Brush and Pre-Sweep . . . . .	2-4
Fig. 3 – Main Frame Group . . . . .	2-6
Fig. 4 – Front Covers Group . . . . .	2-8
Fig. 5 – Steering Group . . . . .	2-10
Fig. 6 – Brake and Directional Pedals Group . . .	2-14
Fig. 7 – Instrument Panel Group . . . . .	2-16
Fig. 8 – Seat Group . . . . .	2-18
Fig. 9 – Deluxe Seat Kit . . . . .	2-20
Fig. 10 – Drive Wheel Group (000000–010999) .	2-22
Fig. 11 – Drive Wheel Group (011000– ) . .	2-24
Fig. 12 – Drive Wheel Electrical Group (000000–010999) . . . . .	2-26
Fig. 13 – Drive Wheel Electrical Group (011000– ) . . . . .	2-28
Fig. 14 – Rear Wheels and Brake Group . . . . .	2-30
Fig. 15 – Scrub Head Lift Group . . . . .	2-32
Fig. 16 – Scrub Head and Drive Motor Group, Disk . . . . .	2-34
Fig. 17 – Scrub Head Frame Group, Cylindrical .	2-36
Fig. 18 – Scrub Head Drive Motors Group, Cylindrical . . . . .	2-38
Fig. 19 – Scrub Head Side Squeegee Group, Right Hand . . . . .	2-40
Fig. 20 – Scrub Head Side Squeegee Group, Left Hand . . . . .	2-42
Fig. 21 – Solution Tank Group . . . . .	2-44
Fig. 22 – Solution Supply Group . . . . .	2-46
Fig. 23 – Recovery Tank Group . . . . .	2-48
Fig. 24 – Tank Drains Group . . . . .	2-50
Fig. 25 – Vacuum Fans and Rear Side Door Group . . . . .	2-52
Fig. 26 – Rear Squeegee Lift Group . . . . .	2-54
Fig. 27 – Rear Squeegee Linkage Group . . . . .	2-56
Fig. 28 – Rear Squeegee Group . . . . .	2-58
Fig. 29 – Right Hand Door and Battery Cover Group . . . . .	2-60
Fig. 30 – Electrical Box Group . . . . .	2-64
Fig. 31 – Electrical Box Wires Group . . . . .	2-66
Fig. 32 – Electrical Schematic (000000–010999) . . . . .	2-68
Fig. 33 – Electrical Schematic (011000–012999) . . . . .	2-72
Fig. 34 – Electrical Schematic (013000– ) . . . . .	2-78
Fig. 35 – Wire Harnesses Group . . . . .	2-85
Fig. 36 – Label Group . . . . .	2-91

Fig. 1 – Replacement Brushes, Scrub Head



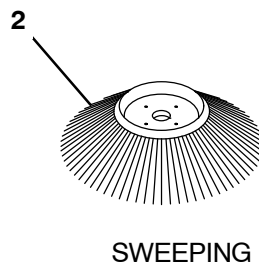

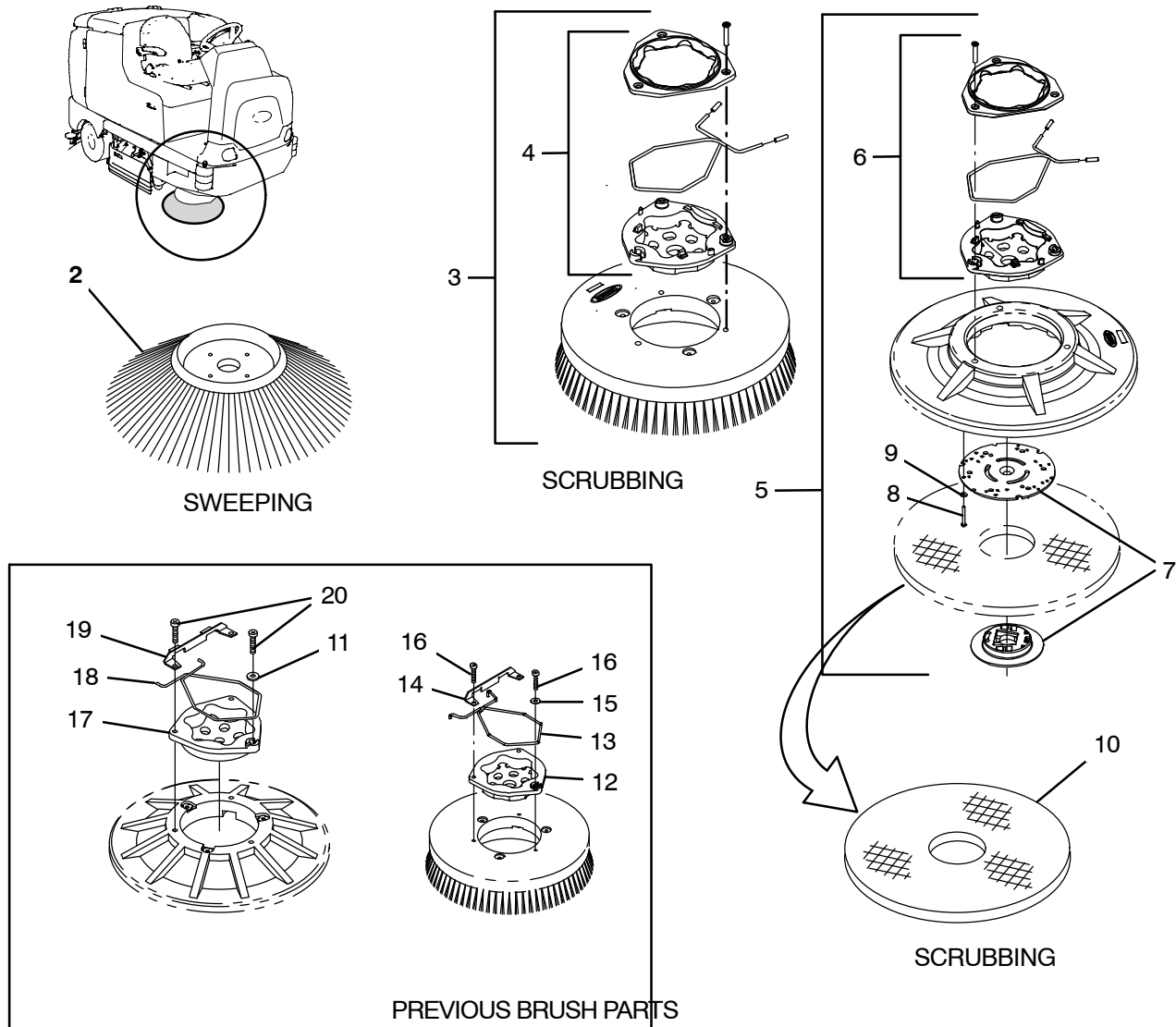
(MACHINES S/N: 000000-010999)



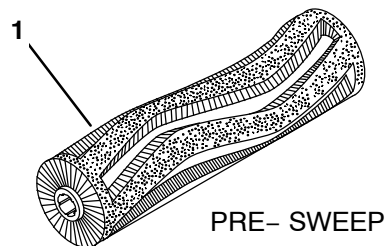
Fig. 1 – Replacement Brushes, Scrub Head

	Ref.	Part No.	Serial Number	Description	Qty.
	1	386230	(000000– )	Brush, Scrub, 39l, 20sr, Polypropylene, Spline	2
	1	386240	(000000– )	Brush, Scrub, 39l, 20sr, Super Abrasive, Spline	2
	1	386250	(000000– )	Brush, Scrub, 39l, 20sr, Nylon, Spl	2
▽	2	1220193	(011000– )	Brush Assy, Disk, Scb, 20.0d, Nylon	2
▲	3	9014666	(011000– )	Brush Kit, Hub Assy, Drive, Ci [Uhmw]	1
▽	2	1220192	(011000– )	Brush Assy, Disk, Scb, 20.0d, Polypropylene	2
▲	3	9014666	(011000– )	Brush Kit, Hub Assy, Drive, Ci [Uhmw]	1
▽	2	1220194	(011000– )	Brush Assy, Disk, Scb, 20.0d, Super Abrasive	2
▲	3	9014666	(011000– )	Brush Kit, Hub Assy, Drive, Ci [Uhmw]	1
▽	4	1220201	(011000– )	Driver Assy, Pad, 20.0d	2
▲	5	9014666	(011000– )	Brush Kit, Hub Assy, Drive, Ci [Uhmw]	1
▲	6	370095	(011000– )	Device, Centering, Clip On, TI [Gf Pp]	1
▲	7	397980	(011000– )	Disk, Driver, Pad, W/ Face, 20.0d	1
▲	8	19859	(011000– )	Adhesive, Thread, 50.0ml [271red]	3
▲	9	09198	(011000– )	Screw, Pan, Phl, M4 X 0.70 X 35, Ss	3
	10	17260	(000000– )	Pad, Polish, 20.0d, White [1 Pick = 1 Pad]	2
	10	17261	(000000– )	Pad, Buff, 20.0d, Red [1 Pick = 1 Pad]	2
	10	17262	(000000– )	Pad, Scrub, 20.0d, Blue [1 Pick = 1 Pad]	2
	10	17263	(000000– )	Pad, Stripping, 20.0d, Brown [1 Pick = 1 Pad]	2
	10	370094	(000000– )	Pad, Stripping, 20.0D, Black [High Prod][1 Pick = 1 Pad]	2
	10	1051030	(000000– )	Pad, Surf Prep, 20.0D Maroon, [1Pick=1Pad]	2
▽	11	14967	(000000–010999 )	Brush Assy, Disk, Scrub, 20.0 D, Nylon	2
▲	12	15539	(000000–010999 )	Adaptor, Brush	1
▲	13	14838	(000000–010999 )	Spring, Wir, 0.16d, Brush Retaining	1
▲	14	24299	(000000–010999 )	Bracket, Retainer, Spring	1
▲	15	01684	(000000–010999 )	Washer, Flt, .25 Ss	1
▲	16	32746	(000000–010999 )	Screw, Pan, M06 X 1.0 X 35, Ss	3
▽	11	14953	(000000–010999 )	Brush Assy, Disk, Scrub, 20.0 D, Polypropylene	2
▲	12	15539	(000000–010999 )	Adaptor, Brush	1
▲	13	14838	(000000–010999 )	Spring, Wir, 0.16d, Brush Retaining	1
▲	14	24299	(000000–010999 )	Bracket, Retainer, Spring	1
▲	15	01684	(000000–010999 )	Washer, Flt, .25 Ss	1
▲	16	32746	(000000–010999 )	Screw, Pan, M06 X 1.0 X 35, Ss	3
▽	11	378951	(000000–010999 )	Brush Assy, Disk, Scrub, 20.0 D, Super Abrasive	2
▲	12	15539	(000000–010999 )	Adaptor, Brush	1
▲	13	14838	(000000–010999 )	Spring, Wir, 0.16d, Brush Retaining	1
▲	14	24299	(000000–010999 )	Bracket, Retainer, Spring	1
▲	15	01684	(000000–010999 )	Washer, Flt, .25 Ss	1
▲	16	32746	(000000–010999 )	Screw, Pan, M06 X 1.0 X 35, Ss	3
▽	17	397920	(000000–010999 )	Driver Assy, Pad, 20.0D	2
▲	18	370080	(000000–010999 )	Disk, Pad Drive, W/ Face, 20d	1
▲	19	15539	(000000–010999 )	Adaptor, Brush	1
▲	20	14838	(000000–010999 )	Spring, Wir, 0.16d, Brush Retaining	1
▲	21	24299	(000000–010999 )	Bracket, Retainer, Spring	1
▲	22	370090	(000000–010999 )	Device, Centering	1
▲	23	09198	(000000–010999 )	Screw, Pan, M04 X 0.7 X 35, Ss	3
▲	24	41579	(000000–010999 )	Washer, Flt, #08 Ss	3
▲	25	32746	(000000–010999 )	Screw, Pan, M06 X 1.0 X 35, Ss	3
▲	26	01684	(000000–010999 )	Washer, Flt, .25 Ss	1

Fig. 2 – Replacement Brushes, Side Brush and Pre-Sweep



SWEEPING



PRE- SWEEP

Fig. 2 – Replacement Brushes, Side Brush and Pre-Sweep

Ref.	Part No.	Serial Number	Description	Qty.
	1	1211934	(000000– ) Brush, Sweep, 28L, Wedge, Polypropylene	1
	2	87419	(000000– ) Brush, Disk, Sweep, 19.0D, Polypropylene	2
▽	3	1221543	(000000– ) Brush Assy, Disk, Scb, 16.0d, Super Abrasive	1
▲	4	9014662	(000000– ) Brush Kit, Hub Assy, Drive, Ci [Hdpe In]	1
▽	3	1220235	(000000– ) Brush Assy, Disk, Scb, 16.0d, Nylon	1
▲	4	9014662	(000000– ) Brush Kit, Hub Assy, Drive, Ci [Hdpe In]	1
▽	3	1220241	(000000– ) Brush Assy, Disk, Scb, 16.0d, Polypropylene	1
▲	4	9014662	(000000– ) Brush Kit, Hub Assy, Drive, Ci [Hdpe In]	1
▽	3	1220236	(000000– ) Brush Assy, Disk, Scb, 16.0d, Heavy Duty Polypropylene	1
▲	4	9014662	(000000– ) Brush Kit, Hub Assy, Drive, Ci [Hdpe In]	1
▽	5	1220244	(000000– ) Driver Assy, Pad, 16.0d	1
▲	6	9014664	(000000– ) Brush Kit, Hub Assy, Drive, Ci [Hdpe]	1
▲	7	370095	(000000– ) Device, Centering, Clip On, TI [Gf Pp]	1
▲	8	09198	(000000– ) Screw, Pan, Phl, M4 X 0.70 X 35, Ss	1
▲	9	41579	(000000– ) Washer, Flat, 08, Ss	1
	10	63248–1	(000000– ) Pad, Stripping, 16.0d, Brown [1 Pick = 1 Pad]	1
	10	63248–2	(000000– ) Pad, Scrub, 16.0d, Blue [1 Pick = 1 Pad]	1
	10	63248–3	(000000– ) Pad, Buff, 16.0d, Red [1 Pick = 1 Pad]	1
	10	63248–4	(000000– ) Pad, Polish, 16.0d, White [1 Pick = 1 Pad]	1
	10	370092	(000000– ) Pad, Stripping, 16.0d, Black [High Prod] [1 Pick = 1 Pad]	1
	10	1051027	(000000– ) Pad, Surf Prep, 16.0d, Maroon [1pick=1pad]	1
	11	01684	(000000– ) Washer, Flt, .25 Ss	1
	12	1017368	(000000– ) Hub, Drive, Brush, Disk, 3 Hole 5.8Bc	1
	13	14838	(000000– ) Spring, Wir, 0.16d, Brush Retaining	1
	14	24299	(000000– ) Bracket, Retainer, Spring	1
	15	01684	(000000– ) Washer, Flt, .25 Ss	1
	16	32746	(000000– ) Screw, Pan, M06 X 1.0 X 35, Ss	3
	17	15539	(000000– ) Adaptor, Brush	1
	18	14838	(000000– ) Spring, Wir, 0.16d, Brush Retaining	1
	19	24299	(000000– ) Bracket, Retainer, Spring	1
	20	32746	(000000– ) Screw, Pan, M06 X 1.0 X 35, Ss	3
		1042504	(000000– ) Brush Assy, Disk, Scrub, 16.0D, Super Abrasive (Replaced by 1221543)	1
		1042499	(000000– ) Brush Assy, Disk, Scrub, 16.0D, Nylon (Replaced by 1220235)	1
		30241	(000000– ) Brush Assy, Disk, Scrub, 16.0 D, Polypropylene (Replaced by 1220241)	1
		1042500	(000000– ) Brush Assy, Disk, Scrub, 16.0D, Heavy Duty Polypropylene (Replaced by 1220236)	1
		397916	(000000– ) Driver Assy, Pad, 16D (Replaced by 1220199)	1

Fig. 3 – Main Frame Group

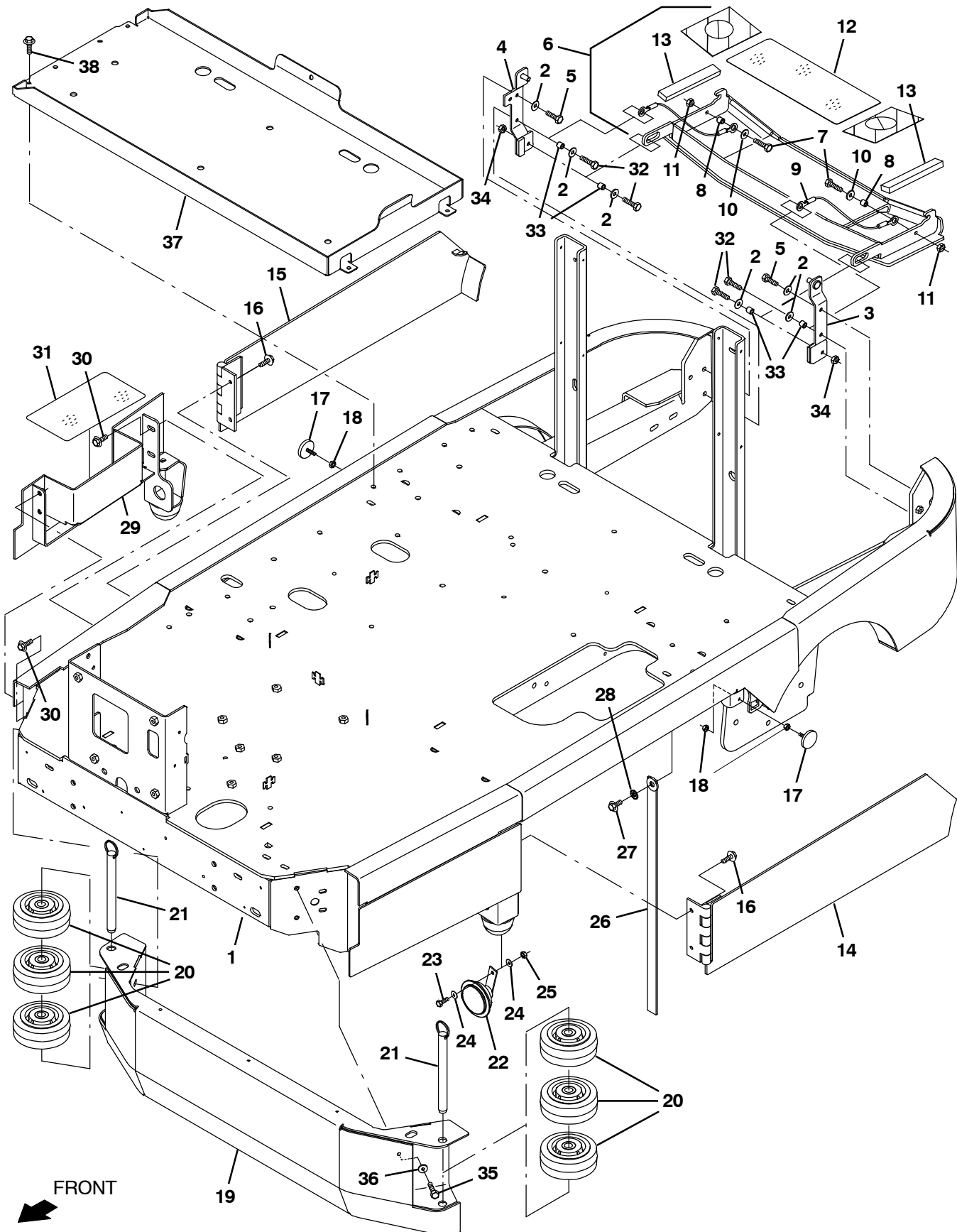


Fig. 3 – Main Frame Group

Ref.	Part No.	Serial Number	Description	Qty.
	1	1205154	(000000–010999 ) Frame Wldt, Main [T17]	1
	1	1221285	(011000–012999 ) Frame Wldt, Main [T17]	1
	1	1239252	(013000– ) Frame Wldt, Main [T17]	1
	2	01685	(000000– ) Washer, Flat, 0.38b 0.88d .08, Ss	8
	3	1208363	(000000– ) Bracket Wldt, Lh, Mtg, Door	1
▽ ▲ ▲ ▲ ▲ ▲ ▲ ▲	4	1208364	(000000– ) Bracket Wldt, Rh, Mtg, Door	1
	5	09011	(000000– ) Screw, Hex, M8 X 1.25 X 30, Ss	2
	6	9020273	(000000– ) Bumper Kit, Rear, Afmkt [T17]	1
	7	09023	(000000– ) Screw, Hex, M8 X 1.25 X 35, Fl, Ss	2
	8	222516	(000000– ) Sleeve, P/m 0.32B 0.50D 0.3L [430Ss]	2
	9	87172	(000000– ) Cable, Glv .13d 010.0l .52eye /.52eye	2
	10	01685	(000000– ) Washer, Flat, 0.38b 0.88d .08, Ss	2
	11	08713	(000000– ) Nut, Hex, Lock, M8 X 1.25, NI, Ss	2
12	1210711	(000000– ) Tread, Non–Skid–Step, 5.5w 13.8l	1	
13	1212350	(000000– ) Bumper, Strip. 1.0	2	
	14	1205863	(000000– ) Door Wldt, Brush, Lh	1
	15	1205864	(000000– ) Door Wldt, Brush, Rh	1
	16	1037346	(000000– ) Screw, Hex, M8 X 1.25 X 25, 9.8, Sems	4
	17	1202779	(000000– ) Magnet, Latch, Brush Door	2
	18	19312	(000000– ) Nut, Hex, Std, .25–20	4
	19	1205257	(000000– ) Channel Wldt, Bumper	1
	20	1052962	(000000– ) Wheel, 05.0d 2.00w 0.75b, Gray, W/ Bshg	6
	21	1206367	(000000– ) Pin, Hitch, .750d X 7.00l, Pl	2
	22	1057780	(000000– ) Horn, 36vdc, 110dba	1
	23	08716	(000000– ) Screw, Hex, M6 X 1.00 X 20, Ss	1
	24	01684	(000000– ) Washer, Flat, 0.27b 0.69d .05, Ss	2
	25	08712	(000000– ) Nut, Hex, Lock, M6 X 1.00, NI, Ss	1
	26	71579	(000000– ) Strap, Static, W/Grommet, .19 1.1w 25.0l	1
	27	763045	(000000– ) Screw, Hex, M8 X 1.25 X 20, Fmg	1
	28	41141	(000000– ) Washer, Lock, Int–Ext, 0.31	1
	29	1205048	(000000–010999 ) Panel Wldt, Cover, Brush	1
	29	1225506	(011000– ) Panel Wldt, Cover, Brush	1
	30	1020341	(000000– ) Screw, Hex, M8 X 1.25 X 20, Ss, Sems	5
	31	1212248	(000000– ) Tread, Non–Skid–Step, 3.75W 8.5L, Sba	1
	32	09023	(000000– ) Screw, Hex, M8 X 1.25 X 35, Fl, Ss	4
	33	222516	(000000– ) Sleeve, P/m 0.32B 0.50D 0.3L [430Ss]	4
	34	08713	(000000– ) Nut, Hex, Lock, M8 X 1.25, NI, Ss	2
	35	09010	(000000– ) Screw, Hex, M8 X 1.25 X 25, Ss	4
	36	1017218	(000000– ) Washer, flat, 0.32B 1.00D .12, Ss	4
	37	1238848	(013000– ) Tray Wldt, Battery	1
	38	1037354	(013000– ) Screw, Hex, M8 X 1.25 X 30, 9.8, Sems	4

Fig. 4 – Front Covers Group

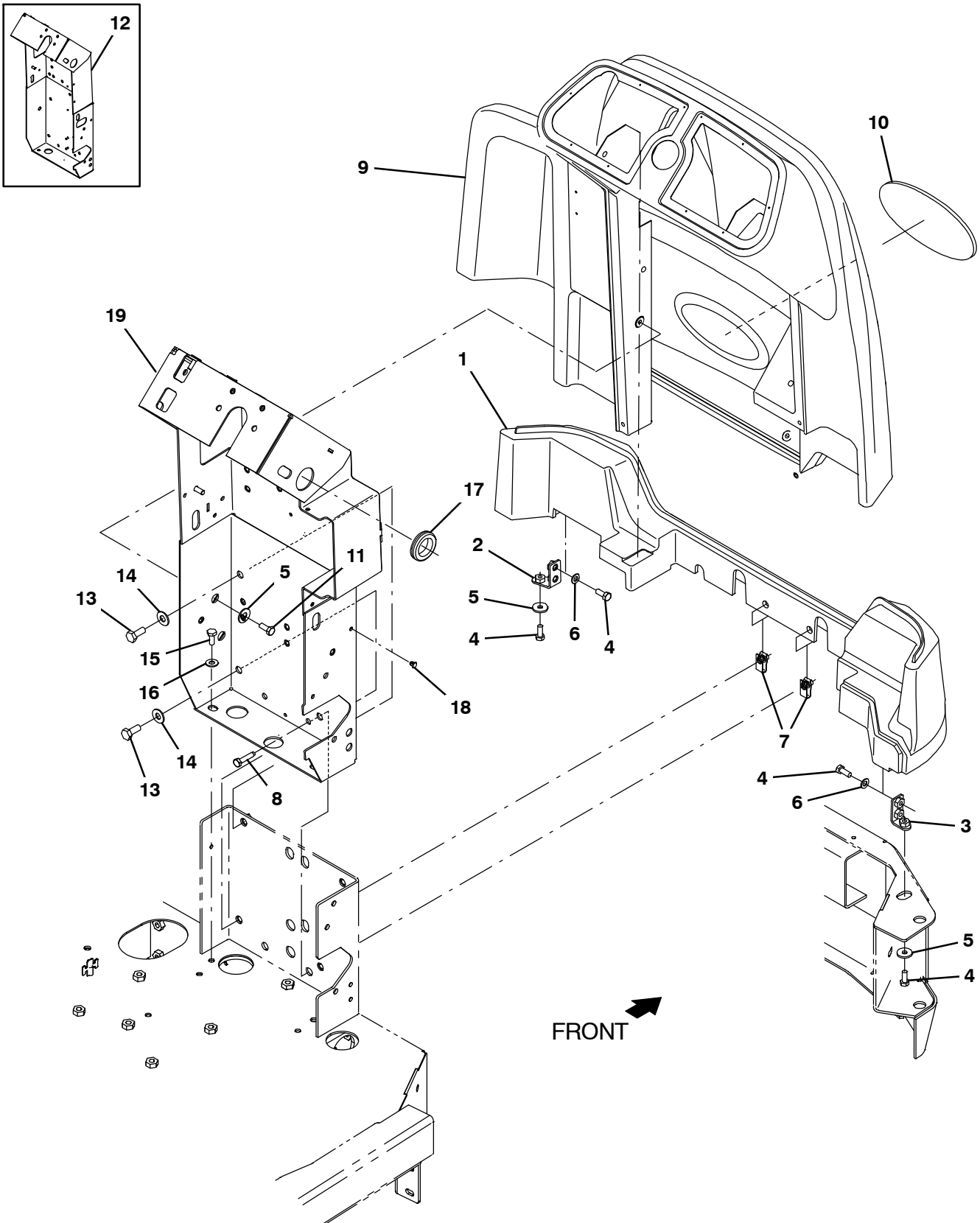


Fig. 4 – Front Covers Group

Ref.	Part No.	Serial Number	Description	Qty.	
1	1204732	(000000–	) Platform, Oprtr, Front	1	
2	1208188	(000000–	) Bracket Wldt, Mtg, Platform, Front	1	
3	1209246	(000000–	) Bracket Wldt, Mtg, Platform, Front, Rh	1	
4	16931	(000000–	) Screw, Hex, M8 X 1.25 X 20, 8.8	6	
5	1017218	(000000–	) Washer, Flat, 0.32b 1.00d .12, Ss	6	
6	39349	(000000–	) Washer, Flat, 0.31, Sae	4	
7	1208045	(000000–	) Nut, U, M8 X 1.25 4–7 Thk	2	
8	1037355	(000000–	) Screw, Hex, M8 X 1.25 X 35, 9.8, Sems	2	
▽	9	9020216	(000000–	) Shroud, Front, Afrmkt [T17]	1
▲	10	1204077	(000000–	) Nameplate, Tennant, Domed	1
11	09740	(000000–	) Screw, Hex, M8 X 1.25 X 20, Ss	4	
12	1205397	(000000–010999	) Channel Wldt, Steering	1	
13	39283	(000000–	) Screw, Hex, M10 X 1.50 X 25, 8.8	5	
14	32492	(000000–	) Washer, Flat, 0.38, Std	5	
15	09010	(000000–	) Screw, Hex, M8 X 1.25 X 25, Ss	1	
16	32485	(000000–	) Washer, Flat, 0.38, Sae	2	
17	04051	(000000–	) Grommet, Rbr, 1.31id, F/1.6h, .12 Matl	1	
18	1202868	(000000–	) Clip, Tie, 0.25d, Plstc	6	
19	1218213	(011000–	) Channel Wldt, Sppt, Steering	1	

Fig. 5 - Steering Group

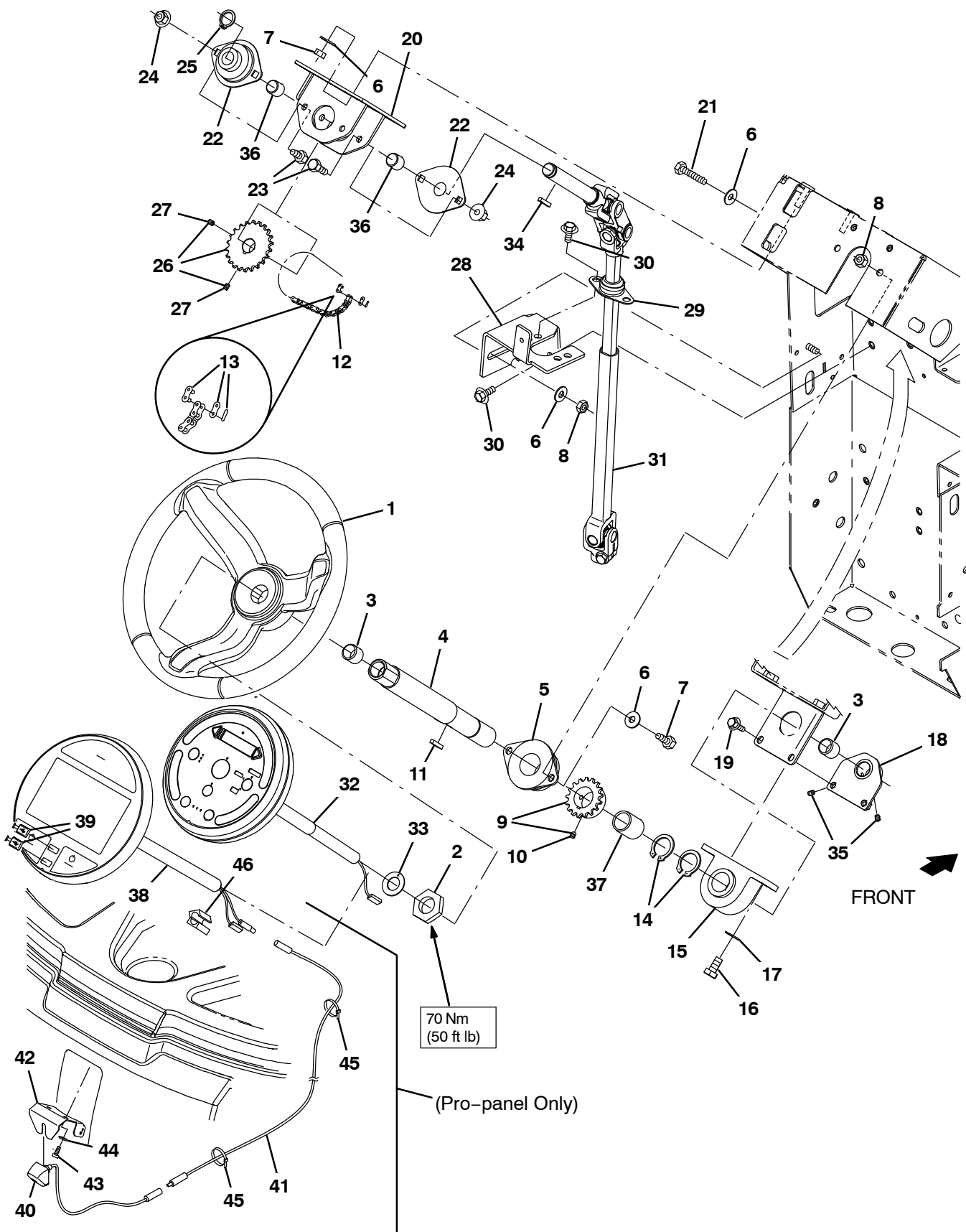




Fig. 5 – Steering Group

Ref.	Part No.	Serial Number	Description	Qty.
	1	1056412	(000000– ) Wheel, Steering, 14.4d	1
	2	1059073	(000000– ) Nut, Hex, Jam, 1.12–12	1
	3	1057785	(000000– ) Bearing, Journal, 0.75b 0.88d 0.75l	2
	4	1208612	(000000–010999 ) Tube, Column, Steering	1
	4	1224341	(011000– ) Tube, Column, Steering	1
	5	1057043	(000000– ) Bearing, Flng, 2hole, 1.25b	1
	6	32491	(000000– ) Washer, Flat, 0.31, Std	8
	7	16931	(000000– ) Screw, Hex, M8 X 1.25 X 20, 8.8	8
	8	08709	(000000– ) Nut, Hex, Lock, M8 X 1.25, NI	5
▽		9010942	(000000–010999 ) Sprocket Kit, 1.12B, Afrmkt [T12]	1
▲	9	1053825	(000000–010999 ) Sprocket, Steering, 1.12B	1
▲	10	09162	(000000–010999 ) Screw, Set, M6 X 1.00 X 8, NI	2
▽		9014999	(011000– ) Sprocket Kit, 1.12B, Afrmkt [T17/M17]	1
▲	9	1224700	(011000– ) Sprocket, Steering, 1.12B	1
▲	10	1224893	(011000– ) Screw, Set, M8 X 1.25 X 8, Lock	1
	11	00912	(000000– ) Key, Sq, 0.19 X 0.19, 1.00l	1
	12	1073181	(000000– ) Chain, Rlr, 35 X 41 Pitches	1
	13	14799	(000000– ) Link, Chain, Rlr, 35	1
	14	70651	(000000–010999 ) Ring, Retaining, Ext, 1.12d	1
	14	70651	(011000– ) Ring, Retaining, Ext, 1.12d	2
	15	1054654	(000000– ) Bearing, Pillowblock, 1.12b	1
	16	06961	(000000– ) Screw, Hex, M10 X 1.5	2
	17	32485	(000000– ) Washer, Flat, 0.38, Sae	2
	18	1208625	(000000– ) Plate Wldt, Brg	1
	19	1034731	(000000– ) Screw, Hex, M6 X 1.00 X 16, Ss, Sems	2
	20	1057572	(000000– ) Plate Wldt, Sppt, Brg	1
	21	222505	(000000– ) Screw, Hex, M8 X 1.25 X 45, Ss	1
	22	1057554	(000000– ) Bearing, Flng, 2hole, 0.75b	2
	23	16735	(000000– ) Screw, Hex, M8 X 1.25 X 16, 8.8	4
	24	07791	(000000– ) Nut, Hex, Flng, M8 X 1.25	4
	25	26428	(000000– ) Ring, Retaining, Ext, 0.75d, Hd	1
▽		9010943	(000000–010999 ) Sprocket Kit, 0.75B, Afrmkt [T12]	1
▲	26	1057171	(000000–010999 ) Sprocket, Steering, 0.75B	2
▲	27	09162	(000000–010999 ) Screw, Set, M6 X 1.00 X 8, NI	2
▽		9014998	(011000– ) Sprocket Kit, 0.75B, Afrmkt [T17/M17]	1
▲	26	1224699	(011000– ) Sprocket, Steering, 0.75B	2
▲	27	1224893	(011000– ) Screw, Set, M6 X 1.00 X 8, NI	2
	28	1205296	(000000–010999 ) Bracket, Brg	1
	28	1225503	(011000– ) Bracket, Brg	1
	29	223065	(000000– ) Bearing, Flng, 2hole, 0.75b [Nyl]	1
	30	1020341	(000000– ) Screw, Hex, M8 X 1.25 X 20, Ss, Sems	4
	31	1208113	(000000– ) Shaft, Steering, Mnl	1
	32	9020223	(000000–012999 ) Panel Kit, Pod, Afrmkt [Std, T17]	1
	32	9015635	(013000– ) Panel Kit, Pod, Afrmkt [Std, T17]	1
	33	04846	(000000– ) Washer, Thrust, 0.79b 1.42d 0.06[Garlok]	1
	34	00912	(000000–010999 ) Key, Sq, 0.19 X 0.19, 1.00l	1
	34	00911	(011000– ) Key, Sq, 0.19 X 0.19, 1.00l	1
	35	09162	(000000– ) Screw, Set, M6 X 1.00 X 8, NI	2
	36	1226141	(011000– ) Sleeve, P/M, 0.75B 0.88D 0.6L [841Brz]	2
	37	1224454	(011000– ) Sleeve, P/M, 1.13B 1.38D 1.0L	1

**Fig. 5 – Steering Group**

	Ref.	Part No.	Serial Number	Description	Qty.
▽	38	9015633	(013000–	) Panel Kit, Pod, Afmkt [Pro, M20/M30/T20](Pro–panel Only)	1
▲	39	1225119	(013000–	) Cap, Usb, Universal (Pro–panel Only)	2
	40	1218851	(013000–	) Camera, Color, Fixed (Pro–panel Only)	1
	41	1218852	(013000–	) Cable, Camera, 197.0L [Hvs] (Pro–panel Only)	1
	42	1219037	(013000–	) Bracket, Mount, Camera (Pro–panel Only)	1
	43	360973	(013000–	) Screw, Pan, Phl, 12–16 X 0.50, F/Plstc (Pro–panel Only)	2
	44	19066	(013000–	) Washer, flat, 0.25B 0.56D .05, PI, 10 (Pro–panel Only)	2
	45	763114	(013000–	) Tie, Cable, 11.3L, 2.75D Max (Pro–panel Only)	6
	46	1040049	(013000–	) Inductor, 32.0mml [Ferrite 0–300mhz] (Australia Only) (Pro–panel Only)	1



Fig. 6 – Brake and Directional Pedals Group

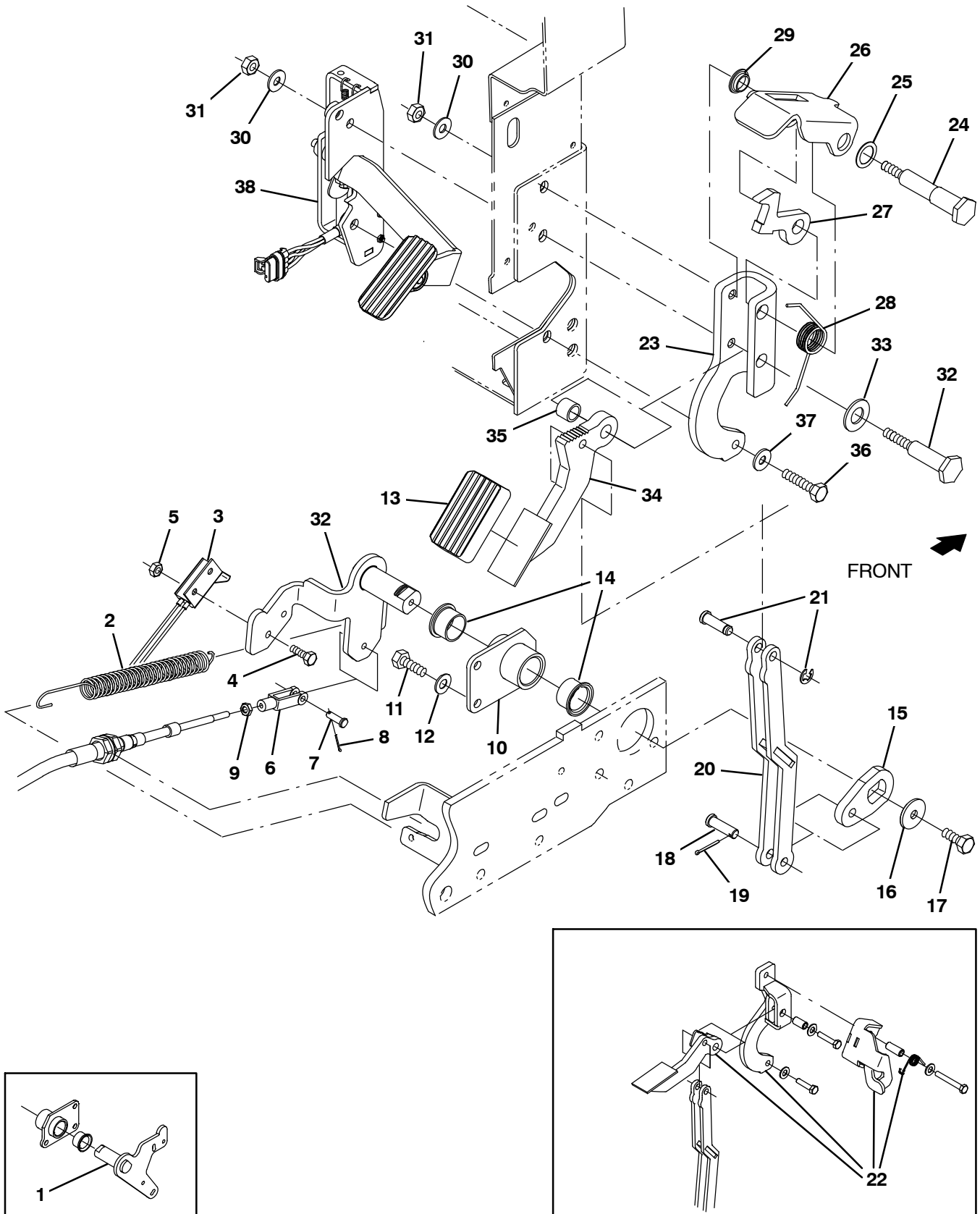


Fig. 6 – Brake and Directional Pedals Group

Ref.	Part No.	Serial Number	Description	Qty.
1	1207177	(000000–010999 )	Shaft Wldt, Pivot, Front	1
2	1213461	(000000– )	Spring, Tens, .75Od X .08S 7.0L	1
3	1212400	(000000– )	Switch, Snap, 15a Nc	1
4	15678	(000000– )	Screw, Hex, M6 X 1.00 X 16, Ss	2
5	08712	(000000– )	Nut, Hex, Lock, M6 X 1.00, NI, Ss	2
6	14595–1	(000000– )	Clevis, Adj, 0.25pin, 0.25–28 Rh, PI	1
7	605070	(000000– )	Pin, Clevis, 0.25d X 0.79l	1
8	08178	(000000– )	Pin, Cotter, .062 X 0.75	1
9	32899	(000000– )	Nut, Hex, Jam, .25–28	1
10	1209015	(000000–010999 )	Bracket Wldt, Support, Brake	1
10	1218580	(011000– )	Bracket Wldt, Support, Brake	1
11	09010	(000000–010999 )	Screw, Hex, M8 X 1.25 X 25, Ss	3
11	09011	(011000– )	Screw, Hex, M8 X 1.25 X 30, Ss	3
12	01685	(000000– )	Washer, Flat, 0.38b 0.88d .08, Ss	3
13	1207654	(000000– )	Pad, Pedal, Brake, 2.79l 1.84w .75t	1
14	56166	(000000– )	Bushing, Flng, 1.00b 1.13d 0.75l	2
15	1207174	(000000–010999 )	Bracket, Brake, Front	1
15	1218579	(011000– )	Bracket, Brake, Front	1
16	1016331	(000000– )	Washer, Flat, 0.34b 1.25d .11, Ss	1
17	09740	(000000– )	Screw, Hex, M8 X 1.25 X 20, Ss	1
18	46657	(000000– )	Pin, Clevis, 0.37d X 1.25l	1
19	08179	(000000– )	Pin, Cotter, .094 X 1.00	1
20	1207566	(000000– )	Link Wldt, Brake	1
21	1207981	(000000– )	Pin, Clevis, Grvd, 0.38d X 1.25l	1
22	9016734	(000000–011777 )	Brake Kit, Replmt, Afmkt[T17/M17]	1
23	1236066	(011778– )	Bracket, Mtg, Pedal, Painted	1
24	1234792	(011778– )	Pin, Spindle, Spring	1
25	630358	(011778– )	Washer, Flat, 0.75b 1.00d .03, Nyl	1
26	1230885	(011778– )	Pedal, Window	1
27	1230821	(011778– )	Stop, Lock, Pedal	1
28	1234554	(011778– )	Spring, Torsion, Brake	1
29	04843	(011778– )	Bushing, Flng, 0.63b 0.72d 0.25l	1
30	32491	(011778– )	Washer, Flat, 0.31, Std	2
31	08709	(011778– )	Nut, Hex, Lock, M8 X 1.25, NI	2
32	1234789	(011778– )	Pin, Mtg, M8 X 1.25 Thrd	1
33	15331	(011778– )	Washer, Flat, 0.62, Sae	1
34	1229005	(011778– )	Plate Wldt, Shaft, Pedal	1
35	830207	(011778– )	Sleeve, 0.65b 0.87d 0.6l, PI	1
36	09026	(011778– )	Screw, Hex, M8 X 1.25 X 40, Ss	1
37	32491	(011778– )	Washer, Flat, 0.31, Std	1
38	1209411	(000000– )	Pedal Assy, Accelerator, W/O Brake [T17]	1

Fig. 7 - Instrument Panel Group

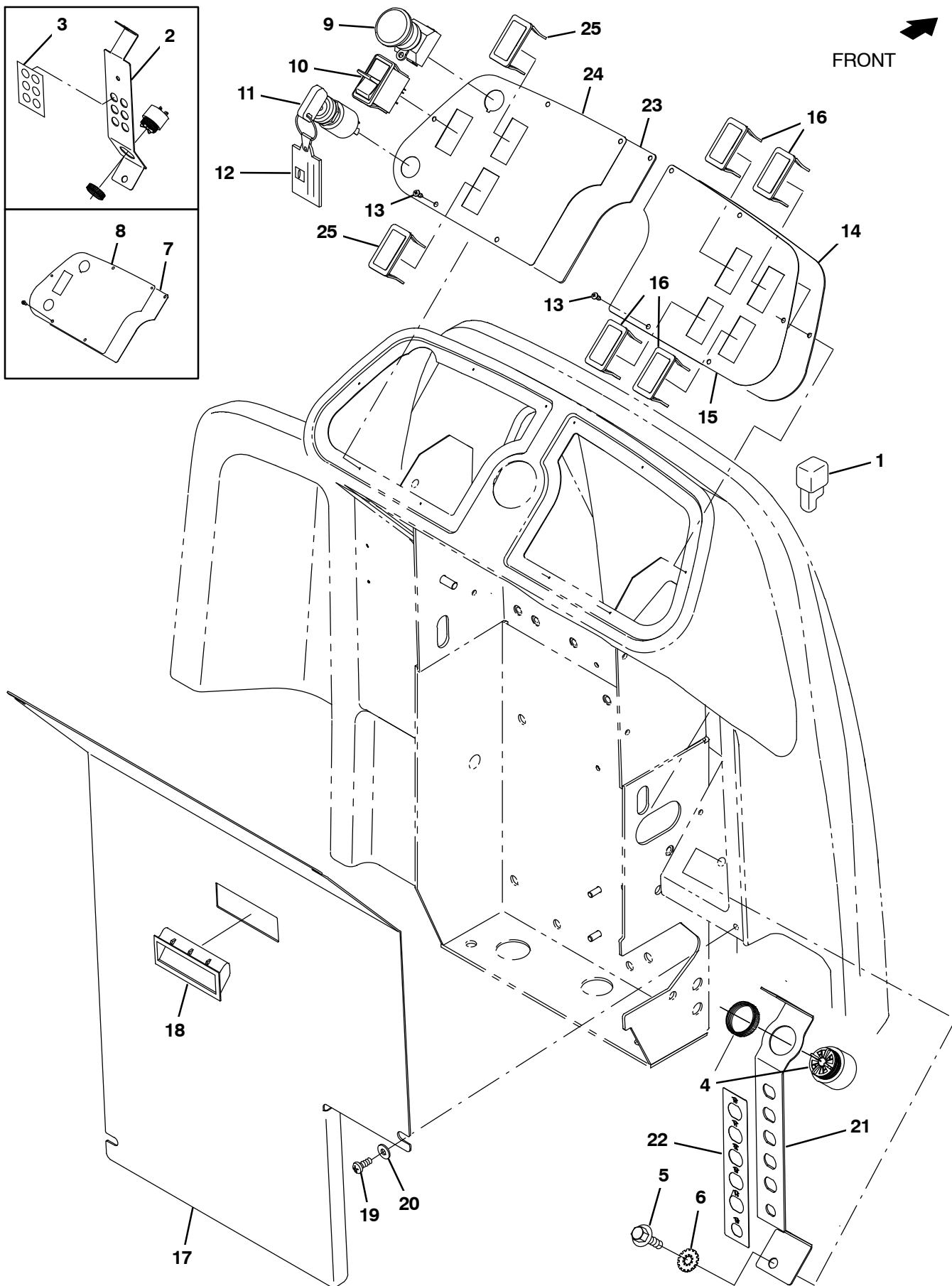


Fig. 7 – Instrument Panel Group

Ref.	Part No.	Serial Number	Description	Qty.	
1	222290	(000000– )	Diode, Ele, Plug	1	
2	1206546	(000000–010999 )	Bracket, Ele, Cb	1	
3	1208411	(000000–010999 )	Label, Circuit Breaker	1	
4	1052726	(000000– )	Alarm, 9–48vdc, 95 Db(A) [Ec–H20]	1	
5	1020341	(000000– )	Screw, Hex, M8 X 1.25 X 20, Ss, Sems	1	
6	41141	(000000– )	Washer, Lock, Int–Ext, 0.31	1	
7	1201534	(000000–012999 )	Panel, Console, Lh	1	
8	1204170	(000000–012999 )	Label, Opertnl, Console, Lh	1	
9	1011735	(000000– )	Switch, Safety, Shutoff	1	
10	1058679	(000000– )	Switch, Rocker, Dpdt, On / None / On	1	
▽	11	361076	(000000– )	Switch, Ignition [Merit Gmbh]	1
▲		361144	(000000– )	Key, Ignition, Sgl	1
12	1075003	(000000– )	Keychain, Rectangle, Parts & Service	1	
13	140825	(000000– )	Screw, Pan, Phl, 06 X 0.50, Fmg/Ab, Blk	10	
14	1208185	(000000– )	Panel, Console, Rh	1	
15	1208416	(000000– )	Label, Opertnl, Console, Rh	1	
16	398501	(000000– )	Plug, Hole, Rt, Rocker Switch, .87 X 1.7	4	
17	9020225	(000000– )	Panel, Access, Na, Afmkt [T17]	1	
17	9020227	(000000– )	Panel, Access, Tj, Afmkt [T17]	1	
18	1208187	(000000– )	Handle, Panel	1	
19	1045525	(000000– )	Screw, Pan, Phl, M6 X 1.00 X 12, Blk	4	
20	1069322	(000000– )	Washer, Flat, 0.25, Sae, Blk	4	
21	1217573	(011000– )	Bracket, Ele, Circuitbreaker	1	
22	1218920	(011000– )	Label, Circuitbreaker, Steering	1	
23	1201534	(013000– )	Panel, Console, Lh	1	
24	1204170	(013000– )	Label, Opertnl, Console, Lh	1	
25	398501	(013000– )	Plug, Hole, Rt, Rocker Switch, .87 X 1.7	2	

Fig. 8 – Seat Group

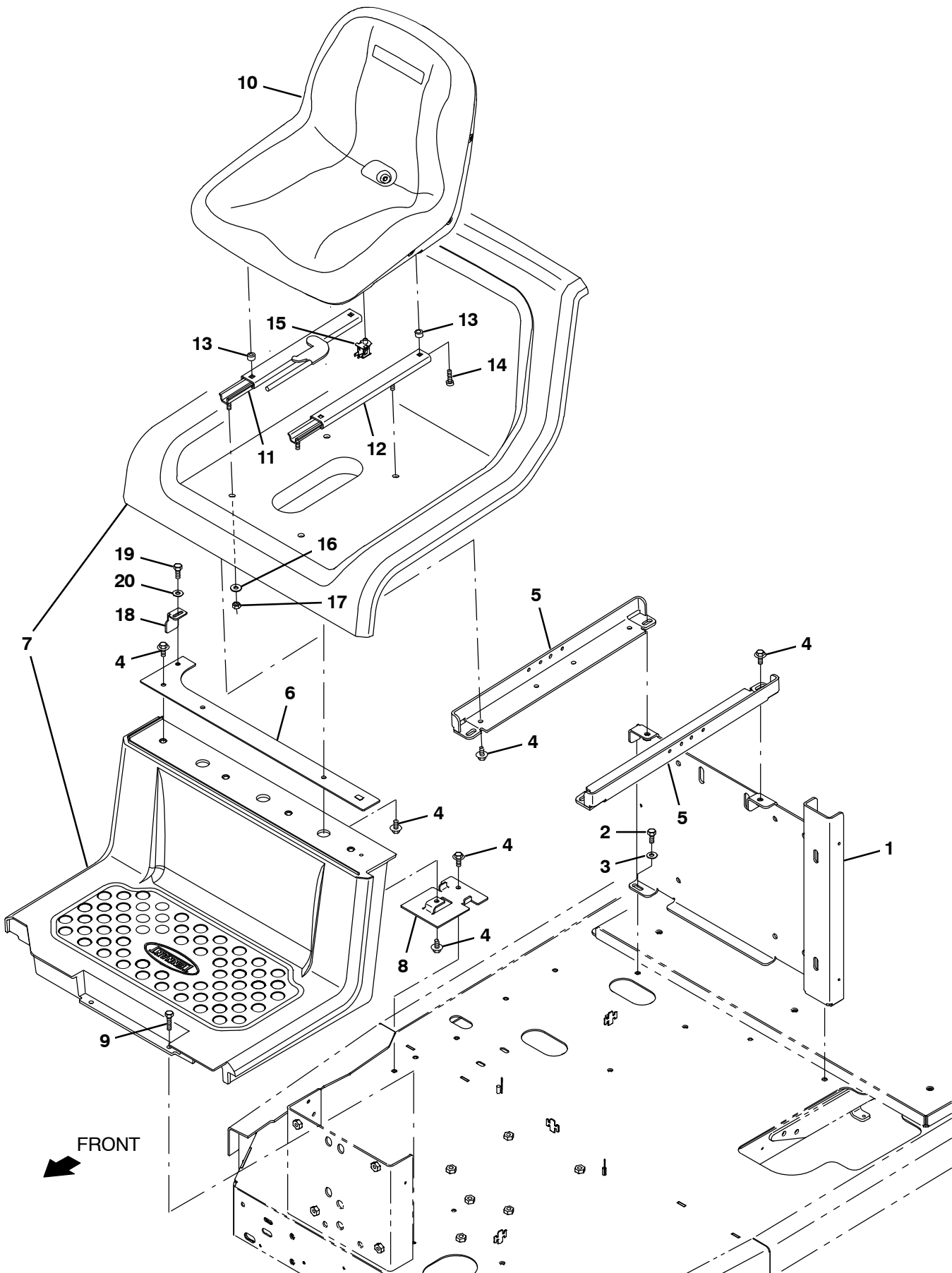




Fig. 8 – Seat Group

Ref.	Part No.	Serial Number	Description	Qty.
1	1207922	(000000– )	Bracket Wldt, Sppt, Tank	1
2	223163	(000000– )	Screw, Hex, M8 X 1.25 X 30, 8.8, NI	2
3	1017218	(000000– )	Washer, Flat, 0.32b 1.00d .12, Ss	2
4	1020341	(000000– )	Screw, Hex, M8 X 1.25 X 20, Ss, Sems	11
5	1206424	(000000–012999 )	Angle, Sppt, Seat	2
5	1239681	(013000– )	Angle, Sppt, Seat	2
6	1206785	(000000– )	Plate Wldt, Mtg, Platform	1
7	1212415	(000000– )	Platform Set, Oprtr [T17]	1
8	1205073	(000000– )	Plate, Mtg	1
9	1037355	(000000– )	Screw, Hex, M8 X 1.25 X 35, 9.8, Sems	2
10	1201894	(000000– )	Seat, Std [Milsco]	1
11	360370	(000000– )	Track, Slide, Seat Adj, 12.5l, W/Latch	1
12	360369	(000000– )	Track, Slide, Seat Adj, 12.5l	1
13	1051052	(000000– )	Spacer, Rnd, .38b .88d .38l	4
14	49177	(000000– )	Screw, Pan, Phl, .31–18 X 1.00, G2	4
15	1048955	(000000– )	Switch, Seat, No [Delta 6440–04]	1
16	01685	(000000– )	Washer, Flat, 0.38b 0.88d .08, Ss	4
17	41437	(000000– )	Nut, Hex, Lock, .31–18, NI, Ss	4
18	1209194	(000000– )	Angle, Latch	1
19	06942	(000000– )	Screw, Hex, M6 X 1.00 X 16, 8.8	1
20	32483	(000000– )	Washer, Flat, 0.25, Sae	1

**Fig. 9 – Deluxe Seat Kit**

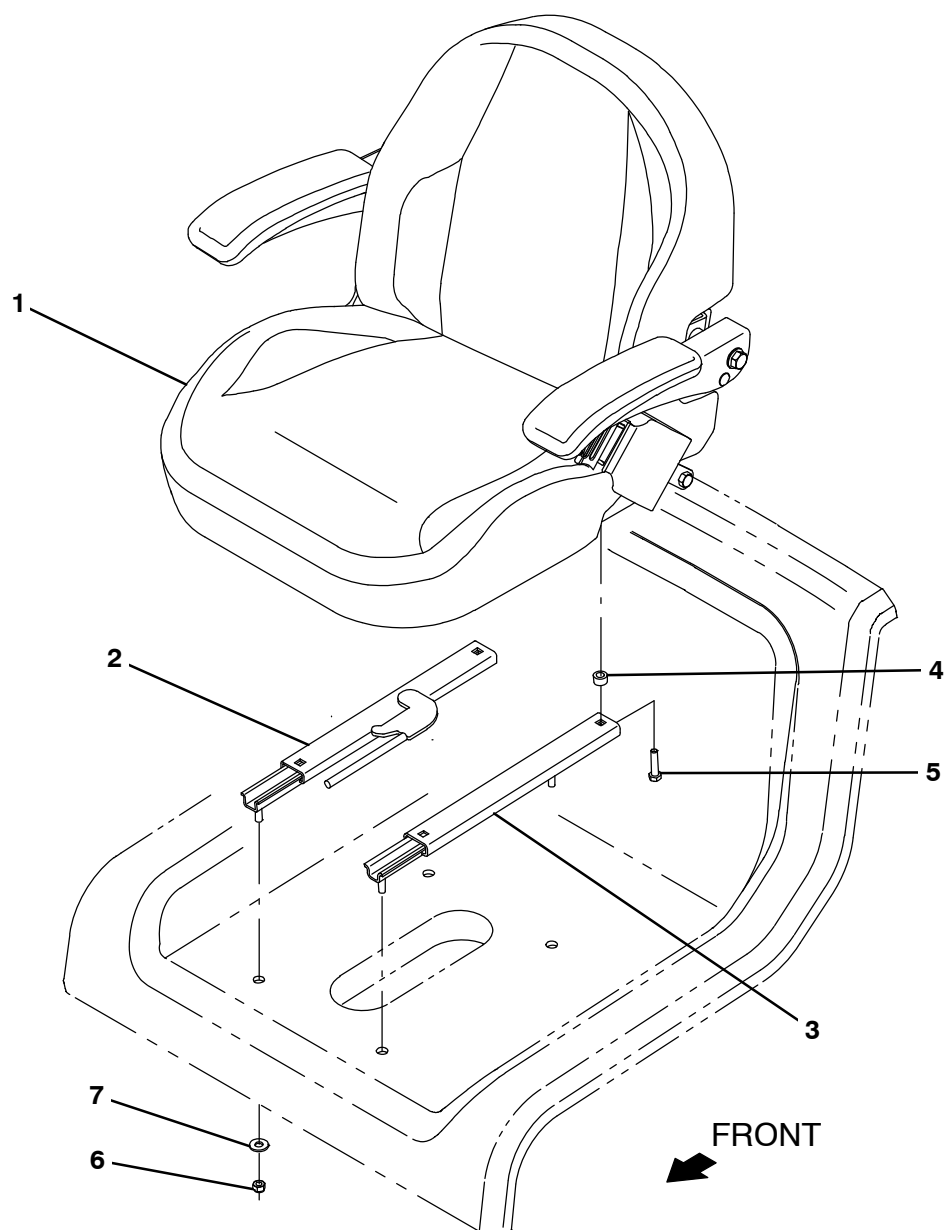


Fig. 9 – Deluxe Seat Kit

	Ref.	Part No.	Serial Number	Description	Qty.
▽	1	9020103	(000000–	) Seat Kit, Deluxe, Ci [T17]	1
▲		1201428	(000000–	) Seat, Dlx, W/ Armrests & Seatbelt	1
▲	2	360370	(000000–	) Track, Slide, Seat Adj, 12.5l, W/Latch	1
▲	3	360369	(000000–	) Track, Slide, Seat Adj, 12.5l	1
▲	4	1051052	(000000–	) Spacer, Rnd, .38b .88d .38l	4
▲	5	49177	(000000–	) Screw, Pan, Phl, .31–18X1.00, G2	4
▲	6	41437	(000000–	) Nut, Hex, Lock, .31–18, NI, Ss	4
▲	7	01685	(000000–	) Washer, Flat, 0.38b 0.88d .08, Ss	4

Fig. 10 – Drive Wheel Group (000000–010999)

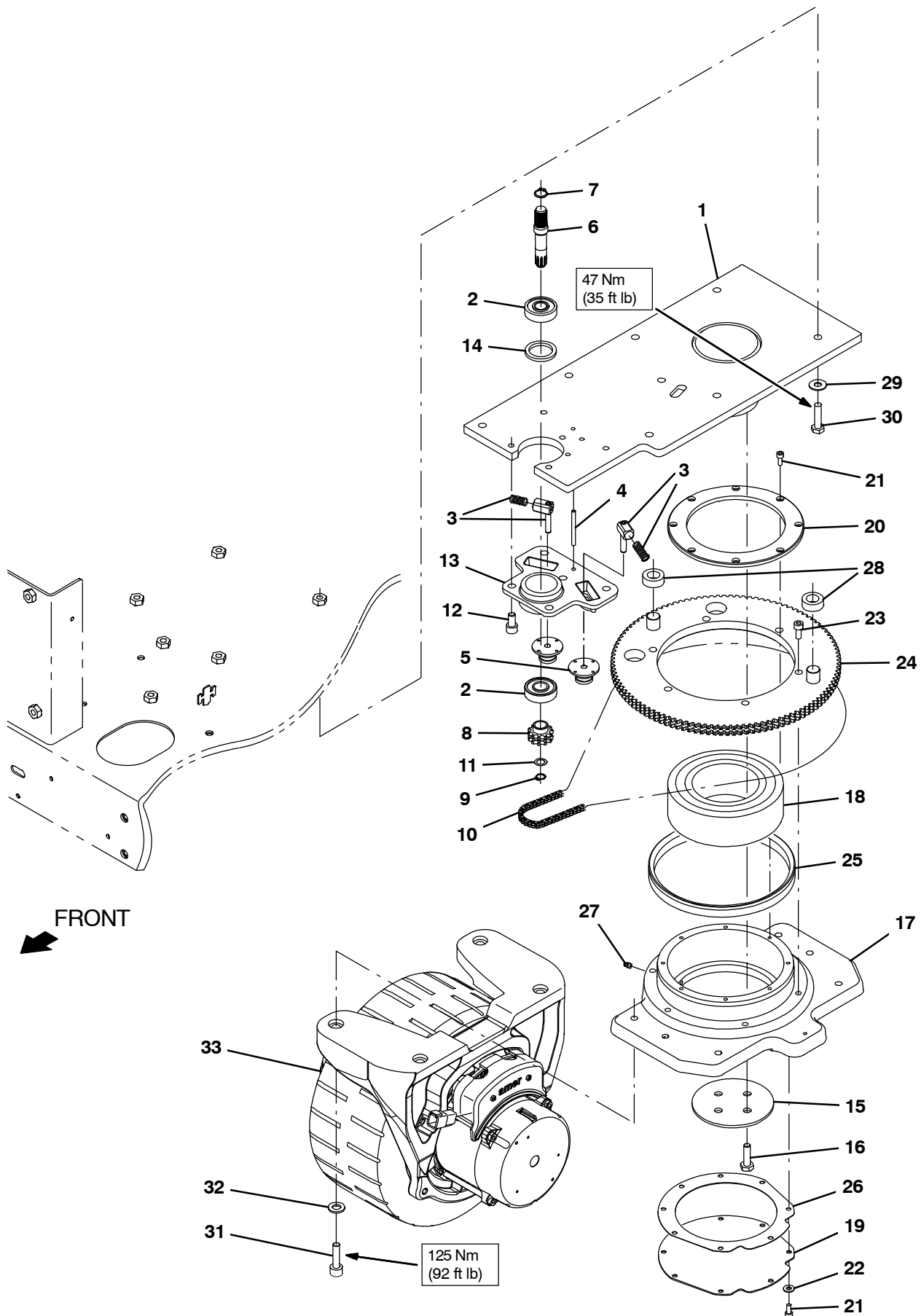


Fig. 10 – Drive Wheel Group (000000–010999)

	Ref.	Part No.	Serial Number	Description	Qty.
▽		9013267	(000000–010999 )	Transmission Assy, Str, Afmkt [T17]	1
▲	1	1209073	(000000–010999 )	Plate Wldt, Attachment, Frame	1
▲	2	1208971	(000000–010999 )	Bearing, Ball, 0.67b, 1.85d, 0.55w	2
▲	3	9015632	(000000–010999 )	Tensioner Kit, Str Trans, Afmkt [T17/M17]	2
▲	4	26315	(000000–010999 )	Pin, Roll, .250X 1.5L, .250/.256	4
▲	5	1208974	(000000–010999 )	Tensioner, Chain, Dbl	2
▲	6	1208986	(000000–010999 )	Shaft, Input, Transmission	1
▲	7	1208985	(000000–010999 )	Ring, Retaining, Ext, 16.2mm Id, Hd	1
▲	8	1208989	(000000–010999 )	Sprocket, Dbl	1
▲	9	1208983	(000000–010999 )	Ring, Retaining, Ext, 11.5mm Id	1
▲	10	1208987	(000000–010999 )	Chain, Double, 3/8 Pitch, Transmission	1
▲	11	1208999	(000000–010999 )	Washer, Large, Transmission	1
▲	12	1208977	(000000–010999 )	Screw, Soc, M10 X 1.5 X 20, 12.9	5
▲	13	1209052	(000000–010999 )	Housing, Input [As Machined]	1
▲	14	1209168	(000000–010999 )	Spacer, Brg, Transmission	1
▲	15	1209966	(000000–010999 )	Retainer, Shaft, Transmission	1
▲	16	368176	(000000–010999 )	Screw, Hex, M10 X 1.50 X 35, 10.9	4
▲	17	1210286	(000000–010999 )	Housing, Output, Machined	1
▲	18	1209969	(000000–010999 )	Bearing, Ball, 3.74b, 6.69d, 2.19w	1
▲	19	1209968	(000000–010999 )	Cover, Transmission	1
▲	20	1209965	(000000–010999 )	Retainer, Housing, Transmission	1
▲	21	1062386	(000000–010999 )	Screw, Soc, M6 X 1.00 X 14, NI	16
▲	22	32483	(000000–010999 )	Washer, Flat, 0.25, Sae	8
▲	23	41358	(000000–010999 )	Screw, Soc, M10 X 1.50 X 35, 12.9	6
▲	24	1209964	(000000–010999 )	Sprocket Wldt, Output, Transmission	1
▲	25	1209995	(000000–010999 )	Seal, Axial, Transmission [199 Vs R]	1
▲	26	1209960	(000000–010999 )	Gasket, Steering, Transmission	1
▲	27	07259	(000000–010999 )	Fitting, Grease, Str Pm04 .47I	1
▲	28	1211952	(000000–010999 )	Tube, 0.74id 1.24od 0.47I, Pyu	2
▲	29	32492	(000000–010999 )	Washer, Flat, 0.38, Std	7
▲	30	39285	(000000–010999 )	Screw, Hex, M10 X 1.50 X 40, 8.8	7
▲	31	16960	(000000–010999 )	Screw, Soc, M12 X 1.75 X 40, 12.9	4
▲	32	33925	(000000–010999 )	Washer, Flat, M12	4
▽	33	1206485	(000000–010999 )	Wheel Assy, Drive, Ac, W/O Brake	1
▲		9020266	(000000–010999 )	Tire, Assy, Front, Std, Red [T17]	1
▲		9020269	(000000–010999 )	Motor Replmt kit, Drive [T17]	1
▽	33	1208899	(000000–010999 )	Wheel Assy, Drive, Ac, W/O Brake, White (Optional)	1
▲		9020267	(000000–010999 )	Tire Assy, Front, Opt, White [T17] (Optional)	1
▲		9020269	(000000–010999 )	Motor Replmt kit, Drive [T17]	1

Fig. 11 – Drive Wheel Group (011000– )

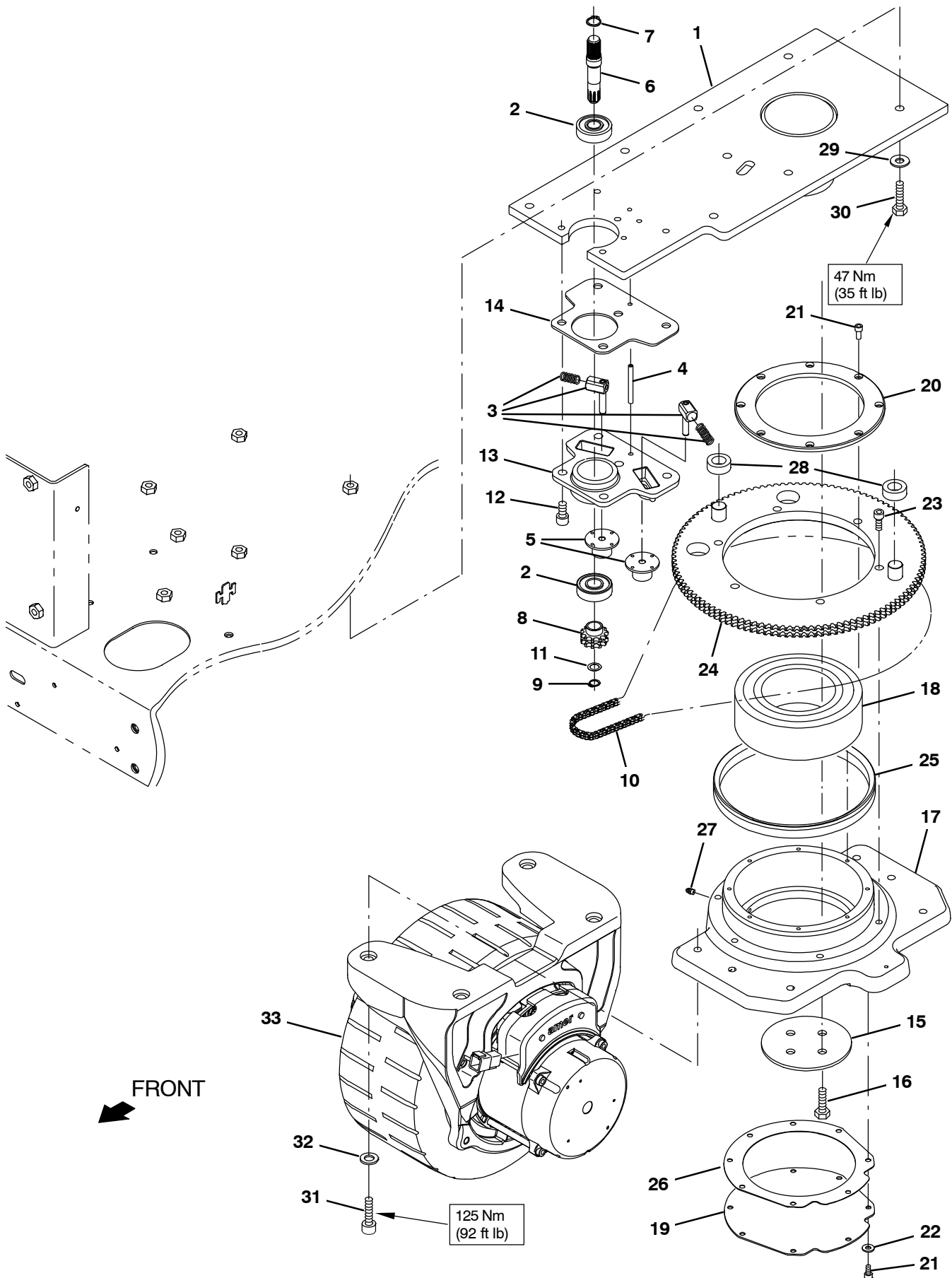


Fig. 11 – Drive Wheel Group (011000– )

	Ref.	Part No.	Serial Number	Description	Qty.
▽		9014997	(011000– )	Transmission Assy, Str, Afmkt [T17/M17]	1
▲	1	1217322	(011000– )	Plate Wldt, Attachment, Frame	1
▲	2	1208971	(011000– )	Bearing, Ball, 0.67b, 1.85d, 0.55w	2
▲	3	9015632	(011000– )	Tensioner Kit, Str Trans, Afmkt [T17/M17]	1
▲	4	26315	(011000– )	Pin, Roll, .250d X 1.50l, .250/.256	
▲	5	1208974	(011000– )	Tensioner, Chain, Dbl	2
▲	6	1208986	(011000– )	Shaft, Input, Transmission	1
▲	7	1208985	(011000– )	Ring, Retaining, Ext, 16.2mm Id, Hd	1
▲	8	1208989	(011000– )	Sprocket, Dbl	1
▲	9	1208983	(011000– )	Ring, Retaining, Ext, 11.5mm Id	1
▲	10	1208987	(011000– )	Chain, Double, 3/8 Pitch, Transmission	1
▲	11	1208999	(011000– )	Washer, Flat, 0.50b 0.75d .02, Stl	1
▲	12	1208977	(011000– )	Screw, Soc, M10 X 1.5 X 20, 12.9	5
▲	13	1209052	(011000– )	Housing, Input [As Machined]	1
▲	14	1225563	(011000– )	Shim, Transmission	1
▲	15	1209966	(011000– )	Retainer, Shaft, Transmission	1
▲	16	368176	(011000– )	Screw, Hex, M10 X 1.50 X 35, 10.9	4
▲	17	1210286	(011000– )	Housing, Output, Machined	1
▲	18	1209969	(011000– )	Bearing, Ball, 3.74b, 6.69d, 2.19w	1
▲	19	1209968	(011000– )	Cover, Transmission	1
▲	20	1209965	(011000– )	Retainer, Housing, Transmission	1
▲	21	1062386	(011000– )	Screw, Soc, M6 X 1.00 X 14, NI	16
▲	22	32483	(011000– )	Washer, Flat, 0.25, Sae	8
▲	23	41358	(011000– )	Screw, Soc, M10 X 1.50 X 35, 12.9	6
▲	24	1209964	(011000– )	Sprocket Wldt, Output, Transmission	1
▲	25	1209995	(011000– )	Seal, Axial, Transmission [199 Vs R]	1
▲	26	1209960	(011000– )	Gasket, Steering, Transmission	1
▲	27	07259	(011000– )	Fitting, Grease, Str Pm04 .47l	1
▲	28	1211952	(011000– )	Tube, 0.74id 1.24od 0.47l, Pyu	2
▲	29	32492	(011000– )	Washer, Flat, 0.38, Std	7
▲	30	39285	(011000– )	Screw, Hex, M10 X 1.50 X 40, 8.8	7
▲	31	16960	(011000– )	Screw, Soc, M12 X 1.75 X 40, 12.9	4
▲	32	33925	(011000– )	Washer, Flat, M12, Ss	4
▽	33	1244839	(011000– )	Wheel Assy, Drive, Ac, W/O Brake	1
▲		9020266	(011000– )	Tire, Assy, Front, Std, Red [T17]	1
▲		9020269	(011000– )	Motor Replmt kit, Drive [T17]	1
▽	33	1244840	(011000– )	Wheel Assy, Drive, Ac, W/O Brake, White (Optional)	1
▲		9020267	(011000– )	Tire Assy, Front, Opt, White [T17] (Optional)	1
▲		9020269	(011000– )	Motor Replmt kit, Drive [T17]	1

Fig. 12 – Drive Wheel Electrical Group (000000–010999)

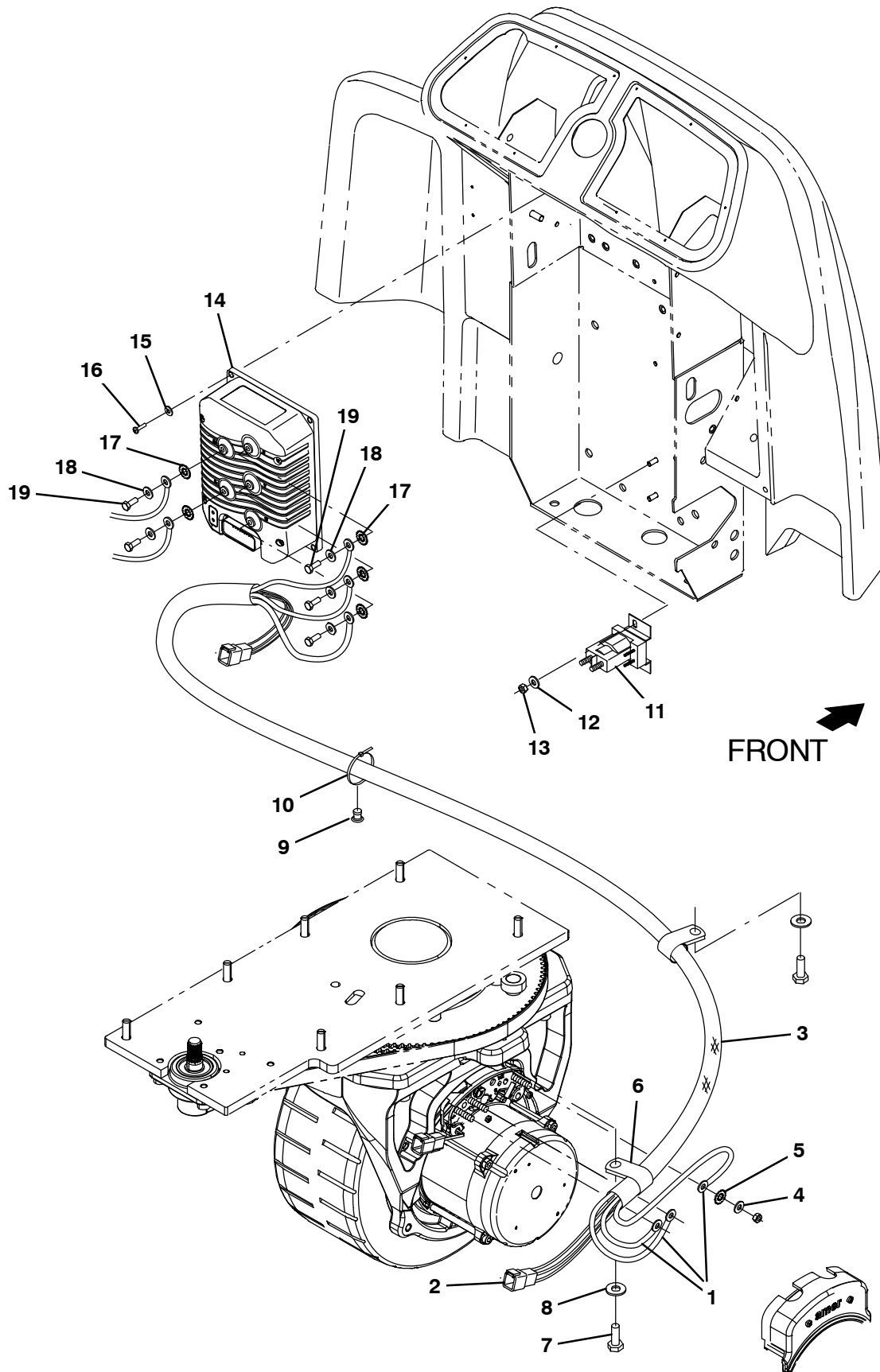




Fig. 12 – Drive Wheel Electrical Group (000000–010999)

Ref.	Part No.	Serial Number	Description	Qty.
1	1072951	(000000–010999 )	Harness, Cable, Propel Motor [T17] (Replaced by 9015274)	1
2	1072952	(000000–010999 )	Harness, Ele, Propel Motor [T17] (Replaced by 9015274)	1
3	82831	(000000–010999 )	Sleeve, Nyl, 1.63id 35.0l	1
4	39349	(000000–010999 )	Washer, Flat, 0.31, Sae	3
5	32984	(000000–010999 )	Washer, Lock, Int, 0.31	3
6	69234	(000000–010999 )	Clamp, Cable, Stl, 1.00d X 0.75w, 1hole	1
7	15678	(000000–010999 )	Screw, Hex, M6 X 1.00 X 16, Ss	1
8	01684	(000000–010999 )	Washer, Flat, 0.27b 0.69d .05, Ss	1
9	1071085	(000000–010999 )	Clip, Tie, 0.25d, Plstc	1
10	763114	(000000–010999 )	Tie, Cable, 11.3l, 2.75d Max	1
11	386810	(000000–010999 )	Contactor, 36vdc, 100a, Sp, No	2
12	32483	(000000–010999 )	Washer, Flat, 0.25, Sae	2
13	41359	(000000–010999 )	Nut, Hex, Std, M6 X 1.00, 8	2
14	1207297	(000000–010999 )	Controller, Propel [Ac, 36v, 275a]	1
15	01683	(000000–010999 )	Washer, Flat, 10, Ss	4
16	24265	(000000–010999 )	Screw, Pan, Phl, M4 X 0.70 X 16, Ss	4
17	07515	(000000–010999 )	Washer, Lock, Int, 0.25, Ss	5
18	32483	(000000–010999 )	Washer, Flat, 0.25, Sae	5
19	06942	(000000–010999 )	Screw, Hex, M6 X 1.00 X 16, 8.8	5

Fig. 13 – Drive Wheel Electrical Group (011000– )

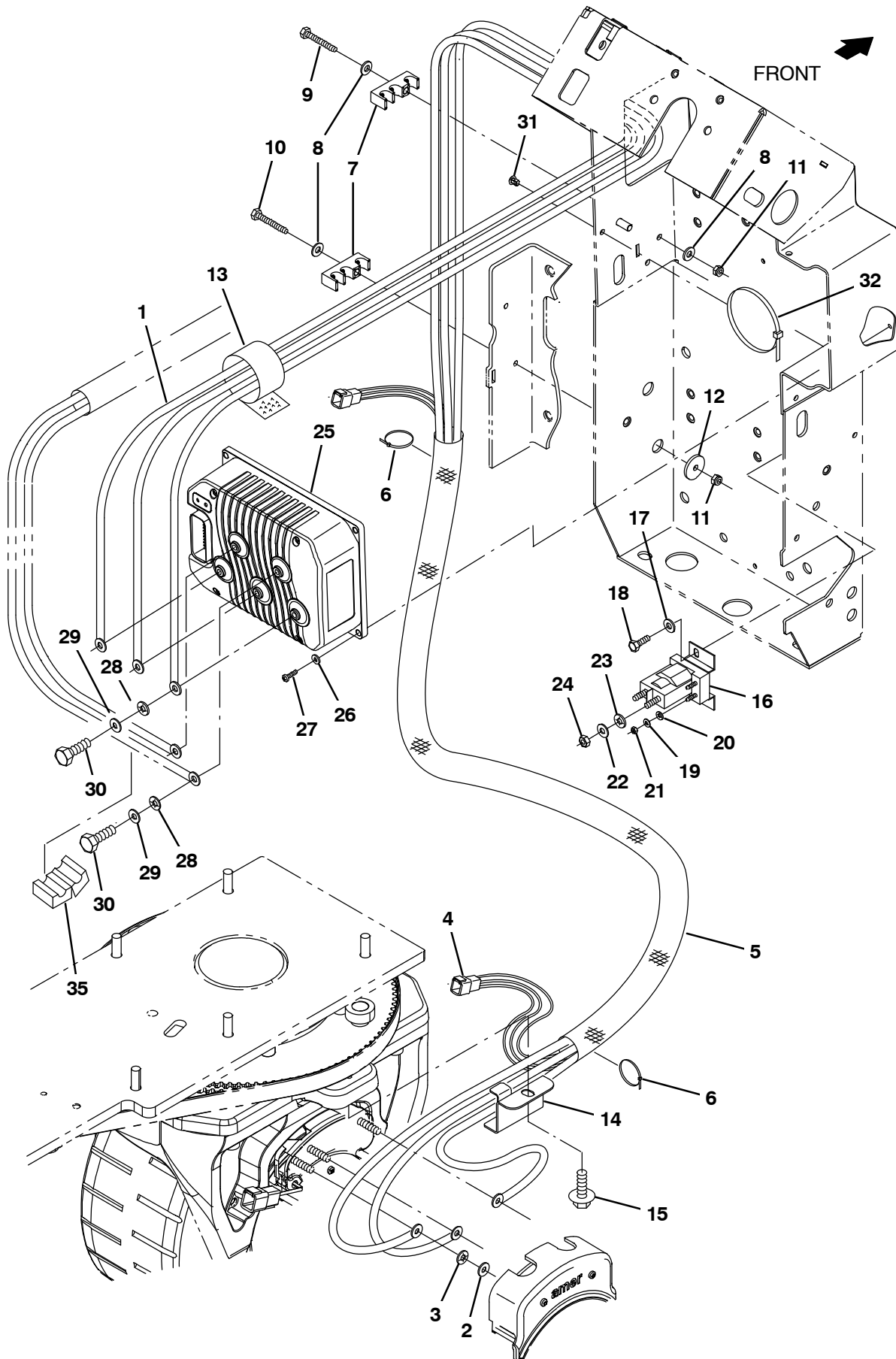


Fig. 13 – Drive Wheel Electrical Group (011000– )

Ref.	Part No.	Serial Number	Description	Qty.
1	1074570	(011000– )	Cable Assy, 02ga [T18/T17, Propel]	1
2	39349	(011000– )	Washer, Flat, 0.31, Sae	3
3	32984	(011000– )	Washer, Lock, Int, 0.31	3
4	1075150	(011000– )	Harness, Ele, Propel Motor [M17, T17]	1
5	13773	(011000– )	Sleeve, Nyl, 1.63id 20.0l	1
6	763114	(011000– )	Tie, Cable, 11.3l, 2.75d Max	2
7	1221794	(011000– )	Clamp, Sppt, Wire	4
8	32483	(011000– )	Washer, Flat, 0.25, Sae	5
9	06946	(011000– )	Screw, Hex, M6 X 1.00 X 35, 8.8	1
10	06948	(011000– )	Screw, Hex, M6 X 1.00 X 45, 8.8	1
11	08708	(011000– )	Nut, Hex, Lock, M6 X 1.00, NI	4
12	386063	(011000– )	Washer, Flat, 0.25b 1.12d .12, Ss	1
13	1209444	(011000– )	Fastener, 11.00l [Hook & Loop]	1
14	1217751	(011000– )	Clamp, Cable	1
15	1040467	(011000– )	Screw, Hex, M6 X 1.00 X 20, 9.8, Sems	1
16	386810	(011000– )	Contactor, 36vdc, 100a, Sp, No	1
17	32483	(011000– )	Washer, Flat, 0.25, Sae	2
18	06942	(011000– )	Screw, Hex, M6 X 1.00 X 16, 8.8	2
19	19324	(011000– )	Washer, Flat, 10, Sae	2
20	32980	(011000– )	Washer, Lock, Int, 10	2
21	01713	(011000– )	Nut, Hex, Std, 10–32,	2
22	39349	(011000– )	Washer, Flat, 0.31, Sae	2
23	32984	(011000– )	Washer, Lock, Int, 0.31	2
24	20170	(011000– )	Nut, Hex, Jam, .31–24	2
25	1225442	(011000– )	Controller, Propel [Ac, 36v, 275a]	1
26	19065	(011000– )	Washer, Flat, 0.19b 0.44d .05, Pl, 08	4
27	06927	(011000– )	Screw, Pan, Phl, M4 X 0.70 X 16, 4.8	4
28	07515	(011000– )	Washer, Lock, Int, 0.25, Ss	5
29	32483	(011000– )	Washer, Flat, 0.25, Sae	5
30	06942	(011000– )	Screw, Hex, M6 X 1.00 X 16, 8.8	5
31	1202868	(011000– )	Clip, Tie, 0.25d, Plstc	1
32	130773	(011000– )	Tie, Cable, Nyl, 11.0l, .14w, 3.0 Max. D	1
33	1039998	(011000– )	Inductor, 32.5mml [Ferrite 25–300mhz]	

**Fig. 14 – Rear Wheels and Brake Group**

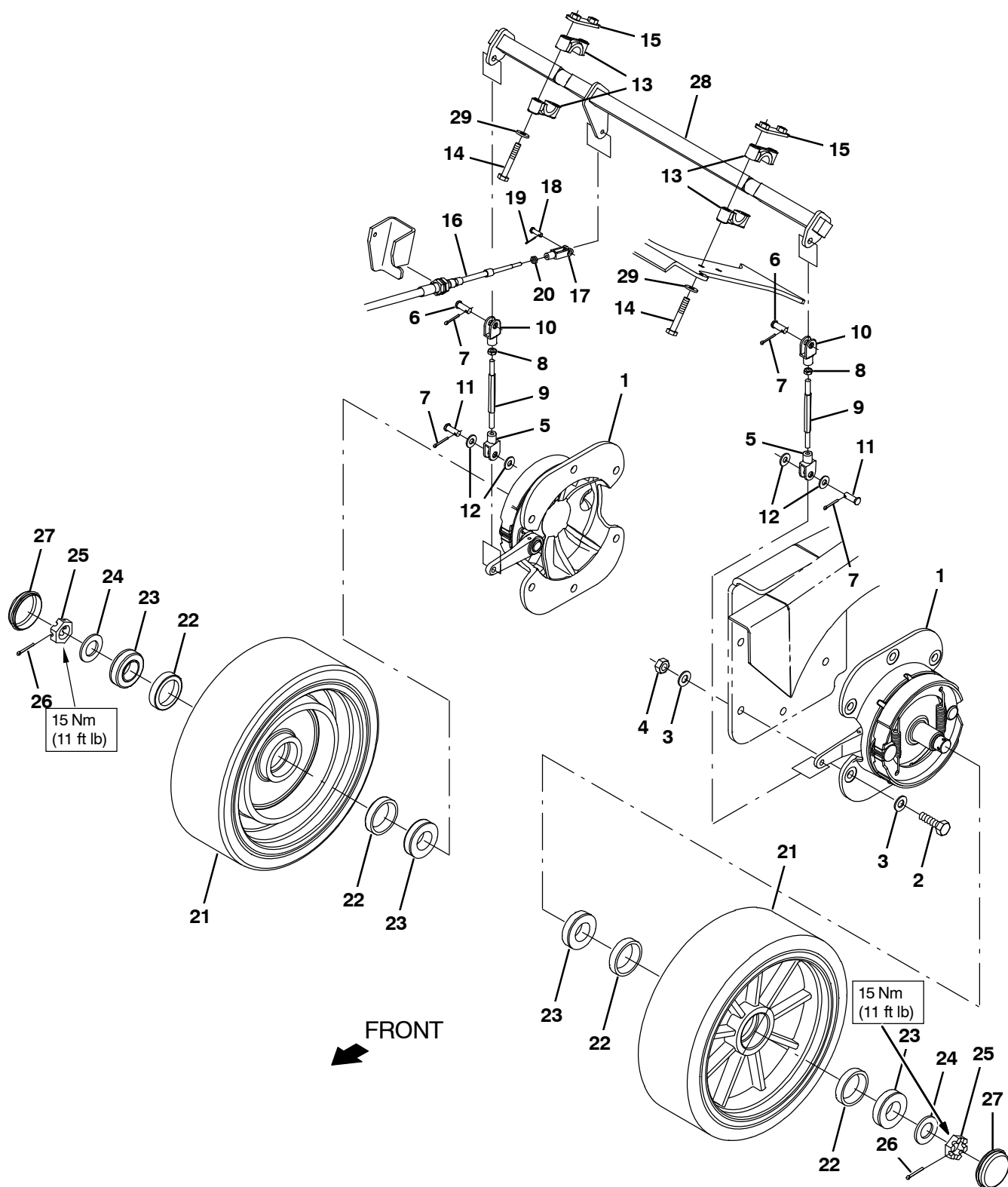


Fig. 14 – Rear Wheels and Brake Group

	Ref.	Part No.	Serial Number	Description	Qty.
▽	1	54577	(000000– )	Brake Assy, Drum, Mech, 07.9d [6600]	2
▲		66211	(000000– )	Shoe Set, Brake [1pick=1pkg]	1
▲▽		66213	(000000– )	Brake Kit, Repair	1
▲▲		70161	(000000– )	Shaft	1
▲		70158	(000000– )	Spring	2
	2	06969	(000000– )	Screw, Hex, M12 X 1.75 X 40, 8.8	12
	3	32486	(000000– )	Washer Flat, 0.50, Sae	24
	4	08711	(000000– )	Nut, Hex, Lock, M12 X 1.75, NI	12
▽		9020231	(000000– )	Brake Rod Kit, Afmkt [T17]	2
▲	5	1023676	(000000– )	Clevis, Adj, 0.38pin, 0.31–24, PI	2
▲	6	76653	(000000– )	Pin, Clevis, 0.37d X 1.00l	2
▲	7	08182	(000000– )	Pin, Cotter, .125 X 1.00	4
▲	8	20170	(000000– )	Nut, Hex, Jam, .31–24	2
▲	9	1207984	(000000– )	Rod, Hex, Thd .31–24, 2–Ended	2
▲	10	1023677	(000000– )	Clevis, Adj, 0.38pin, 0.31–24, Lh, PI	2
▲	11	630258	(000000– )	Pin, Clevis, 0.38D X 1.00L	2
▲	12	32491	(000000– )	Washer, flat, 0.31, Std	4
	13	381502	(000000– )	Bearing, Split, 1.00b	4
	14	39281	(000000– )	Screw, Hex, M8 X 1.25 X 90, 8.8	4
	15	1208106	(000000– )	Plate Wldt, Bearing Clamp	2
	16	1207436	(000000– )	Cable, Push / Pull, 052.6L .25–28/.25–28	1
	17	14595	(000000– )	Clevis, Adj, 0.25pin, 0.25–28 Rh, PI	1
	18	605070	(000000– )	Pin, Clevis, 0.25d X 0.79l	1
	19	08178	(000000– )	Pin, Cotter, .062 X 0.75	1
	20	32899	(000000– )	Nut, Hex, Jam, .25–28	1
▽		9020263	(000000– )	Tire Assy, Rear, Std (1) [T17]	2
▲	21	1212112	(000000– )	Tire, Solid, 15.0 X 5.0, Poly, Std	1
▲▽		9020265	(000000– )	Wheel Bearing Kit, Rear, Afmkt [T17]	1
▲▲	22	51338	(000000– )	Bearing, Cup, 2.56d 0.55w	2
▲▲	23	51339	(000000– )	Bearing, Cone, 1.38b 0.71w	2
▲▲	24	32969	(000000– )	Washer, Flat, 1.00, Sae	1
▲▲	25	14242	(000000– )	Nut, Hex, Sltd, 1.00–20	1
▲▲	26	08202	(000000– )	Pin, Cotter, .125 X 1.75	1
▲▲	27	54390	(000000– )	Cap, Hub, Dust, 2.57d 0.77l	1
▽		9020264	(000000– )	Tire Assy, Rear, High Traction (1) [T17] (Option)	2
▲	21	1242235	(000000– )	Tire, Solid, 15.0 X 5.0 [Hi–Traction]	1
▲▽		9020265	(000000– )	Wheel Bearing Kit, Rear, Afmkt [T17]	1
▲▲	22	51338	(000000– )	Bearing, Cup, 2.56d 0.55w	2
▲▲	23	51339	(000000– )	Bearing, Cone, 1.38b 0.71w	2
▲▲	24	32969	(000000– )	Washer, Flat, 1.00, Sae	1
▲▲	25	14242	(000000– )	Nut, Hex, Sltd, 1.00–20	1
▲▲	26	08202	(000000– )	Pin, Cotter, .125 X 1.75	1
▲▲	27	54390	(000000– )	Cap, Hub, Dust, 2.57d 0.77l	1
	28	1207184	(000000– )	Shaft Wldt, Brake	1
	29	39349	(000000– )	Washer, Flat, 0.31, Sae	4

Fig. 15 – Scrub Head Lift Group

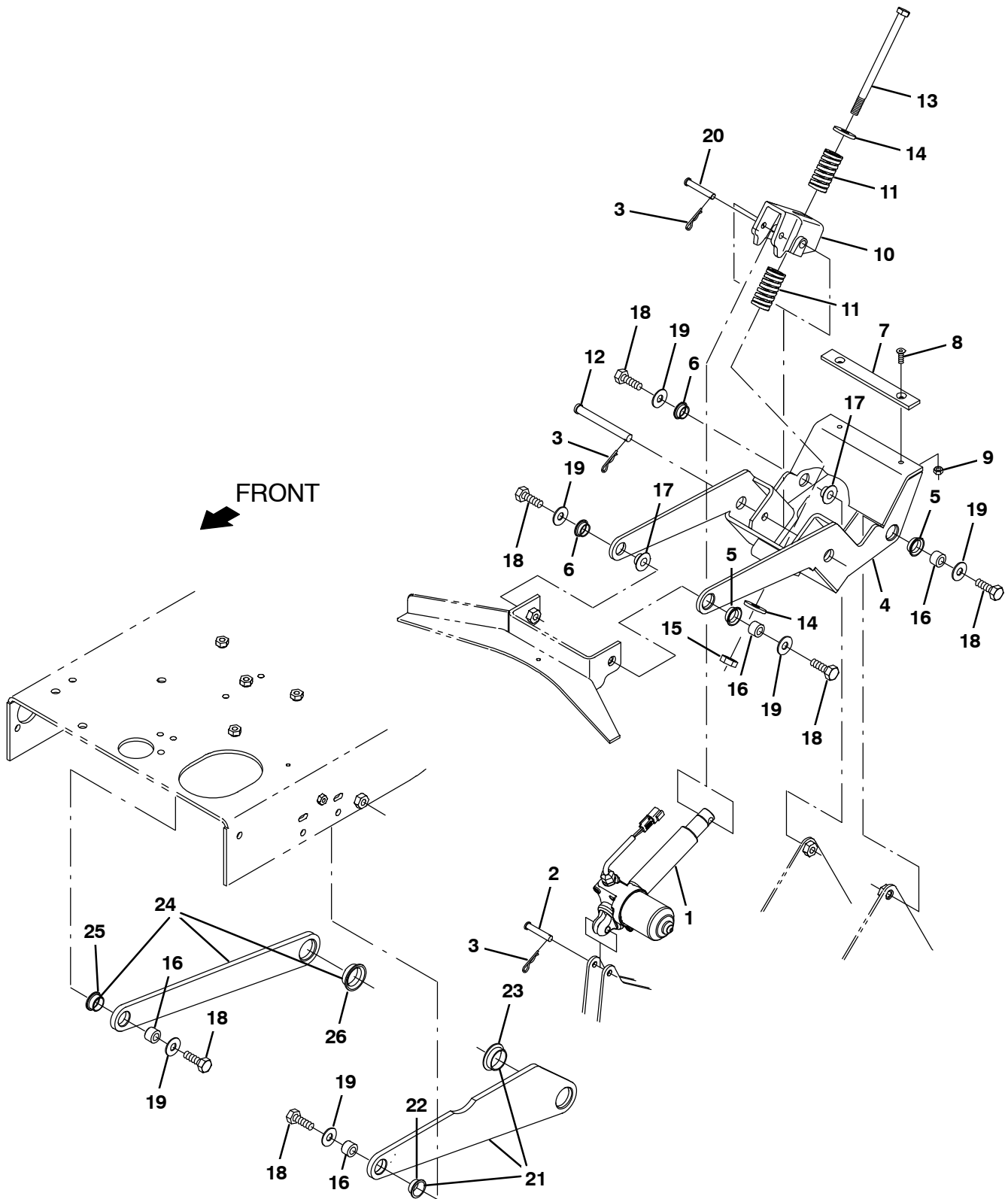


Fig. 15 – Scrub Head Lift Group

	Ref.	Part No.	Serial Number	Description	Qty.
	1	1206470	(000000–	) Actuator, 36vdc, 5.00strk, 1100lb	1
	2	29584	(000000–	) Pin, Clevis, 0.37d X 2.00l	1
	3	44906	(000000–	) Pin, Cotter, Hair, 0.38d .093 Wir	3
▽		9020250	(000000–	) Link Assy, Lift, Head, Afmkt [T17]	1
▲	4	1204713	(000000–	) Arm Wldt, Lift	1
▲	5	1037827	(000000–	) Bushing, Flng, 0.88b 1.0d 0.37l	2
▲	6	04928	(000000–	) Bushing, Flng, 0.50b 0.59d 0.38l	2
▲	7	1205133	(000000–	) Pad, Stop, Rbr	1
▲	8	16879	(000000–	) Screw, Flt, Soc, M6 X 1.00 X 20, 10.9	2
▲	9	08712	(000000–	) Nut, Hex, Lock, M6 X 1.00, NI, Ss	2
	10	1209769	(000000–	) Bellcrank, Spring, Machined	1
	11	1208208	(000000–	) Spring, Cmpr, 1.25od Flat Wir 02.5l	2
	12	59668	(000000–	) Pin, Clevis, 0.50d X 4.50l	1
	13	1212623	(000000–	) Screw, Hex, M12 X 1.75 X 180, 8.8	1
	14	35843	(000000–	) Washer, Flat, 0.53b 1.50d .19, Stl	2
	15	09741	(000000–	) Nut, Hex, Lock, M12 X 1.75, NI, Ss	1
	16	1210262	(000000–	) Sleeve, P/M, 0.50b 0.87d 0.6l [430ss]	4
	17	1210177	(000000–	) Sleeve, P/M, Flng, 0.50b 1.25/0.75d 0.4l	2
	18	06969	(000000–	) Screw, Hex, M12 X 1.75 X 40, 8.8	6
	19	1210179	(000000–	) Washer, Flat, 0.50b 1.25d 0.8, Stl, Pl	6
	20	222260	(000000–	) Pin, Clevis, 0.37d X 2.25l	1
▽	21	9020251	(000000–	) Plate Assy, Side, Head, Afmkt [T17]	1
▲	22	1210630	(000000–	) Bushing, Flng, 0.88b 1.0d 0.50l	1
▲	23	1210624	(000000–	) Bushing, Flng, 1.25b 1.41d 0.50l	1
▽	24	9020253	(000000–	) Plate Assy, Side, Head, Afmkt [T17]	1
▲	25	1210630	(000000–	) Bushing, Flng, 0.88b 1.0d 0.50l	1
▲	26	1210624	(000000–	) Bushing, Flng, 1.25b 1.41d 0.50l	1

Fig. 16 – Scrub Head and Drive Motor Group, Disk

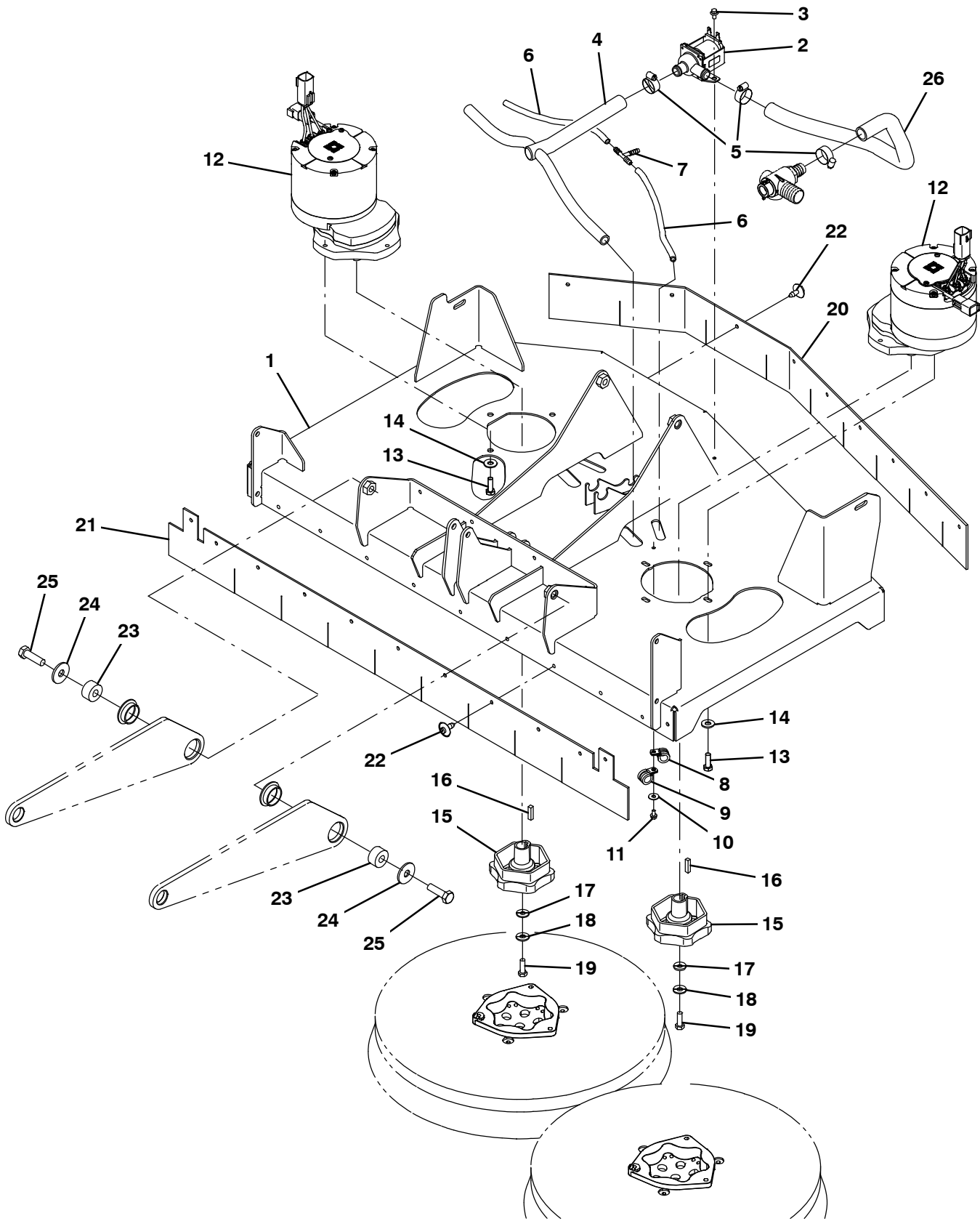




Fig. 16 – Scrub Head and Drive Motor Group, Disk

Ref.	Part No.	Serial Number	Description	Qty.	
1	1213200	(000000–010999 )	Head Wldt, Disk	1	
1	1222545	(011000– )	Head Wldt, Disk	1	
2	9016496	(000000–011669 )	Valve Kit, Replacement 36V Hi Flow	1	
2	1075238	(011670– )	Walve, Water, Solenoid – 36V	1	
3	222158	(000000– )	Screw, Hex, M6 X 1.00 X 10, Fmg	2	
4	1205131	(000000– )	Manifold, Soltn	1	
5	63810	(000000– )	Clamp, Hose, Wormdrive, 0.56–1.06d, .56w	3	
6	1011409	(000000– )	Hose, Afmkt, Pvc, Brd, 0.25id, 01ft	2	
7	150713	(000000– )	Fitting, Plstc, Tee, Bm04/Bm04/Bm04	1	
8	1016354	(000000– )	Clamp, Cable, Ss, 0.50d X 0.50w [Insul]	2	
9	07471	(000000– )	Clamp, Cable, Stl, 0.75d X 0.75w, 1hole	2	
10	01684	(000000– )	Washer, Flat, 0.27b 0.69d .05, Ss	2	
11	222158	(000000– )	Screw, Hex, M6 X 1.00 X 10, Fmg	2	
▽	9020238	(000000– )	Motor Assy, Disk, Afmkt [T17]	2	
▲	12	1204356	(000000– )	Motor, Ele, 36vdc, 350 Rpm 1.5hp Gear	1
▲	13	09010	(000000– )	Screw, Hex, M8 X 1.25 X 25, Ss	4
▲	14	01685	(000000– )	Washer, Flat, 0.38b 0.88d .08, Ss	4
▲	15	377364	(000000– )	Hub, Drive, Brush, Disk, 0.75b [6t]	1
▲	16	00928	(000000– )	Key, Sq, 0.25 X 0.25, 1.00l	1
▲	17	41186	(000000– )	Washer, Flat, Belleville, .31	1
▲	18	01686	(000000– )	Washer, Flat, 0.44b 1.00d .08, Ss	1
▲	19	09010	(000000– )	Screw, Hex, M8 X 1.25 X 25, Ss	1
▽	9020242	(000000– )	Skirt Kit, Disk, Afmkt [T17]	1	
▲	20	1204458	(000000– )	Skirt, Rbr, Rear	1
▲	21	1204460	(000000– )	Skirt, Rbr, Front	1
▲	22	72968	(000000– )	Rivet, Plstc, .250d X 0.90	20
	23	1210660	(000000– )	Pivot, Lift	2
	24	1210667	(000000– )	Washer, Flat, 0.5b 1.5d .12, Stl, Pl	2
	25	06969	(000000– )	Screw, Hex, M12 X 1.75 X 40, 8.8	2
	26	1045041	(000000– )	Hose, Afmkt, Pvc, Wir, 0.75 Id, 03Ft, Clr	1

Fig. 17 – Scrub Head Frame Group, Cylindrical

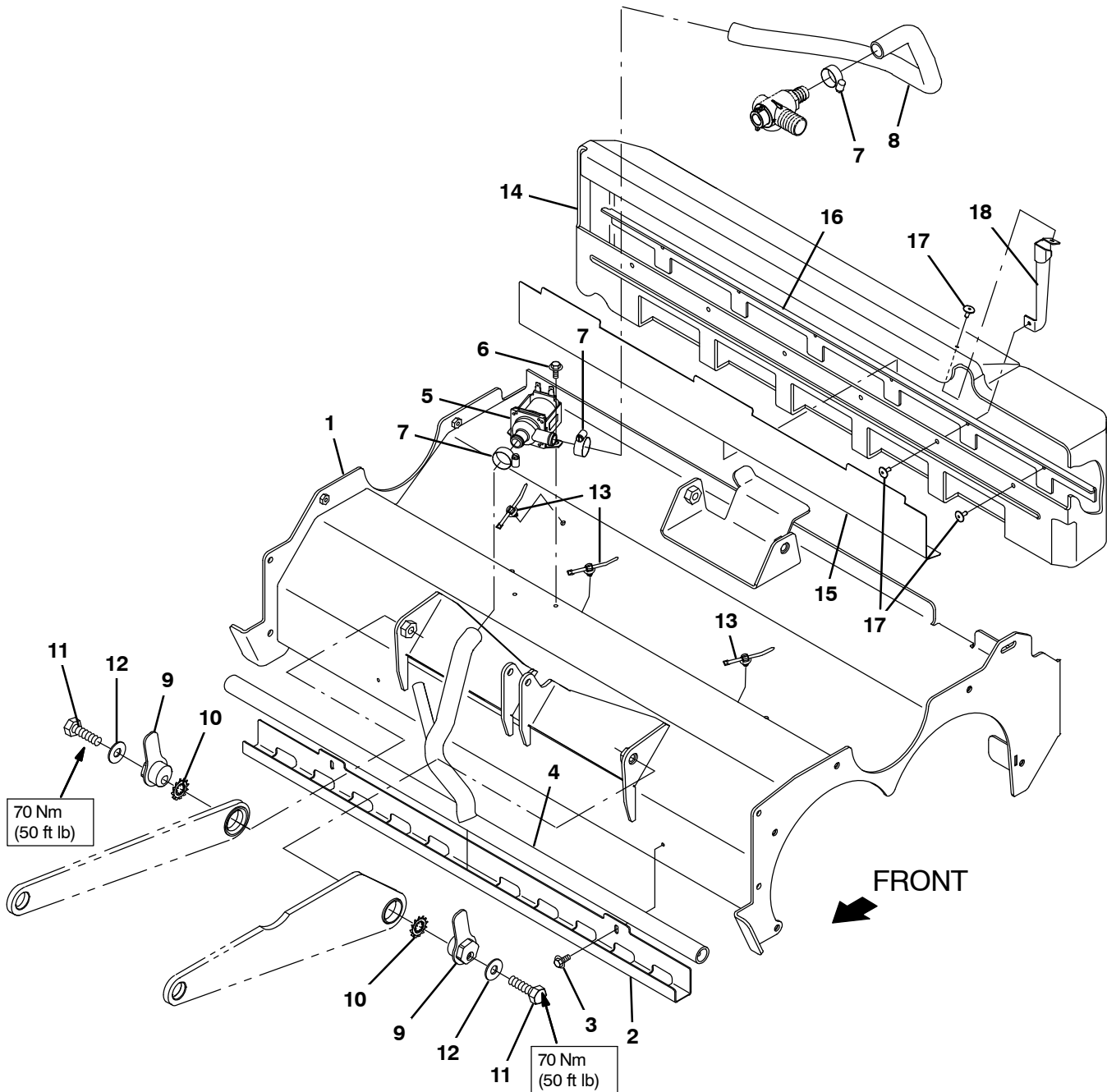


Fig. 17 – Scrub Head Frame Group, Cylindrical

Ref.	Part No.	Serial Number	Description	Qty.
1	1213161	(000000–	) Housing Wldt, Scb, Cyl	1
2	1205011	(000000–	) Clamp Bracket, Distribution	1
3	223198	(000000–	) Screw, Hex, M5 X 0.80 X 10, Fmg	2
4	1205010	(000000–	) Manifold, Bar, Spray	1
5	9016496	(000000–011669	) Valve Kit, Replacement 36V Hi Flow	1
5	1075238	(011670–	) Valve, Water, Solenoid – 36V	1
6	74455	(000000–	) Screw, Hex, M6 X 1.00 X 12, Fmg	2
7	63810	(000000–	) Clamp, Hose, Wormdrive, 0.56–1.06d, .56w	3
8	1045041	(000000–	) Hose, Afmkt, Pvc, Wir, 0.75id, 03ft, Clr	1
9	1210618	(000000–	) Pivot Wldt	2
10	41143	(000000–	) Washer, Lock, Int–Ext, 0.50	2
11	06971	(000000–	) Screw, Hex, M12 X 1.75 X 50, 8.8	2
12	1210179	(000000–	) Washer, Flat, 0.50b 1.25d 0.8, Stl, Pl	2
13	1210807	(000000–	) Wire, Tie [W/.25" Fir Tree Clip]	3
▽	9020215	(000000–	) Tray Kit, Debris, Cyl, Afmkt [T17]	1
▲	14 1207108	(000000–	) Hopper, Debris, Trimmed	1
▲	15 1207126	(000000–	) Angle, Stl, Perforated .03	1
▲	16 1207127	(000000–	) Lip, Tray, Debris	1
▲	17 68567	(000000–	) Rivet, Blind, .188d X 0.53 X .62d, Alm	7
▲	18 1227455	(000000–	) Bracket, Sppt, Debris Tray [T17/M17]	1

Fig. 18 – Scrub Head Drive Motors Group, Cylindrical

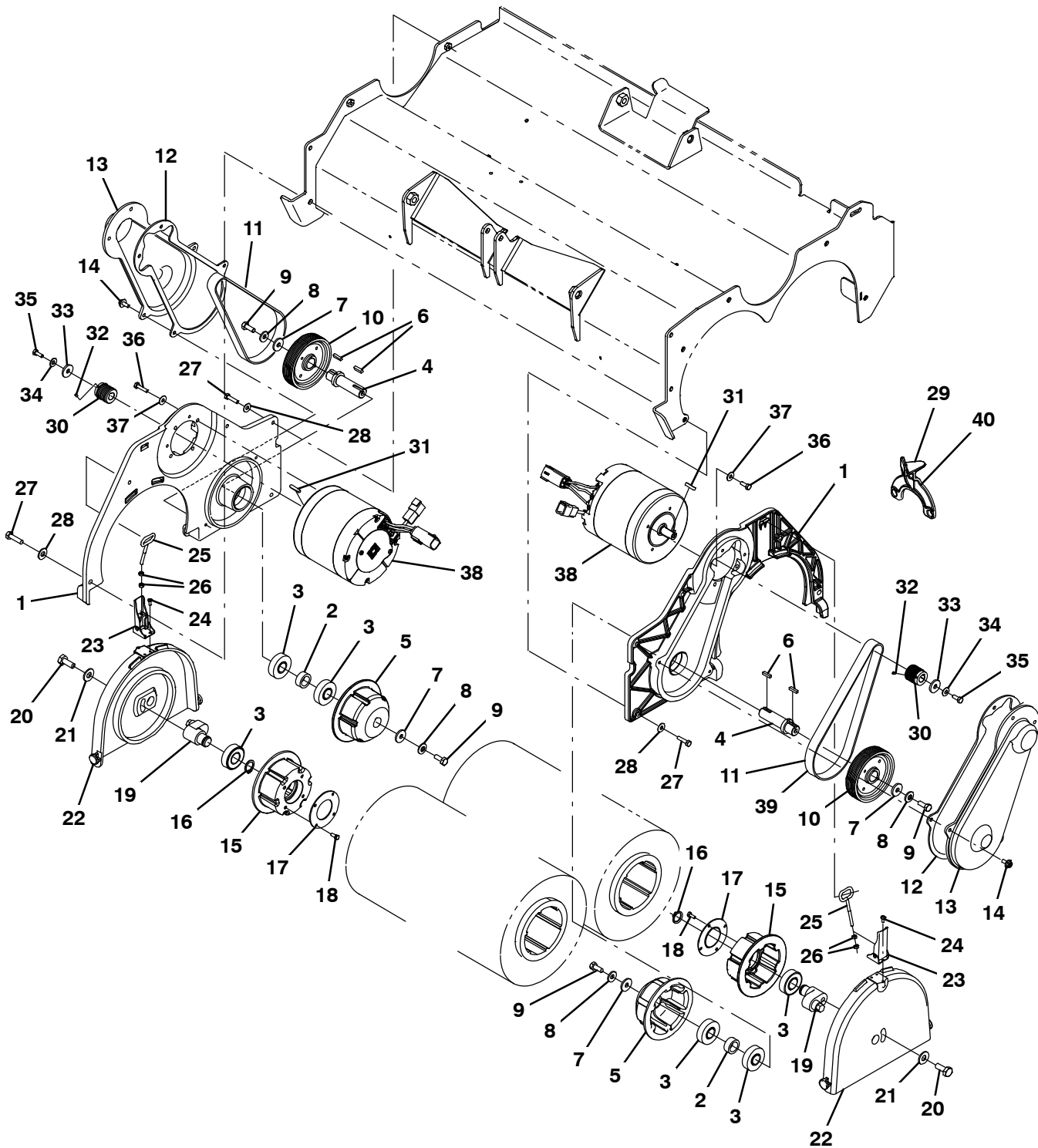


Fig. 18 – Scrub Head Drive Motors Group, Cylindrical

Ref.	Part No.	Serial Number	Description	Qty.
▽		9020235	(000000– ) Panel Assy, Cyl, Afmkt [T17]	2
▲	1	1204637	(000000– ) Plate, Side, Wrap	1
▲	2	1204634	(000000– ) Spacer, Brg	1
▲	3	46390	(000000– ) Bearing, Ball, 0.79b 1.85d 0.55w	3
▲	4	1204643	(000000– ) Shaft, Drive, Brush	1
▲	5	1204881	(000000– ) Plug, Drive, Brush	1
▲	6	00911	(000000– ) Key, Sq, 0.19 X 0.19, 0.75l	2
▲	7	1017218	(000000– ) Washer, Flat, 0.32b 1.00d .12, Ss	2
▲	8	41186	(000000– ) Washer, Flat, Belleville, .31	2
▲	9	12273	(000000– ) Screw, Hex, M8 X 1.25 X 20, NI, Ss	2
▲	10	1204639	(000000– ) Sheave, 09grv, 4.13pd 0.75b [Pj]	1
▲	11	1204640	(000000– ) Belt Kit, Drive	1
▲▽		9020245	(000000– ) Cover Kit, Belt, Cyl, Afmkt [T7] (2 Kits Required)	1
▲▲	12	1204880	(000000– ) Gasket, Belt, Cover	1
▲▲	13	1204642	(000000– ) Cover, Belt	1
▲▲	14	1034731	(000000– ) Screw, Hex, M6 X 1.00 X 16, Ss, Sems	4
▲▽		9020240	(000000– ) Door Assy, Idler, Cyl, Afmkt [T17] (2 Kits Required)	2
▲▲	15	1204790	(000000– ) Plug, Idler, Brush	1
▲▲	16	26428	(000000– ) Ring, Retaining, Ext, 0.75d, Hd	1
▲▲	17	1056838	(000000– ) Retainer, Brg, Iron Gray	1
▲▲	18	09738	(000000– ) Screw, Hex, M5 X 0.80 X 12, Ss	4
▲▲	19	1204791	(000000– ) Cam, Adj, Brush	1
▲▲	20	09028	(000000– ) Screw, Hex, M10 X 1.50 X 25, Ss	1
▲▲	21	01686	(000000– ) Washer, Flat, 0.44b 1.00d .08, Ss	1
▲▲	22	1204441	(000000– ) Cover, Plug, Idler	1
▲▲	23	386257	(000000– ) Latch	1
▲▲	24	49697	(000000– ) Screw, Pan, Phl, M4 X 0.70 X 10, Ss	3
▲▲	25	386274	(000000– ) Hook Wldt, Latch	1
▲▲	26	50335	(000000– ) Nut, Hex, Std, M5 X 0.80, 8	2
▲	27	09007	(000000– ) Screw, Hex, M6 X 1.00 X 25, Ss	5
▲	28	01684	(000000– ) Washer, Flat, 0.27b 0.69d .05, Ss	5
▲	29	1212849	(000000– ) Tool, Installation, Belt	1
▽		9020239	(000000– ) Motor Assy, Cyl, Afmkt [T17]	2
▲	30	1204638	(000000– ) Sheave, 09grv, 1.18pd 0.55b [Pj]	1
▲	31	1014328	(000000– ) Key, Sq, 05mm X 05mm, 25mml	1
▲	32	222818	(000000– ) Screw, Set, Soc, 08–32 X 0.25, NI	1
▲	33	1017218	(000000– ) Washer, Flat, 0.32b 1.00d .12, Ss	1
▲	34	41185	(000000– ) Washer, Flat, Belleville, .25	1
▲	35	06944	(000000– ) Screw, Hex, M6 X 1.00 X 16	1
▲	36	15678	(000000– ) Screw, Hex, M6 X 1.00 X 16, Ss	4
▲	37	01684	(000000– ) Washer, Flat, 0.27b 0.69d .05, Ss	4
▲	38	1204357	(000000– ) Motor, Ele, 36vdc, 1750 Rpm 1.5hp	1
▽		9020237	(000000– ) Belt, Kit, Cyl, Afmkt [T17]	2
▲	39	1204640	(000000– ) Belt, Drive	1
▲	40	1212849	(000000– ) Tool, Installation, Belt	1

Fig. 19 – Scrub Head Side Squeegee Group, Right Hand

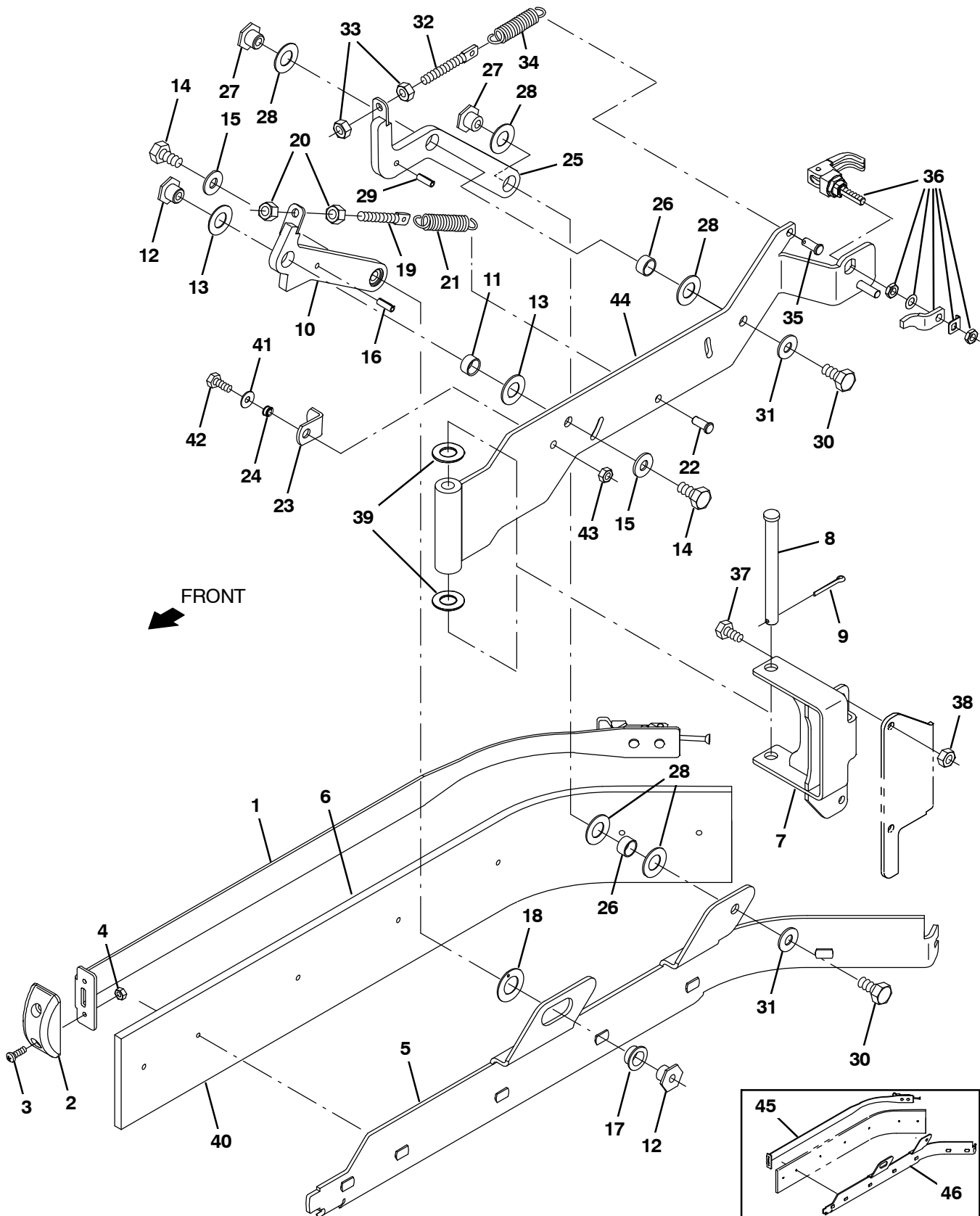


Fig. 19 – Scrub Head Side Squeegee Group, Right Hand

Ref.	Part No.	Serial Number	Description	Qty.
▽		9013756	(010468– ) Squeegee Kit, Side, Rh	1
▲	1	1216949	(010468– ) Retainer Assy, Side Sqge, With Latch	1
▲	2	1211884	(010468– ) Guide, Sqge, Side	1
▲	3	1045487	(010468– ) Screw, Pan, Phl, M5 X 0.80 X 16, Blk	2
▲	4	09739	(010468– ) Nut, Hex, Lock, M5 X 0.80, NI, Ss	2
▲	5	1216950	(010468– ) Holder Wldt, blade, Rh	1
▲	6	1213211	(000000– ) Blade, Sqge, Side, Linatex	1
	7	1213093	(000000– ) Bracket Wldt, Pivot, Sqge	1
	8	51538	(000000– ) Pin, Clevis, 0.50d X 5.00l	1
	9	08236	(000000– ) Pin, Cotter, .156 X 1.25	1
▽		9020243	(000000– ) Arm Kit, Sqge, Front, Rh, Afmkt	1
▲	10	1213061	(000000– ) Arm Wldt, Front, Rh	1
▲	11	71607	(000000– ) Bushing, Sleeve, 0.63b 0.72d 0.38l	1
▲	12	1022846	(000000– ) Nut, T, M10 X 1.50 X 15.80od X 13.0l	2
▲	13	64425	(000000– ) Washer, Thrust, 0.61b 1.25d .06, Fgl	2
▲	14	09291	(000000– ) Screw, Hex, M10 X 1.50 X 20, Ss	2
▲	15	01686	(000000– ) Washer, Flat, 0.44b 1.00d .08, Ss	2
▲	16	17404	(000000– ) Pin, Roll, .250d X 0.75l, .250/.256	1
▲	17	25735	(000000– ) Bushing, Flng, 0.63b 0.75d 0.38l	1
▲	18	04846	(000000– ) Washer, Thrust, 0.79b 1.42d 0.06[Garlok]	1
▲	19	386088	(000000– ) Bolt, Eye, M8 X 1.25 X 070mm, 05.50 Eye	1
▲	20	07786	(000000– ) Nut, Hex, Std, M8 X 1.25, Ss	2
▲	21	363469	(000000– ) Spring, Extn, 0.75od 0.10wir 03.0l	1
▲	22	10120	(000000– ) Clevis, 0.31d X 0.75l	1
	23	386391	(000000– ) Bracket, Latch, Dbl Scb, Sqge, Side	1
	24	80491	(000000– ) Sleeve, P/M, 0.25b 0.38d 0.2l [430ss]	1
▽		9020244	(000000– ) Arm Kit, Sqge, Rear, Rh, Afmkt	1
▲	25	1213060	(000000– ) Arm Wldt, Rear, Rh	1
▲	26	71607	(000000– ) Bushing, Sleeve, 0.63b 0.72d 0.38l	2
▲	27	1022846	(000000– ) Nut, T, M10 X 1.50 X 15.80od X 13.0l	2
▲	28	64425	(000000– ) Washer, Thrust, 0.61b 1.25d .06, Fgl	5
▲	29	17404	(000000– ) Pin, Roll, .250d X 0.75l, .250/.256	1
▲	30	09291	(000000– ) Screw, Hex, M10 X 1.50 X 20, Ss	2
▲	31	01686	(000000– ) Washer, Flat, 0.44b 1.00d .08, Ss	2
▲	32	386088	(000000– ) Bolt, Eye, M8 X 1.25 X 070mm, 05.50 Eye	1
▲	33	07786	(000000– ) Nut, Hex, Std, M8 X 1.25, Ss	2
▲	34	363469	(000000– ) Spring, Extn, 0.75od 0.10wir 03.0l	1
▲	35	10120	(000000– ) Clevis, 0.31d X 0.75l	1
	36	1065134	(000000– ) Latch, Cmpr, Yel Grip	1
	37	16735	(000000– ) Screw, Hex, M8 X 1.25 X 16, 8.8	2
	38	08713	(000000– ) Nut, Hex, Lock, M8 X 1.25, NI, Ss	2
	39	64425	(000000– ) Washer, Thrust, 0.61b 1.25d .06, Fgl	2
	40	1213266	(000000– ) Blade, Sqge, Side, Urethane (Option)	1
	40	1213267	(000000– ) Blade, Sqge, Side, Rubber (Option)	1
	41	01684	(000000– ) Washer, Flat, 0.27b 0.69d .05, Ss	1
	42	15678	(000000– ) Screw, Hex, M6 X 1.00 X 16, Ss	1
	43	08712	(000000– ) Nut, Hex, Lock, M6 X 1.00, NI, Ss	1
	44	1213007	(000000– ) Arm Wldt, Rh	1
	45	1210430	(000000–010467 ) Retainer Wldt, Side Sqge, With Latch (Repl by 9013756)	1
	46	1213229	(000000–010467 ) Holder Wldt, Blade, Rh (Repl by 9013756)	1

Fig. 20 – Scrub Head Side Squeegee Group, Left Hand

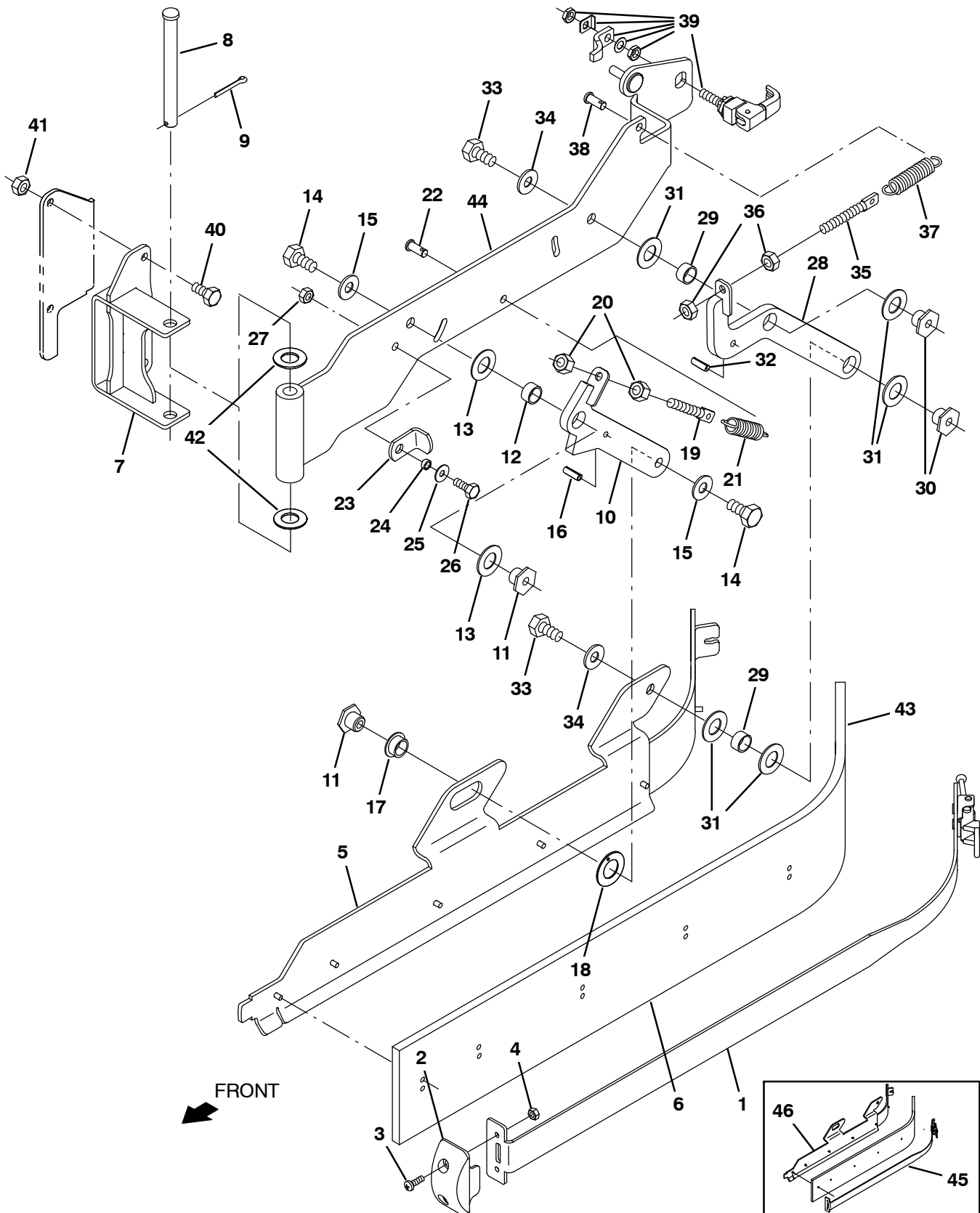




Fig. 20 – Scrub Head Side Squeegee Group, Left Hand

Ref.	Part No.	Serial Number	Description	Qty.
▽		9013757	(010468– ) Squeegee Kit, Side, Lh	1
▲	1	1216949	(010468– ) Retainer Assy, Side Sqge, With Latch	1
▲	2	1211884	(010468– ) Guide, Sqge, Side	1
▲	3	1045487	(010468– ) Screw, Pan, Phl, M5 X 0.80 X 16, Blk	2
▲	4	09739	(010468– ) Nut, Hex, Lock, M5 X 0.80, NI, Ss	2
▲	5	1216951	(010468– ) Holder Wldt, Blade, Lh	1
▲	6	1213211	(000000– ) Blade, Sqge, Side, Linatex	1
	7	1213093	(000000– ) Bracket Wldt, Pivot, Sqge	1
	8	51538	(000000– ) Pin, Clevis, 0.50d X 5.00l	1
	9	08236	(000000– ) Pin, Cotter, .156 X 1.25	1
▽		9013046	(000000– ) Arm Kit, Sqge, Front, Lh, Afmkt	1
▲	10	1213244	(000000– ) Arm Wldt, Front, Lh	2
▲	11	1022846	(000000– ) Nut, T, M10 X 1.50 X 15.80od X 13.0l	1
▲	12	71607	(000000– ) Bushing, Sleeve, 0.63b 0.72d 0.38l	1
▲	13	64425	(000000– ) Washer, Thrust, 0.61b 1.25d .06, Fgl	2
▲	14	09291	(000000– ) Screw, Hex, M10 X 1.50 X 20, Ss	2
▲	15	01686	(000000– ) Washer, Flat, 0.44b 1.00d .08, Ss	2
▲	16	17404	(000000– ) Pin, Roll, .250d X 0.75l, .250/.256	1
▲	17	25735	(000000– ) Bushing, Flng, 0.63b 0.75d 0.38l	1
▲	18	04846	(000000– ) Washer, Thrust, 0.79b 1.42d 0.06[Garlok]	1
▲	19	386088	(000000– ) Bolt, Eye, M8 X 1.25 X 070mm, 05.50 Eye	1
▲	20	07786	(000000– ) Nut, Hex, Std, M8 X 1.25, Ss	2
▲	21	363469	(000000– ) Spring, Extn, 0.75od 0.10wir 03.0l	1
▲	22	10120	(000000– ) Clevis, 0.31d X 0.75l	1
	23	386391	(000000– ) Bracket, Latch, Dbl Scb, Sqge, Side	1
	24	80491	(000000– ) Sleeve, P/M, 0.25b 0.38d 0.2l [430ss]	1
	25	01684	(000000– ) Washer, Flat, 0.27b 0.69d .05, Ss	1
	26	15678	(000000– ) Screw, Hex, M6 X 1.00 X 16, Ss	1
	27	08712	(000000– ) Nut, Hex, Lock, M6 X 1.00, NI, Ss	1
▽		9013047	(000000– ) Arm Kit, Sqge, Rear, Lh, Afmkt	1
▲	28	1213243	(000000– ) Arm Wldt, Rear, Lh	1
▲	29	71607	(000000– ) Bushing, Sleeve, 0.63b 0.72d 0.38l	2
▲	30	1022846	(000000– ) Nut, T, M10 X 1.50 X 15.80od X 13.0l	2
▲	31	64425	(000000– ) Washer, Thrust, 0.61b 1.25d .06, Fgl	5
▲	32	17404	(000000– ) Pin, Roll, .250d X 0.75l, .250/.256	1
▲	33	09291	(000000– ) Screw, Hex, M10 X 1.50 X 20, Ss	2
▲	34	01686	(000000– ) Washer, Flat, 0.44b 1.00d .08, Ss	2
▲	35	386088	(000000– ) Bolt, Eye, M8 X 1.25 X 070mm, 05.50 Eye	1
▲	36	07786	(000000– ) Nut, Hex, Std, M8 X 1.25, Ss	2
▲	37	363469	(000000– ) Spring, Extn, 0.75od 0.10wir 03.0l	1
▲	38	10120	(000000– ) Clevis, 0.31d X 0.75l	1
	39	1065134	(000000– ) Latch, Cmpr, Yel Grip	1
	40	16735	(000000– ) Screw, Hex, M8 X 1.25 X 16, 8.8	2
	41	08713	(000000– ) Nut, Hex, Lock, M8 X 1.25, NI, Ss	2
	42	64425	(000000– ) Washer, Thrust, 0.61b 1.25d .06, Fgl	2
	43	1213266	(000000– ) Blade, Sqge, Side, Urethane (Option)	1
	43	1213267	(000000– ) Blade, Sqge, Side, Rubber (Option)	1
	44	1213228	(000000– ) Arm Wldt, Lh	1
	45	1210430	(000000–010467 ) Retainer Wldt, Side Sqge, With Latch (Repl by 9013757)	1
	46	1213234	(000000–010467 ) Holder Wldt, Blade, Lh (Repl by 9013757)	1

Fig. 21 – Solution Tank Group

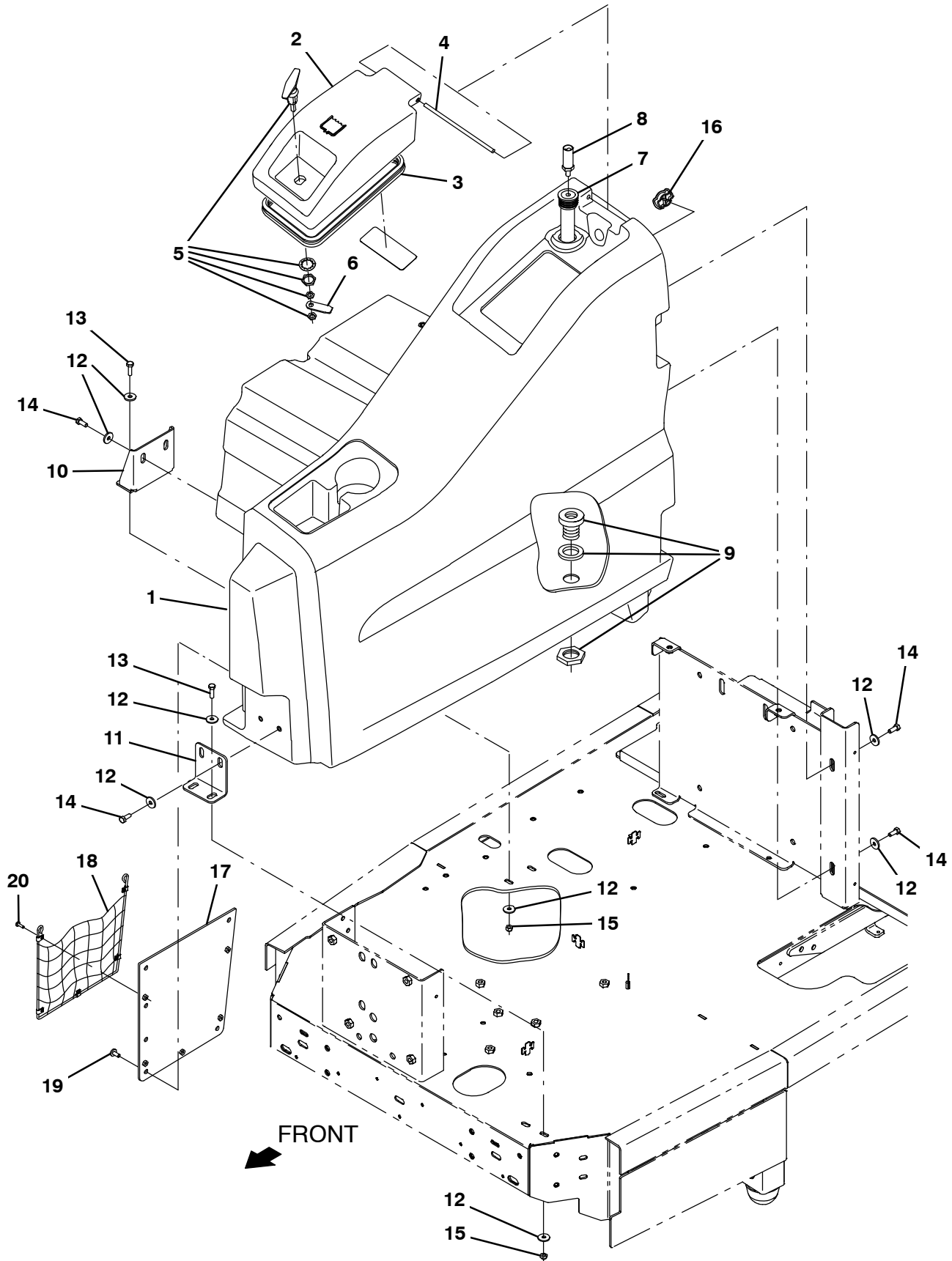


Fig. 21 – Solution Tank Group

Ref.	Part No.	Serial Number	Description	Qty.
1	9020210	(000000–	) Tank, Soltn, Afmkt [T17]	1
2	9020241	(000000–	) Cover Assy, Tank, Sol, Afmkt [T17]	1
2	9020284	(000000–	) Cover Assy, Tank, Sol, Tj Afmkt [T17] (Japan Only)	1
3	1066431	(000000–	) Seal, Afmkt, Bulb, Dual, 03ft [F/.30gap]	1
4	1060673	(000000–	) Bar, Rnd, Plastic, 0.31D 08.5L	1
5	386324	(000000–	) Handle	1
6	1206948	(000000–	) Bracket, Pawl, Handle	1
7	1212298	(000000–	) Tube Assy, 34.2l	1
8	1062651	(000000–	) Sensor, Press, 3 Psi, 8–30vdc	1
9	377349	(000000–	) Fitting, Plstc, Pf12/Pf12, Bh	1
10	1204114	(000000–010999	) Bracket, Mtg, Tank, Soltn, Rh	1
10	1218383	(011000–	) Bracket, Mtg, Tank, Soltn, Rh	1
11	1206060	(000000–	) Bracket, Mtg, Tank, Soltn, Front	1
12	1017218	(000000–	) Washer, Flat, 0.32b 1.00d .12, Ss	14
13	09010	(000000–	) Screw, Hex, M8 X 1.25 X 25, Ss	4
14	12273	(000000–	) Screw, Hex, M8 X 1.25 X 20, NI, Ss	6
15	08713	(000000–	) Nut, Hex, Lock, M8 X 1.25, NI, Ss	4
16	390994	(000000–	) Plug, Hole, Soltn Tank, Blk Pyu	1
17	1207229	(000000–	) Plate Wldt, Mesh	1
18	1207272	(000000–	) Mesh Assy, Cloth [T17]	1
19	1069311	(000000–	) Screw, Pan, Phl, M8 X 1.25 X 16, Blk	4
20	1045487	(000000–	) Screw, Pan, Phl, M5 X 0.80 X 16, Blk	5

**Fig. 22 – Solution Supply Group**

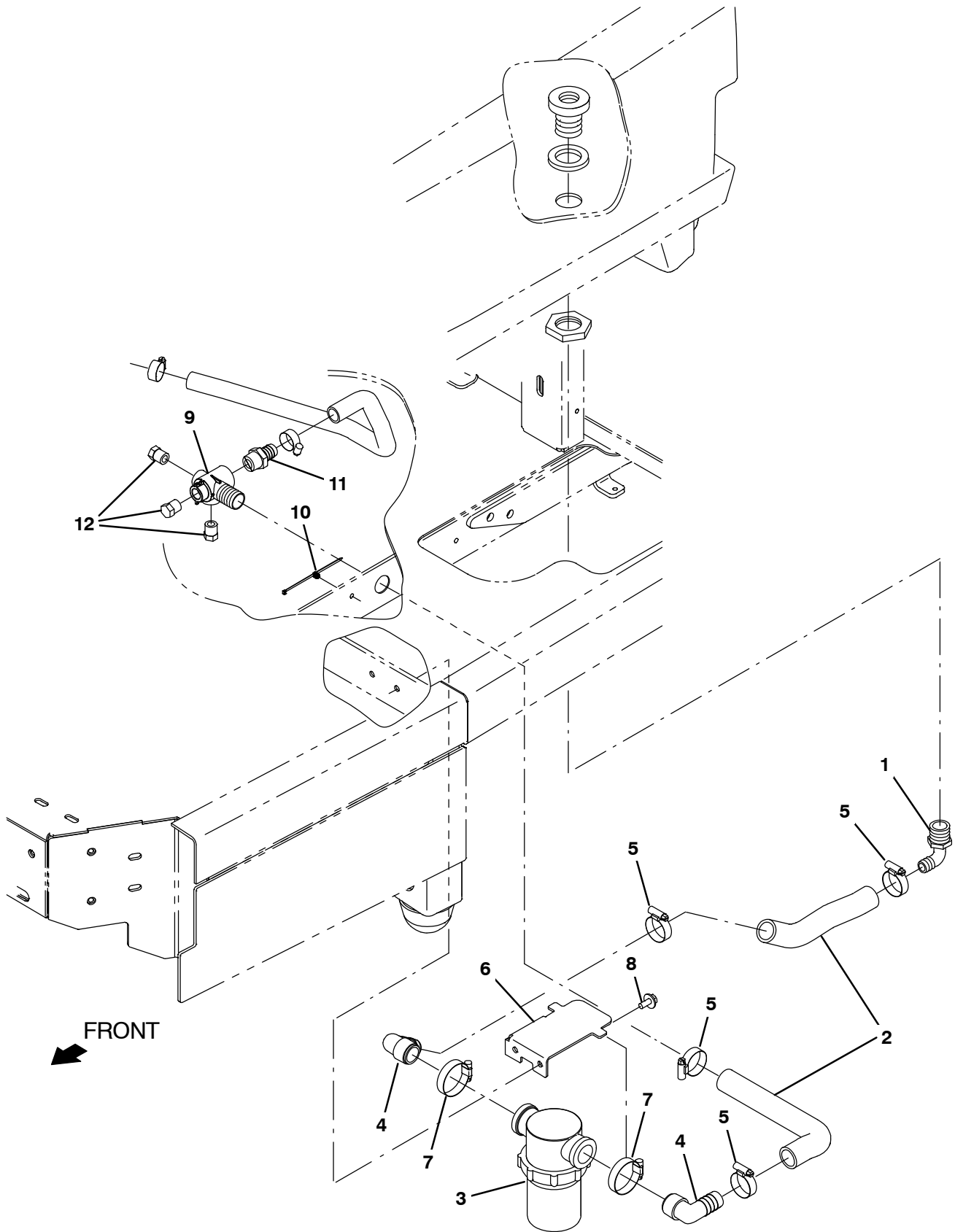


Fig. 22 – Solution Supply Group

	Ref.	Part No.	Serial Number	Description	Qty.
	1	18595	(000000–	) Fitting, Plstc, E90, Bm16/Pm12	1
	2	1214093	(000000–	) Hose, Afmkt, Pvc, Wir, 1.00ld, 01Ft, Clr	1
▽	3	1205428	(000000–	) Filter, Screen, 080 Mesh, In-Line	1
▲		9018853	(000000–	) Filter Element, Water [M/T17]	1
	4	1212887	(000000–	) Fitting, Plstc, E90, Bm16/Pm16	2
	5	11399	(000000–	) Clamp, Hose, Wormdrive, 0.81–1.50d, .50w	4
	6	1207518	(000000–	) Bracket, Mtg, Filter Hsg	1
	7	11531	(000000–	) Clamp, Hose, Wormdrive, 1.06–2.00d, .56w	2
	8	1020341	(000000–	) Screw, Hex, M8 X 1.25 X 20, Ss, Sems	2
	9	1208486	(000000–	) Manifold, Solution Delivery, Main	1
	10	1221161	(000000–	) Tie, Cable, Nyl, Push Mount, 76Mm Max D	1
	11	79273–2	(000000–	) Fitting, Plstc, Str, Bm12/Pm12	1
	12	630146	(000000–	) Fitting, Plug, Pm06, Hdpe	3

**Fig. 23 – Recovery Tank Group**

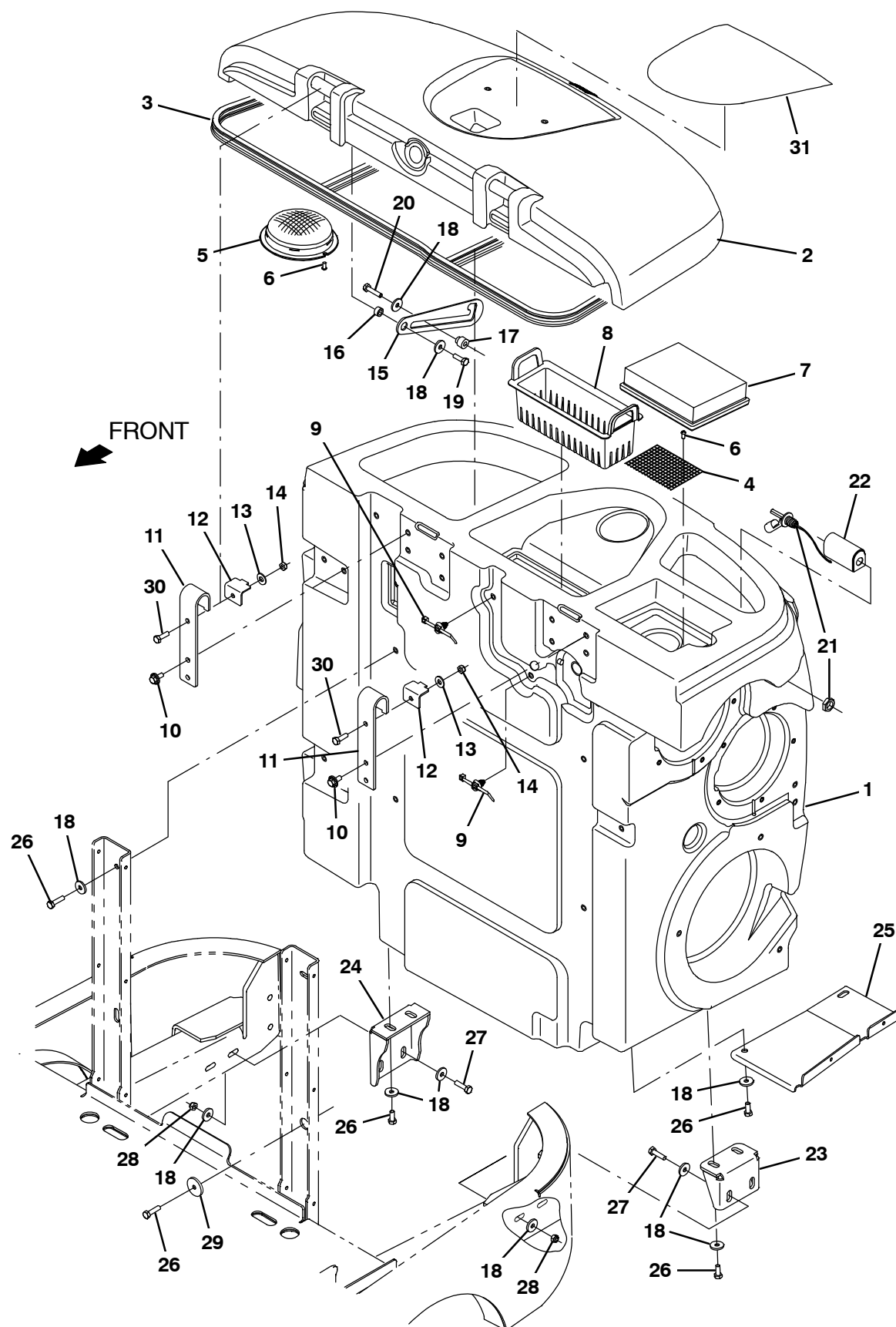


Fig. 23 – Recovery Tank Group

Ref.	Part No.	Serial Number	Description	Qty.
1	9020211	(000000– )	Tank, Rec, Afmkt [T17]	1
2	9020212	(000000– )	Cover Assy, Rec Tank, Afmkt [T17]	1
2	9020286	(000000– )	Cover Assy, Rec Tank, Tj Afmkt [T17] (Japan Only)	1
3	1066434	(000000– )	Seal, Afmkt, Bulb, Dual, 12Ft [F/.30Gap]	1
4	1207887	(000000– )	Screen, Safety, Vac Fan	1
5	1026014	(000000– )	Screen, Vacuum	1
6	382320	(000000– )	Screw, Pan, Phl, 12–16 X 0.50, F/ Plstc	4
7	1037822	(000000– )	Filter, Panl, Dust, 2.0 X 06.1 X 07.6	1
8	1206119	(000000– )	Tray, Debris, Tank	1
9	1210807	(000000– )	Wire, Tie [W/.25" Fir Tree Clip]	2
10	1020341	(000000– )	Screw, Hex, M8 X 1.25 X 20, Ss, Sems	4
11	1206961	(000000– )	Bracket, Mtg, Cover, Recvy Tank	2
12	1207130	(000000– )	Bracket, Retain, Hinge, Cover	2
13	01685	(000000– )	Washer, Flat, 0.38B 0.88D .08, Ss	2
14	08713	(000000– )	Nut, Hex, lock, m8 X 1.25, ml, Ss	2
15	1057214	(000000– )	Plate, Arm, Prop	1
16	360460	(000000– )	Sleeve, P/M, 0.34b 0.63d 0.4l, Ss / Oil	1
17	230735	(000000– )	Sleeve, P/M, Flng, 0.33b 0.75/0.50d 0.8l	1
18	1017218	(000000– )	Washer, Flat, 0.32b 1.00d .12, Ss	19
19	12333	(000000– )	Screw, Hex, M8 X 1.25 X 25, Ss, NI	1
20	59658	(000000– )	Screw, Hex, M8 X 1.25 X 35, NI, Ss	1
21	385685	(000000– )	Sensor, Level, Liq, 14vdc 01a .62–11	1
22	1019285	(000000– )	Bracket, Protector, Float Switch	1
23	1205049	(000000– )	Bracket, Mtg, Tank, Recvy, Lh	1
24	1205797	(000000– )	Bracket, Mtg, Tank, Recvy, Rh	1
25	1207209	(000000– )	Bracket, Sppt, Hose, Drain	1
26	12273	(000000– )	Screw, Hex, M8 X 1.25 X 20, NI, Ss	10
27	09011	(000000– )	Screw, Hex, M8 X 1.25 X 30, Ss	4
28	08713	(000000– )	Nut, Hex, Lock, M8 X 1.25, NI, Ss	4
29	379829	(000000– )	Washer, Flat, 0.34b 1.50d .12, Stl, Pl	1
30	09010	(000000– )	Screw, Hex, M8 X 1.25 X 25, Ss	2
31	1213110	(000000– )	Label, Hole, Cover, Recvy Tank	1

Fig. 24 – Tank Drains Group

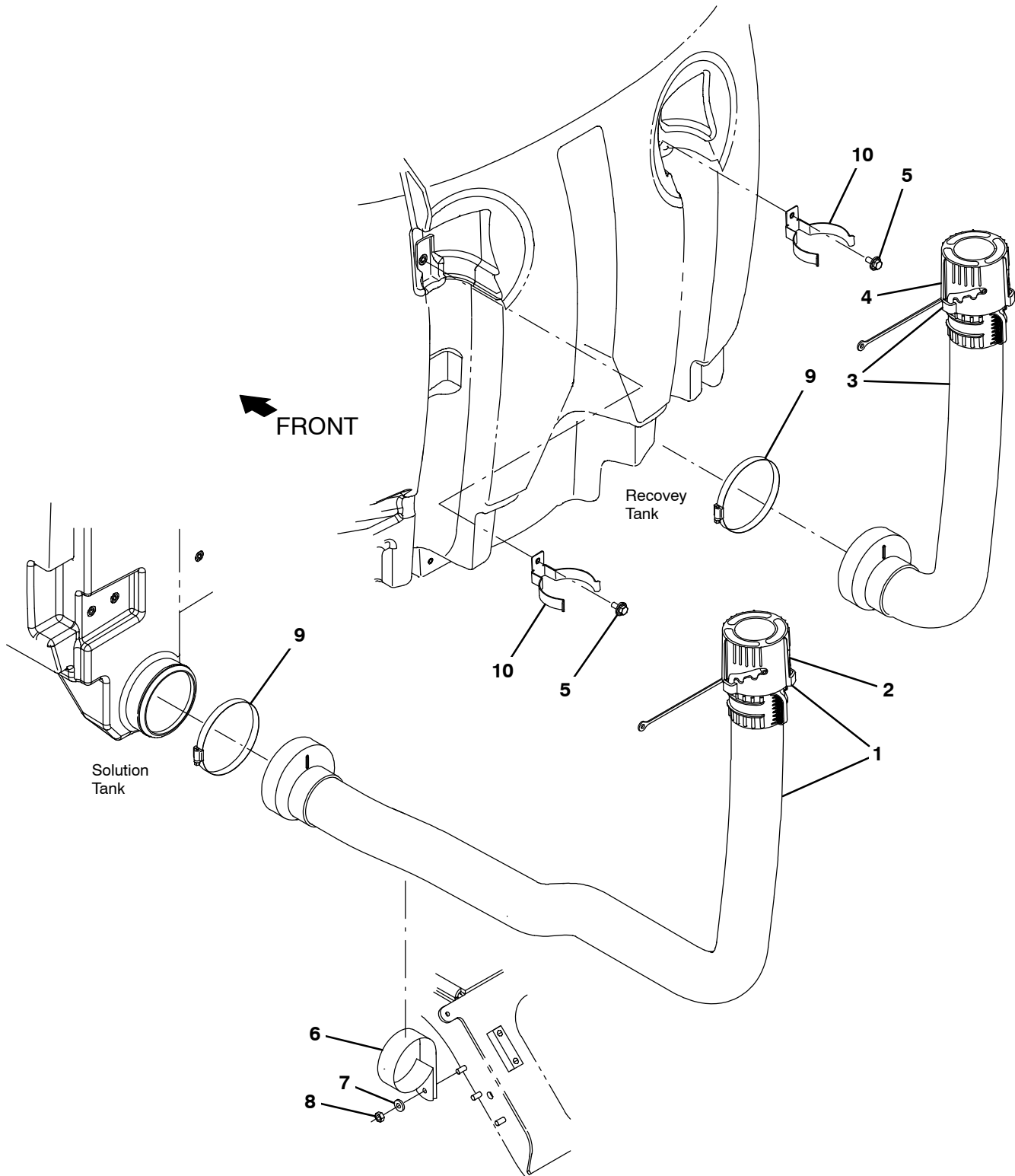




Fig. 24 – Tank Drains Group

	Ref.	Part No.	Serial Number	Description	Qty.
▽	1	1206099	(000000–012999 )	Hose Assy, Drain, 3.0 Id 64 L	1
▲	2	1214337	(000000–012999 )	Cuff Assy, Outer, Drain Hose	1
▽	1	1239902	(013000– )	Hose Assy, Drain, 3.0 Id 65 L	1
▲	2	1214337	(013000– )	Cuff Assy, Outer, Drain Hose	1
▽	3	1206370	(000000– )	Hose Assy, Drain, 3.0 Id 35 L	1
▲	4	1214337	(000000– )	Cuff Assy, Outer, Drain Hose	1
	5	1020341	(000000– )	Screw, Hex, M8 X 1.25 X 20, Ss, Sems	2
	6	1207562	(000000– )	Clamp, Cable, Stl, 3.25d X 1.00w, 1hole	1
	7	01685	(000000– )	Washer, Flat, 0.38b 0.88d .08, Ss	1
	8	08713	(000000– )	Nut, Hex, Lock, M8 X 1.25, NI, Ss	1
	9	1201434	(000000– )	Clamp, Hose, Wormdrive, 4.63–5.50, 0.5w	2
	10	1209684	(000000– )	Bracket, Mtg, Hose	2

Fig. 25 – Vacuum Fans and Rear Side Door Group

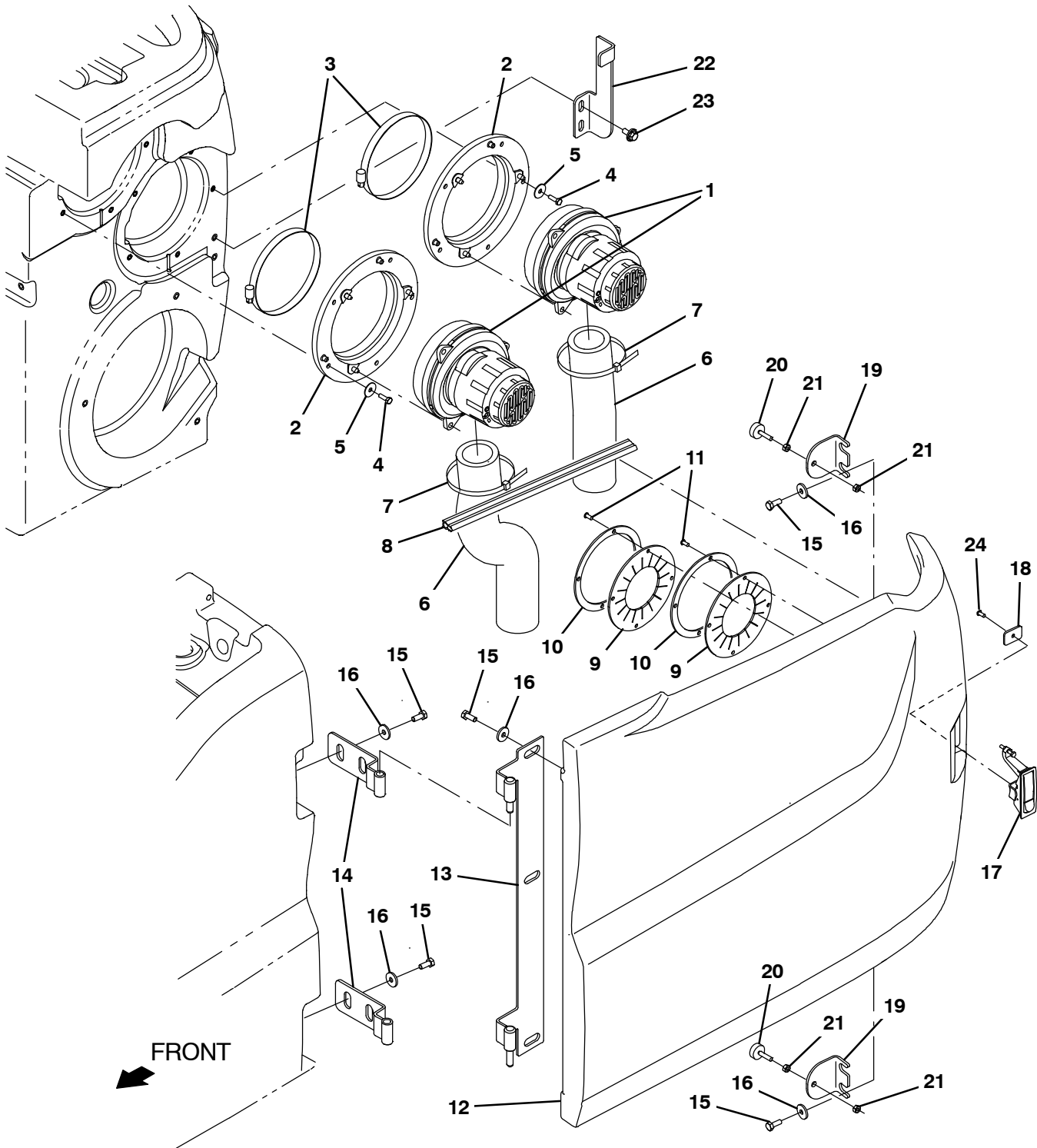


Fig. 25 – Vacuum Fans and Rear Side Door Group

Ref.	Part No.	Serial Number	Description	Qty.
▽ 1	1200149	(000000– )	Fan, Vacuum, 6.6d, 036vdc, 1 Stage [Bpt]	2
▲	1206774	(000000– )	Brush Kit, Motor, Fan	1
2	1201267	(000000– )	Assy, Seal, Mtg, Vacfan	2
3	49891	(000000– )	Clamp, Hose, Wormdrive, 5.56–6.50d, .56w	2
4	08716	(000000– )	Screw, Hex, M6 X 1.00 X 20, Ss	10
5	29570	(000000– )	Washer, Flat, 0.28b 1.00d .06, Stl	10
6	1203848	(000000– )	Muffler, Vacfan, 11.0 L	2
7	130773	(000000– )	Tie, Cable, Nyl, 11.0l, .14w, 3.0 Max. D	2
8	1066431	(000000– )	Seal, Afmkt, Bulb, Dual, 03ft [F/.30gap]	1
9	1214173	(000000– )	Seal, Door, Vac Fan, Rbr	2
10	1214174	(000000– )	Retainer, Seal, Door, Vac Fan	2
11	382320	(000000– )	Screw, Pan, Phl, 12–16 X 0.50, F/ Plstc	8
12	9020218	(000000–012999 )	Cover, Side, Lh, Afmkt [T17]	1
12	9018977	(013000– )	Cover, Side, Lh, Afmkt [T17]	1
13	1205801	(000000– )	Hinge, Wldt, Lh	1
14	1205811	(000000– )	Hinge Wldt, [T12]	2
15	15675	(000000– )	Screw, Hex, M8 X 1.25 X 16, Ss	11
16	32492	(000000– )	Washer, Flat, 0.38, Std	11
17	398806	(000000– )	Latch	1
18	1208748	(000000– )	Plate, Latch [T17]	1
19	1207039	(000000– )	Bracket, Bumper	2
20	20802	(000000– )	Bumper, Rbr, 1.0d 0.38th .25–20	2
21	19312	(000000– )	Nut, Hex, Std, .25–20	4
22	1207341	(000000– )	Bracket, Latch, Lh Panel [T17]	1
23	1020341	(000000– )	Screw, Hex, M8 X 1.25 X 20, Ss, Sems	2
24	06933	(000000– )	Screw, Pan, Phl, M5 X 0.80 X 16, 4.8	1

Fig. 26 – Rear Squeegee Lift Group

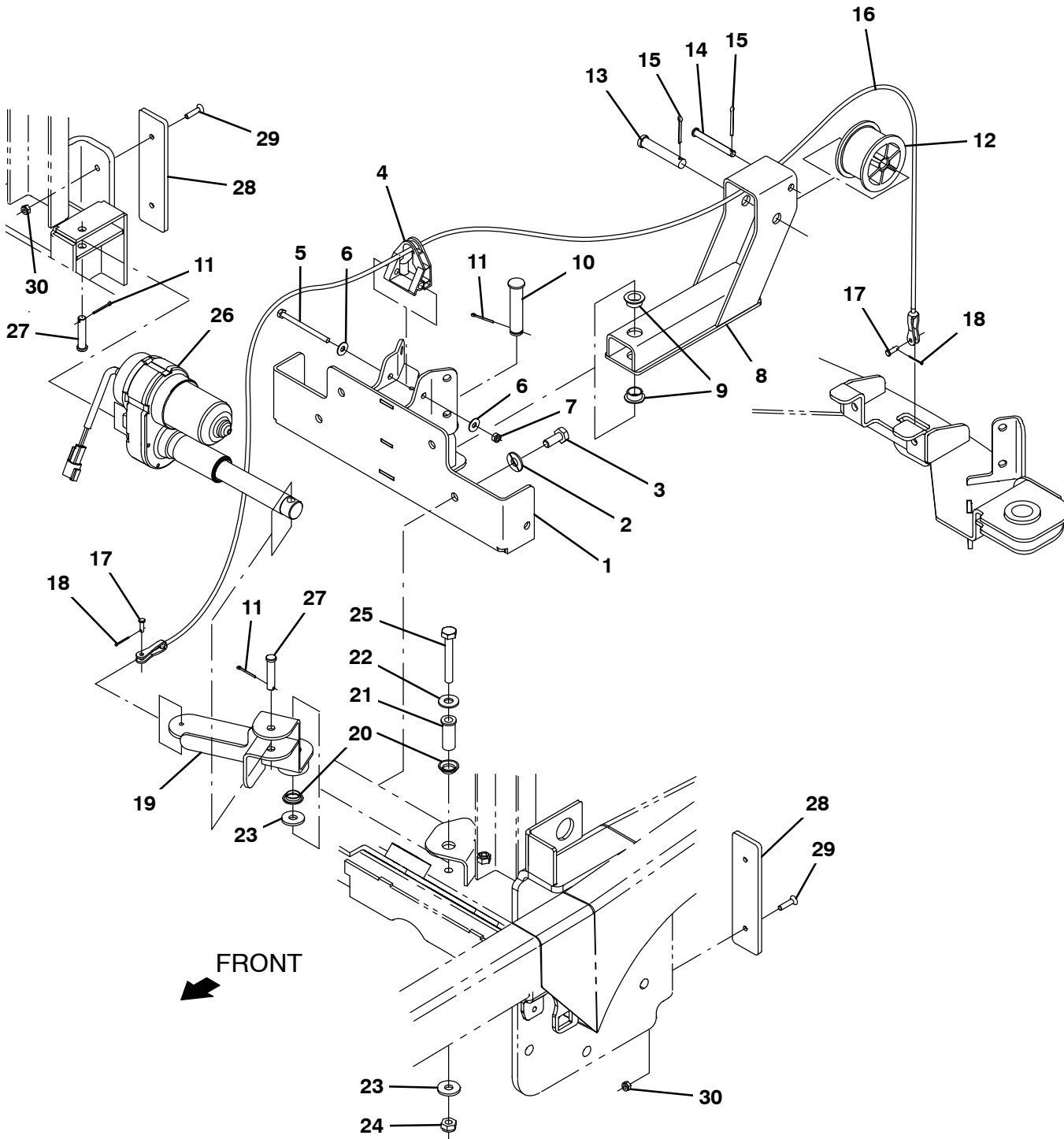


Fig. 26 – Rear Squeegee Lift Group

Ref.	Part No.	Serial Number	Description	Qty.
1	1207903	(000000– )	Bracket Wldt, Sqge Lift, Frame	1
2	01686	(000000– )	Washer, Flat, 0.44b 1.00d .08, Ss	4
3	09770	(000000– )	Screw, Hex, M10 X 1.50 X 25, NI, Ss	4
4	1208274	(000000– )	Guide, Cable, Sqge Lift	1
5	391434	(000000– )	Screw, Hex, M6 X 1.00 X 80, Ss	1
6	01684	(000000– )	Washer, Flat, 0.27b 0.69d .05, Ss	2
7	08712	(000000– )	Nut, Hex, Lock, M6 X 1.00, NI, Ss	1
8	1205553	(000000– )	Lift Wldt, Sqge, Pulley	1
9	25735	(000000– )	Bushing, Flng, 0.63b 0.75d 0.38l	2
10	1018276	(000000– )	Pin, Clevis, 0.62d X 2.91l	1
11	08179	(000000– )	Pin, Cotter, .094 X 1.00	3
12	223054	(000000– )	Drum, Cable, Lift	1
13	51103	(000000– )	Pin, Clevis, 0.50d X 2.62l	1
14	71274	(000000– )	Pin, Clevis, 0.31d X 2.62l	1
15	08175	(000000– )	Pin, Cotter, .125 X 1.25	2
16	1207739	(000000– )	Cable, Ss .12d 22.6l .2clevis / .2clevis	1
17	77488	(000000– )	Pin, Clevis, 0.19d X 0.63l	2
18	08178	(000000– )	Pin, Cotter, .062 X 0.75	2
19	1207466	(000000– )	Lever Wldt, Sqge Lift, Pulley	1
20	04843	(000000– )	Bushing, Flng, 0.63b 0.72d 0.25l	2
21	1208247	(000000– )	Bushing, Sleeve, Flng 0.40b 0.625d 1.62l, Ss	1
22	01686	(000000– )	Washer, Flat, 0.44b 1.00d .08, Ss	1
23	1014563	(000000– )	Washer, Flat, 0.40b 1.12d .12, Ss	2
24	08714	(000000– )	Nut, Hex, Lock, M10 X 1.5, NI, Ss	1
25	14529	(000000– )	Screw, Hex, M10 X 1.50 X 70, Ss	1
26	1206872	(000000– )	Actuator, 36v, 2.36in Stroke	1
27	17461	(000000– )	Pin, Clevis, 0.37d X 1.75l	2
28	1207757	(000000– )	Shield, Bumper, Sqge Cplg	2
29	06415	(000000– )	Screw, Flt, Soc, M6 X 1.00 X 25, 10.9	4
30	08708	(000000– )	Nut, Hex, Lock, M6 X 1.00, NI	4

**Fig. 27 – Rear Squeegee Linkage Group**

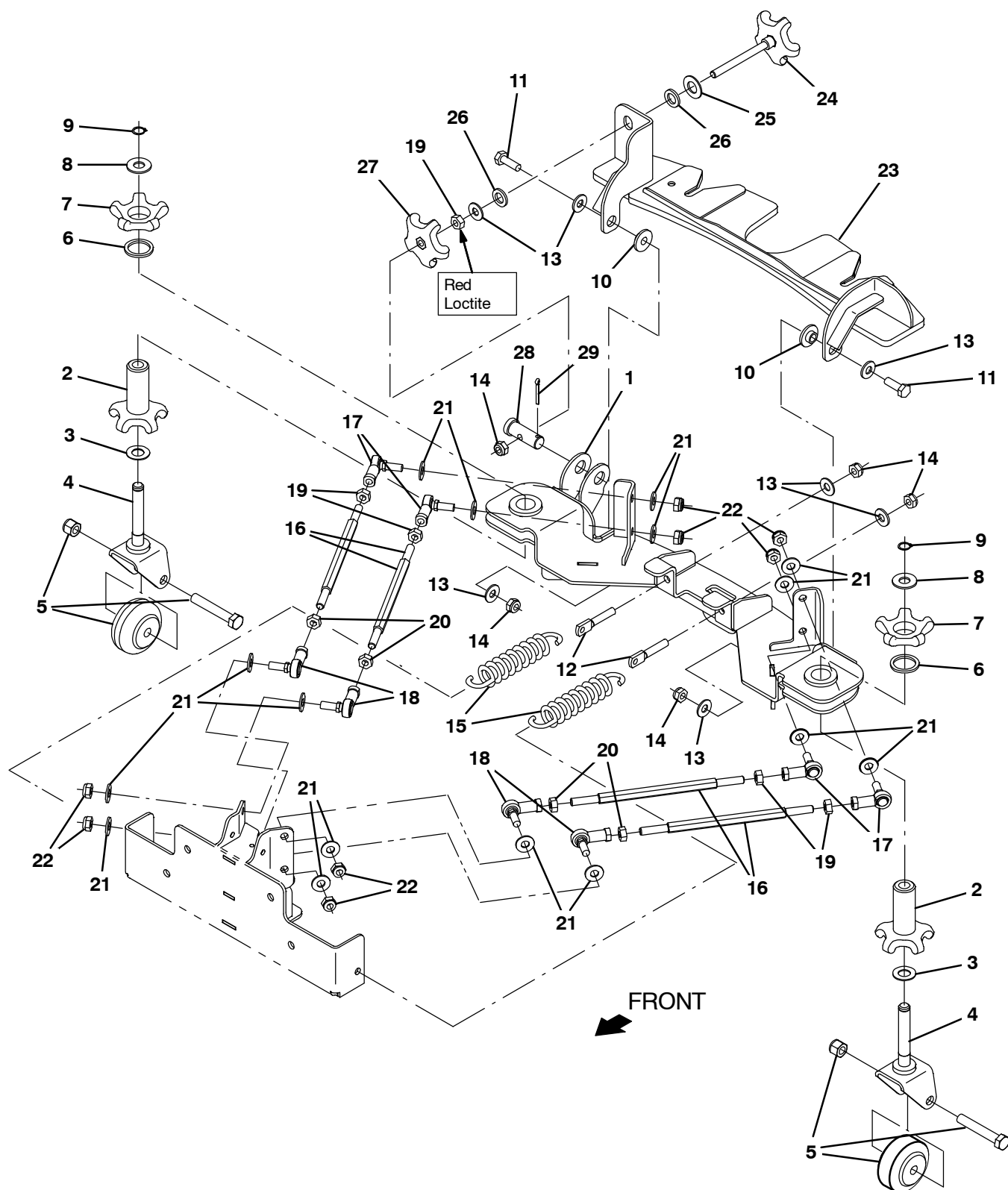


Fig. 27 – Rear Squeegee Linkage Group

	Ref.	Part No.	Serial Number	Description	Qty.
	1	1206821	(000000–	) Coupling Wldt, Sqge, Front	1
▽		9020233	(000000–	) Caster, Assy, Sq, Rear, Afmkt [T17]	2
▲	2	1208155	(000000–	) Knob, Adj, Caster	1
▲	3	07450	(000000–	) Washer, Thrust, 0.66b 1.25d 0.06w	1
▲	4	1208153	(000000–	) Pivot Wldt, Caster, Sqge	1
▲	5	9014285	(000000–	) Caster Kit, Rear Squeegee, Am	1
▲	6	79217	(000000–	) Washer, Wavy, 1.20b 1.54d .13	1
▲	7	1208156	(000000–	) Knob, Caster	1
	8	77272	(000000–	) Washer, Flat, 0.60b 1.31d .10, Ss	2
	9	01516	(000000–	) Ring, Retaining, Ext, 0.59d, Basic	2
	10	363087	(000000–	) Bushing, Flng, 0.44b 1.25d 0.25l	2
	11	12317	(000000–	) Screw, Hex, M10 X 1.50 X 30, Ss	2
	12	386847	(000000–	) Bolt, Eye, M10 X 1.50 X 064mm, 07.10 Eye	2
	13	01686	(000000–	) Washer, Flat, 0.44b 1.00d .08, Ss	7
	14	08714	(000000–	) Nut, Hex, Lock, M10 X 1.5, NI, Ss	5
	15	1031413	(000000–	) Spring, Extn, 1.68od 0.20wir 07.5l	2
▽		9020232	(000000–	) Link Kit, Sq, Rear, 1 Link, Afmkt [T17]	4
▲	16	1209712	(000000–	) Rod, Hex, M10, 09.50l, Stl	1
▲	17	05686	(000000–	) Rod–End, M10 X 1.5rh Fem M10 X 1.5stud	1
▲	18	05685	(000000–	) Rod–End, M10 X 1.5lh Fem M10 X 1.5stud	1
▲	19	07787	(000000–	) Nut, Hex, Std, M10 X 1.50, Ss	1
▲	20	09775	(000000–	) Nut, Hex, Std, M10–1.5, Ss	1
▲	21	01686	(000000–	) Washer, Flat, 0.44b 1.00d .08, Ss	4
▲	22	08714	(000000–	) Nut, Hex, Lock, M10 X 1.5, NI, Ss	2
	23	1206844	(000000–	) Coupling Wldt, Sqge, Rear	1
	24	1206865	(000000–	) Knob, Star, 3.21d 5ear 4.45l M10x1.5	1
	25	15331	(000000–	) Washer, Flat, 0.62, Sae	1
	26	1210022	(000000–	) Washer, 1.02 Od, .62 Id, Urethane	2
	27	1054945	(000000–	) Knob, Star, 3.21d 5ear M10	1
	28	1207034	(000000–	) Pin, Clevis, 0.75d X 2.00l, M10 Hole	1
	29	08236	(000000–	) Pin, Cotter, .156 X 1.25	1

Fig. 28 – Rear Squeegee Group

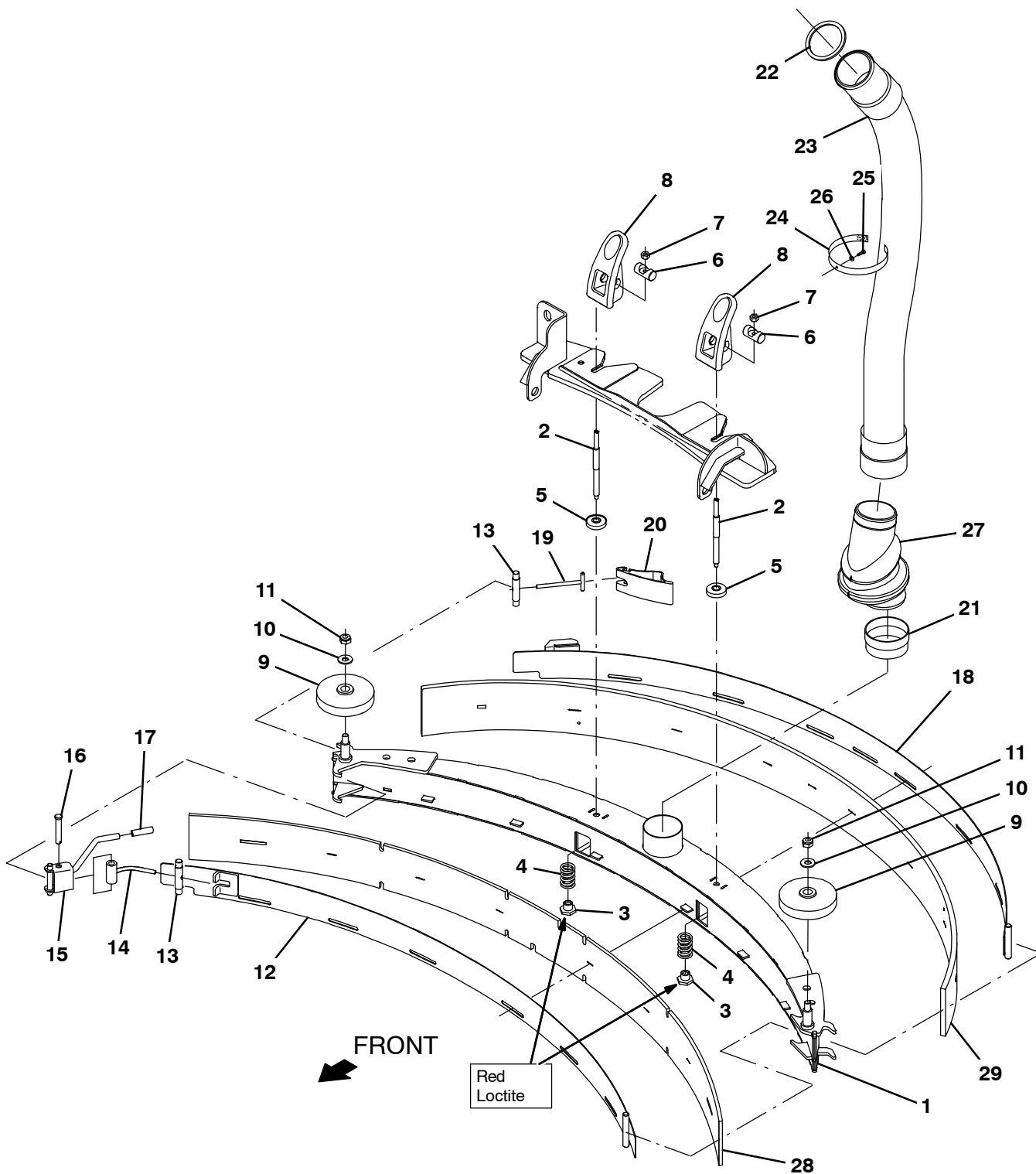




Fig. 28 – Rear Squeegee Group

Ref.	Part No.	Serial Number	Description	Qty.
▽	9020070	(000000–)	) Squeegee Kit, Ci [T17]	1
▲	1 1213530	(000000–)	) Squeegee Frame Assy	1
▲	2 1206251	(000000–)	) Rod, Thrd, 2end, M8x1.25/ M10x1.5 –02	2
▲	3 391345	(000000–)	) Nut, T, M10 X 1.50 X 0.62od X 0.5l	2
▲	4 1212782	(000000–)	) Spring, Cmpr, 0.98od .14wir 02.00l, Ss	2
▲	5 1208629	(000000–)	) Ring, Mtg, Sqge, .38l	2
▲	6 1055396	(000000–)	) Pin, 0.63d, 02.0l [W/Cbore, M8 Screw]	2
▲	7 07786	(000000–)	) Nut, Hex, Std, M8 X 1.25, Ss	2
▲	8 1052532	(000000–)	) Grip, Lock	2
▲	9 363162	(000000–)	) Wheel, 04.0d 0.89w 0.64b	2
▲	10 01686	(000000–)	) Washer, Flat, 0.44b 1.00d .08, Ss	2
▲	11 08714	(000000–)	) Nut, Hex, Lock, M10 X 1.5, NI, Ss	2
▲	12 1209122	(000000–)	) Strap Wldt	1
▲	13 1206530	(000000–)	) Pin, 0.43d 2.75l [303ss]	2
▲	14 1209121	(000000–)	) Arm Wldt	1
▲	15 1209120	(000000–)	) Bracket Wldt	1
▲	16 51813	(000000–)	) Pin, Clevis, 0.37d X 2.12l	1
▲	17 1208858	(000000–)	) Cover, Handle	1
▲	18 1207103	(000000–)	) Clamp Wldt, Rear	1
▲	19 21606	(000000–)	) Bar Wldt, Retainer, Sqge, Rear	1
▲	20 1208906	(000000–)	) Cam, Rear	1
	21 1208730	(000000–)	) Cuff, Adapter, 2.75 X 3.00, Pvc	1
	22 1207608	(000000–)	) Gasket, Ure, .16, 3.23id 3.63od	1
	23 1207661	(000000–)	) Hose Assy, Rear Squeegee	1
	24 1209444	(000000–)	) Fastener, 11.00l [Hook & Loop]	1
	25 1045525	(000000–)	) Screw, Pan, Phl, M6 X 1.00 X 12, Blk	1
	26 01684	(000000–)	) Washer, Flat, 0.27b 0.69d .05, Ss	1
	27 1213539	(000000–)	) Hose Trap Assy	1
	28 1207086	(000000–)	) Blade, Front Squeegee 56.6l (Linard)	1
	28 1208356	(000000–)	) Blade, Front Squeegee 56.6l (Urethane)	1
	28 1208358	(000000–)	) Blade, Front Squeegee 56.6l (Gum)	1
	29 1207087	(000000–)	) Blade, Rear Squeegee 60.6l (Linatex)	1
	29 1208357	(000000–)	) Blade, Rear Squeegee 60.6l (Urethane)	1
	29 1208359	(000000–)	) Blade, Rear Squeegee 60.6l (Gum)	1

Fig. 29 – Right Hand Door and Battery Cover Group

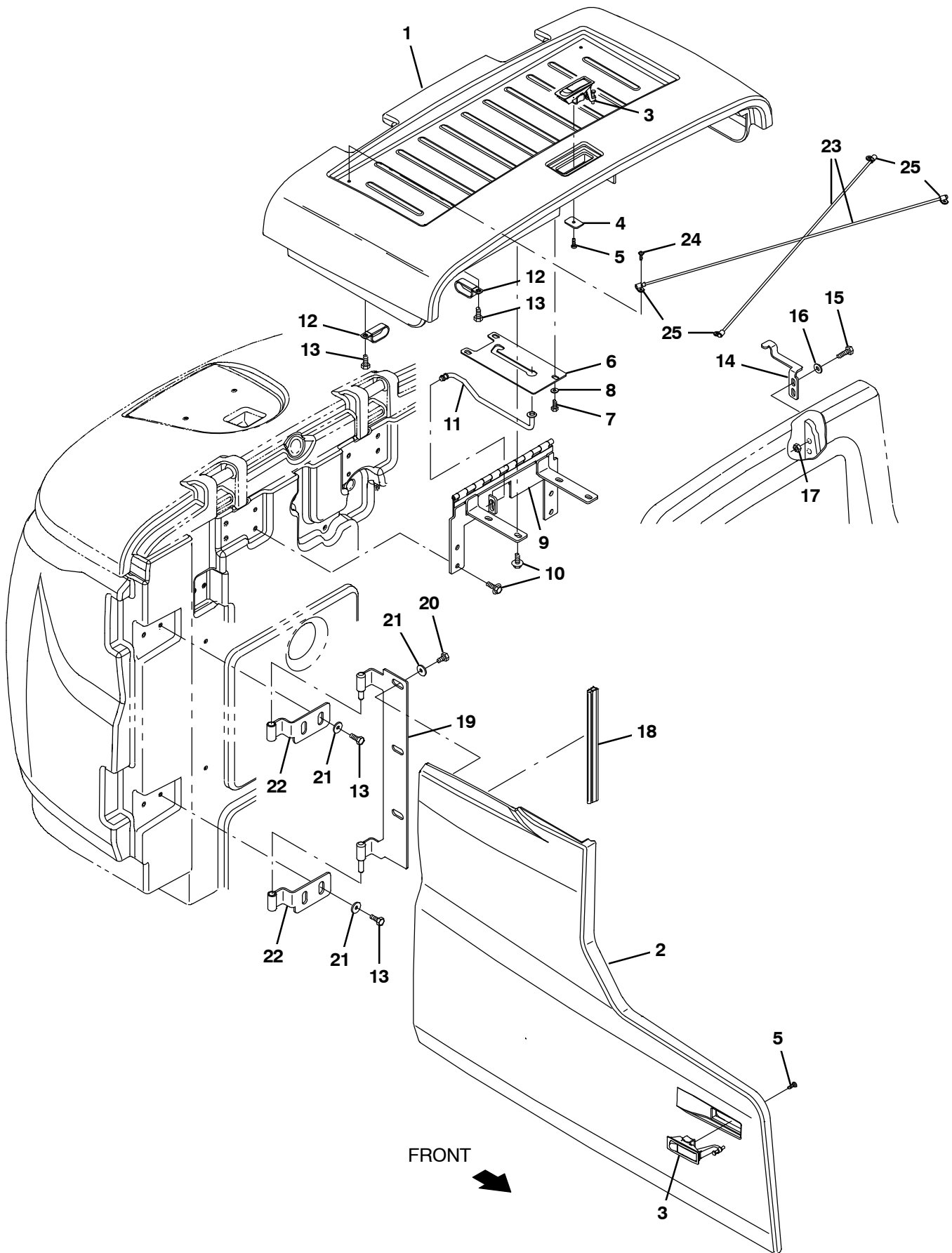


Fig. 29 – Right Hand Door and Battery Cover Group

Ref.	Part No.	Serial Number	Description	Qty.
1	9020213	(000000–012999 )	Cover, Battery, Top, Afmkt [T17]	1
1	9020290	(000000–012999 )	Cover Assy, Battery, Tj [T17] (Japan Only)	1
1	9018978	(013000– )	Cover, Assy, Battery [T17/M17]	1
2	9020214	(000000–012999 )	Cover, Side Rh, Afmkt [T17]	1
2	9018975	(013000– )	Cover, Side Rh, Afmkt [T17]	1
3	398806	(000000– )	Latch	2
4	1208748	(000000– )	Plate, Latch [T17]	1
5	06935	(000000– )	Screw, Pan, Phl, M5 X 0.80 X 25, 4.8	2
6	1209190	(000000– )	Plate, Prop Rod, [T17]	1
7	15678	(000000– )	Screw, Hex, M6 X 1.00 X 16, Ss	3
8	32490	(000000– )	Washer, Flat, 0.25, Std	3
9	1207362	(000000– )	Hinge Wldt, Cover, Battery [T17]	1
10	1020341	(000000– )	Screw, Hex, M8 X 1.25 X 20, Ss, Sems	8
11	1207145	(000000– )	Rod Wldt, Seat, Battery Cover [T17]	1
12	09570	(000000– )	Clamp, Cable, Stl, 0.90d X 0.62w, 1hole	3
13	09740	(000000– )	Screw, Hex, M8 X 1.25 X 20, Ss	7
14	1207131	(000000– )	Bracket, Latch [T17]	1
15	76570	(000000– )	Screw, Hex, M8 X 1.25 X 30, 8.8	2
16	32491	(000000– )	Washer, Flat, 0.31, Std	4
17	08709	(000000– )	Nut, Hex, Lock, M8 X 1.25, NI	2
18	1066429	(000000– )	Seal, Afmkt, Bulb, Dual, 01ft [F/.30gap]	1
19	1207946	(000000– )	Hinge Wldt, Rh [T17]	1
20	49826	(000000– )	Screw, Hex, M8 X 1.25 X 16, NI, Ss	3
21	1017218	(000000– )	Washer, Flat, 0.32b 1.00d .12, Ss	7
22	1205811	(000000– )	Hinge Wldt, [T12]	2
23	1210971	(000000– )	Cord, Battery Cover [T17]	2
24	39239	(000000– )	Screw, Pan, Phl, 10–32 X 0.50, G2, Blk	4
25	140324	(000000– )	Clamp, Cable, Nyl, 0.31d, Blk	4

Fig. 30 – Electrical Box Group

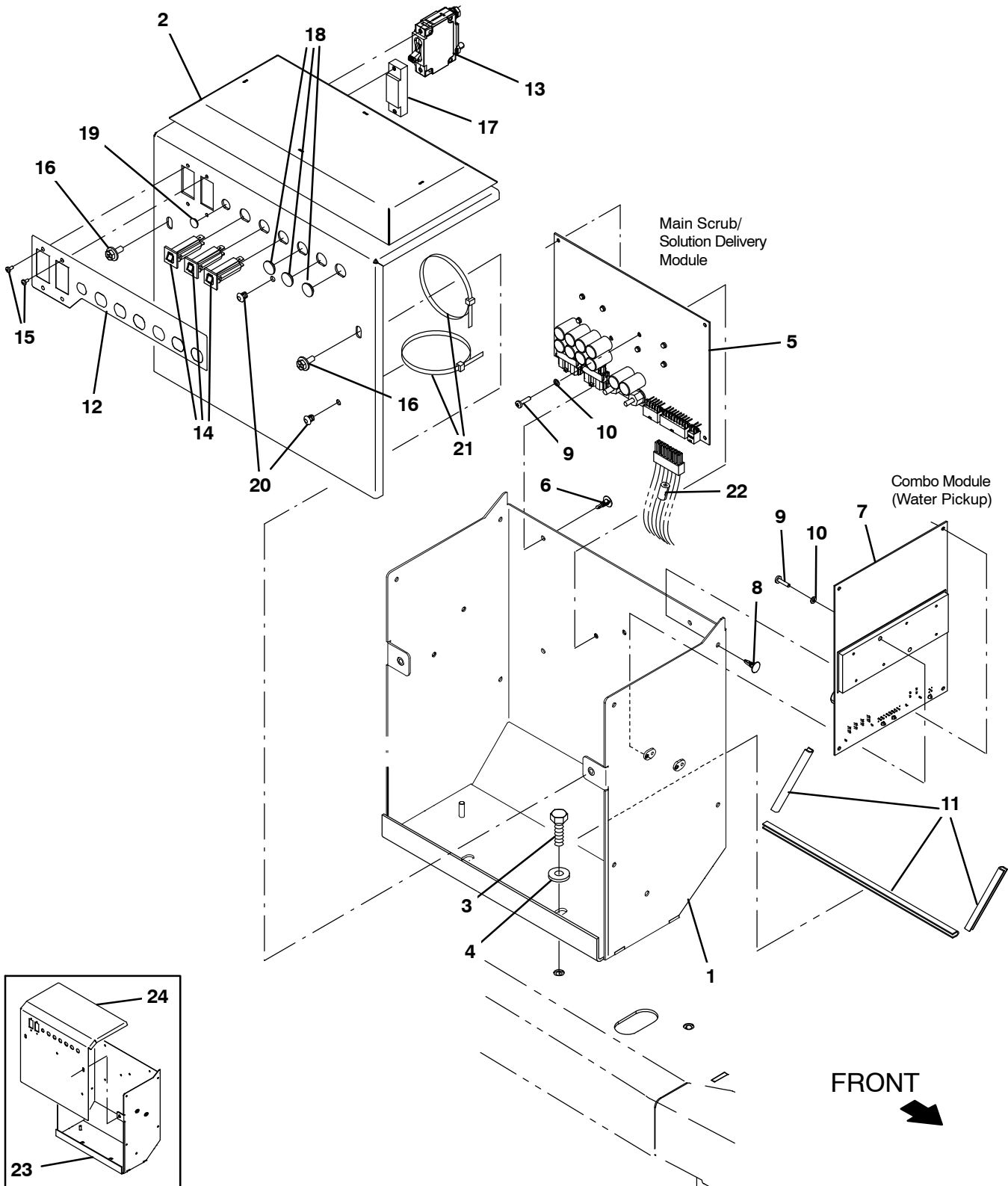


Fig. 30 – Electrical Box Group

Ref.	Part No.	Serial Number	Description	Qty.
	1	1214566	(000000– ) Panel Wldt, Enclosure, Electrical	1
	2	1214550	(000000– ) Cover Wldt, Enclosure, Electrical	1
	3	1020341	(000000– ) Screw, Hex, M8 X 1.25 X 20, Ss, Sems	2
	4	1017218	(000000– ) Washer, Flat, 0.32B 1.00D .12, Ss	2
▽	5	9020228	(000000–010999 ) Circuit Board Kit, Scrub, Afmkt [T17]	1
▲	6	1210399	(000000–010999 ) Stand–Off, Circuitboard [0.25”]	4
▽	5	9015002	(011000– ) Circuitboard Kit, Scrub, Afmkt [T17/M17]	1
▲	6	1210399	(011000– ) Stand–Off, Circuitboard [0.25”]	4
▽	7	9020229	(000000– ) Circuit Board Kit, Water, Afmkt [t17]	1
▲	8	1210399	(000000– ) Stand–Off, Circuitboard [0.25”]	4
	9	06926	(000000– ) Screw, Pan, Phl, M4 X 0.70 X 10, 4.8	4
	10	1202860	(000000– ) Washer, Flat, 0.17b 0.31d .03, Nyl	4
	11	1046404	(000000– ) Molding, Afmkt, Trim, Pvc, .18 .31, 02Ft	1
	12	1208412	(000000– ) Label, Circuit Breaker	1
	13	1210970	(000000– ) Circuitbreaker, 60.0a, Resetable	1
	14	1064184	(000000– ) Circuitbreaker, 02.5a, Resetable	3
	15	06919	(000000– ) Screw, Pan, Phl, M3 X 0.50 X 6, 4.8	4
	16	1034731	(000000– ) Screw, Hex, M6 X 1.00 X 16, Sems, Ss	2
	17	1213059	(000000– ) Plug, Circuit Breaker [Carling, 50/60a]	1
	18	1058340	(000000– ) Plug, Hole, Rnd, 0.63h 0.1l, Blk	3
	19	33807	(000000– ) Plug, Hole, Rnd, 0.44H .03–.12, Blk Nyl	1
	20	1202868	(000000– ) Clip, Tie, 0.25d, Plstc	8
	21	763114	(000000– ) Tie, Cable, 11.3l, 2.75d Max	6
	22	1060276	(000000– ) Inductor, 36.2mml,Rnd [Ferrite 1–300hz] (Australia Only)	1
	23	1210467	(000000–010341 ) Panel Wldt, Enclosure, Electrical	1
	24	1209041	(000000–010341 ) Cover, Enclosure, Electrical	1

Fig. 31 – Electrical Box Wires Group

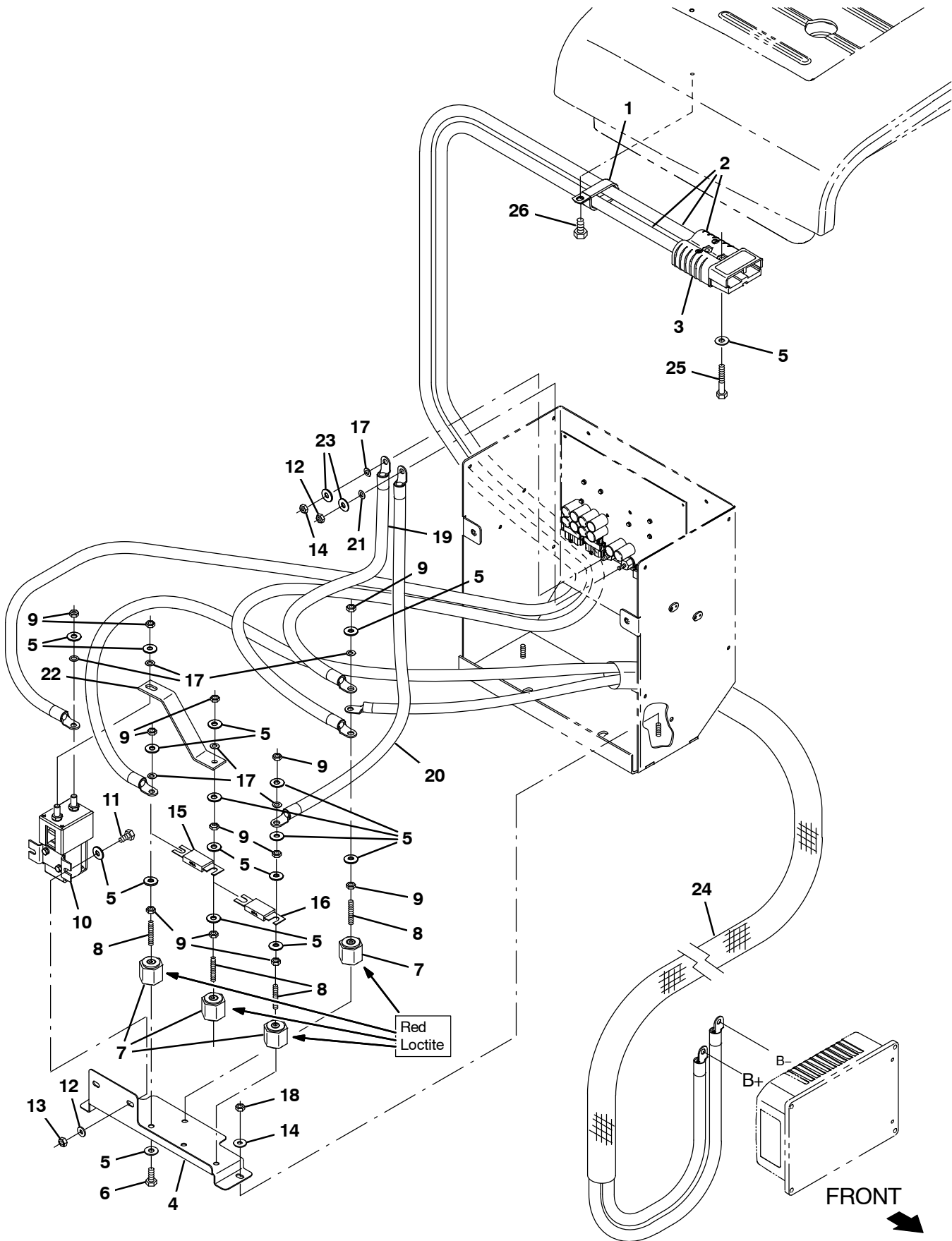
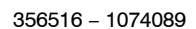


Fig. 31 – Electrical Box Wires Group

Ref.	Part No.	Serial Number	Description	Qty.
	1	09570	(000000– ) Clamp, Cable, Stl, 0.90D X 0.62W, 1 Hole	1
▽	2	1072981	(000000– ) Cable, Battery, 1/0ga [M8 Ring/M6 Ring]	1
▲	3	01726	(000000– ) Connector, 350A, Gray	1
	4	1206431	(000000– ) Bracket, Mtg, Contactor	1
	5	32483	(000000– ) Washer, Flat, 0.25, Sae	13
	6	19314	(000000– ) Screw, Hex, .25–20 X 0.38, G5	4
	7	76062	(000000– ) Stand-Off, Wir, 0.25, Insulator, Panel	4
	8	41702	(000000– ) Rod, Thrd, Full, .25–20 01.5l	4
	9	19312	(000000– ) Nut, Hex, Std, .25–20	10
	10	1068510	(000000– ) Contactor, 36vdc, 200a, Spst	1
	11	06942	(000000– ) Screw, Hex, M6 X 1.00 X 16, 8.8	2
	12	1202864	(000000– ) Nut, Hex, Std, M5 X 0.80, Brs	2
	13	08708	(000000– ) Nut, Hex, Lock, M6 X 1.00, NI	2
	14	1061910	(000000– ) Nut, Hex, Std, M6 X 1.00, Brs	1
	15	386807	(000000– ) Fuse, 150a, 0.88 2.4l [Slo-Blo]	1
	16	86379	(000000– ) Fuse, 100a, 0.88 2.4l, 125volt	1
	17	07515	(000000– ) Washer, Lock, Int, 0.25, Ss	6
	18	08708	(000000– ) Nut, Hex, Lock, M6 X 1.00, NI	2
	19	1072979	(000000– ) Cable, 04ga 6.9l Blk [M6 Ring/M6 Ring]	1
	20	1072978	(000000– ) Cable, 04ga 9.8l Blu [M5 Ring/M6 Ring]	1
	21	07514	(000000– ) Washer, Lock, Int, 10, Ss	2
	22	1208691	(000000– ) Busbar, 200a	1
	23	1061918	(000000– ) Washer, Flat, 0.25b 0.47d .06, Brs	2
	24	1074713	(000000– ) Cable Assy, 02ga, Power [T18, 2 Cond.]	1
	25	33930	(000000– ) Screw, Hex, M6 X 1.00 X 40, Ss	2
	26	49826	(000000– ) Screw, Hex, M8 X 1.25 X 16, NI, Ss	3

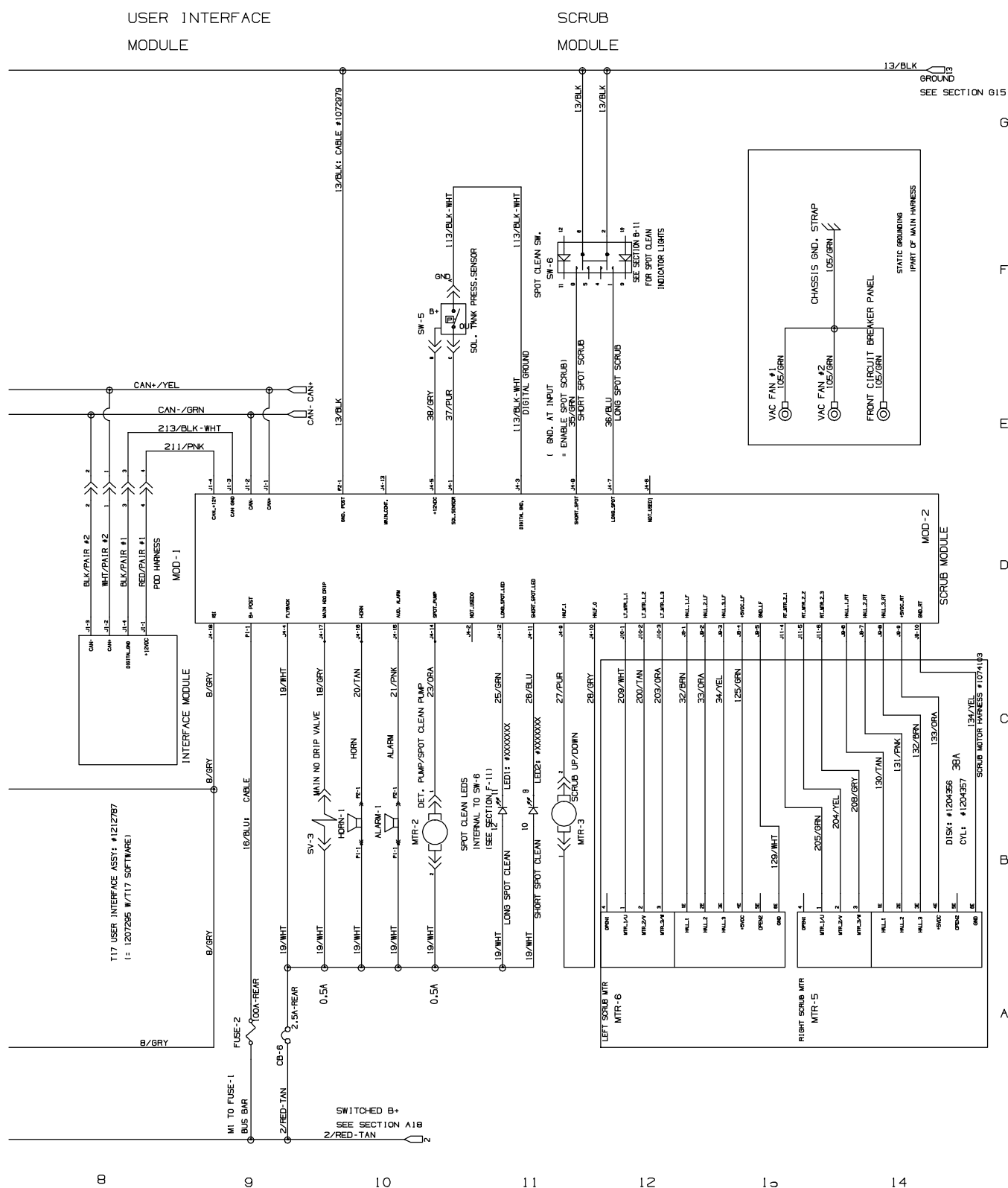
---

T17 9020166 (4-2017)

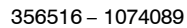




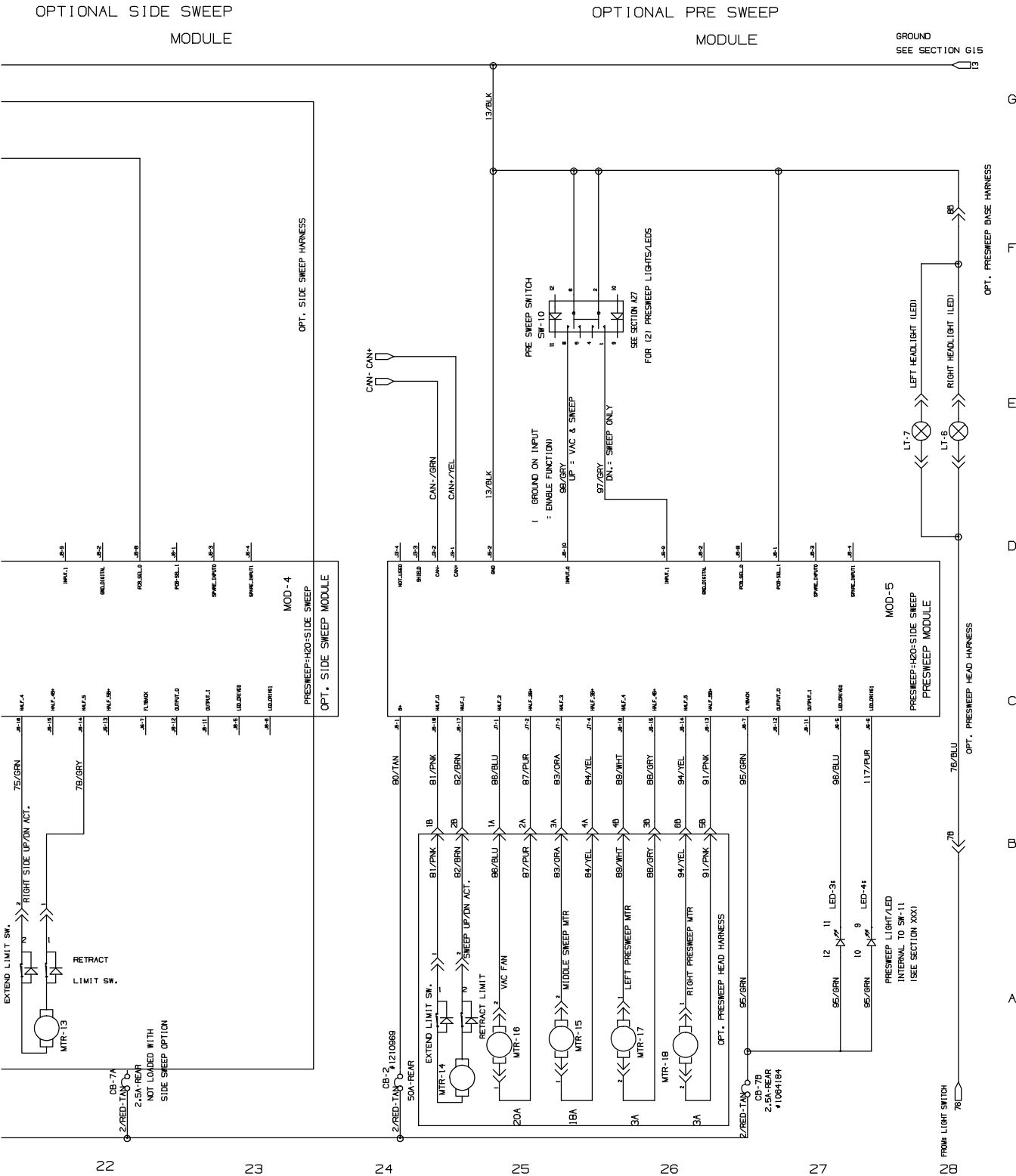
**Fig. 32 – Electrical Schematic (000000–010999)**



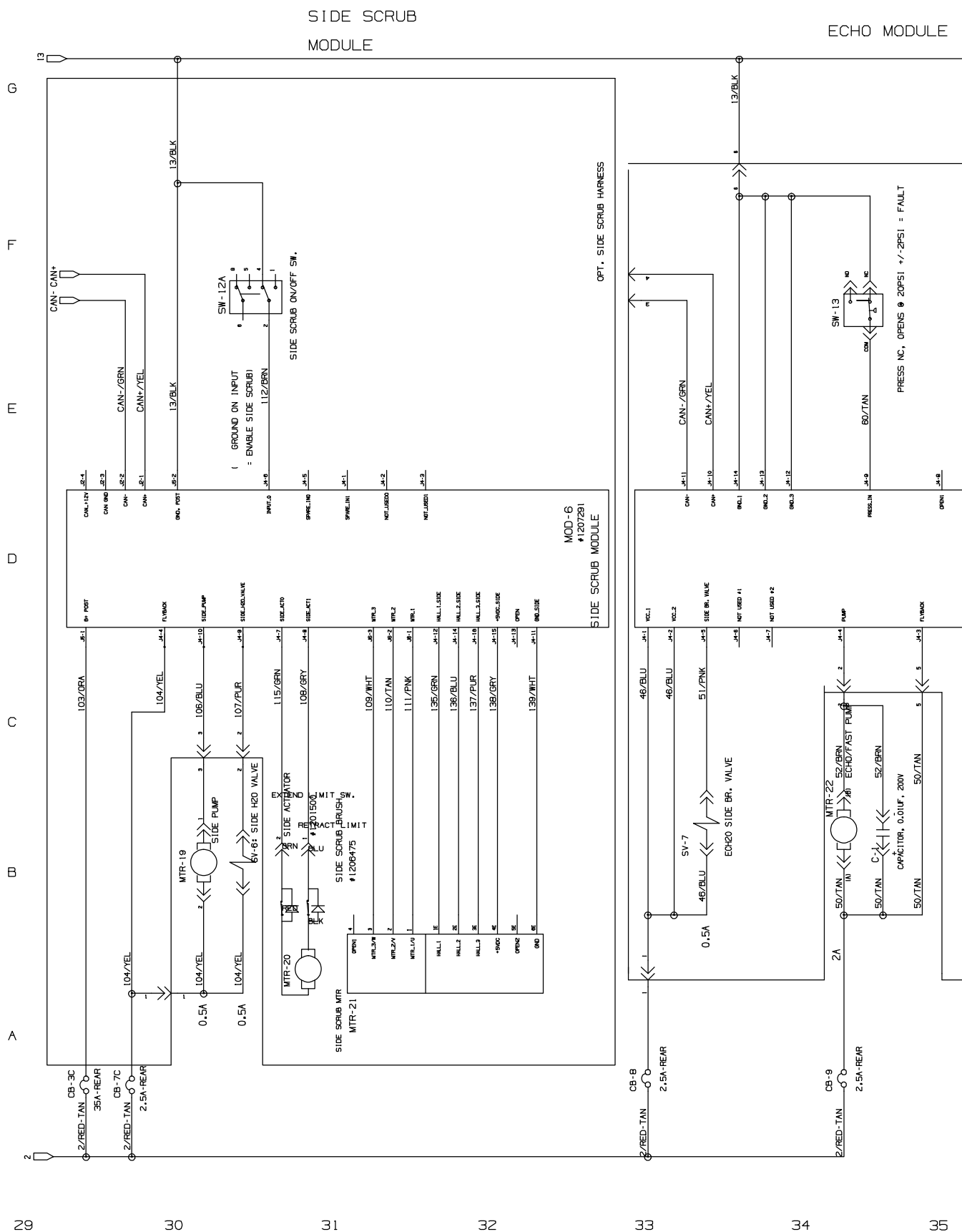
T17 9020166 (4-2016)



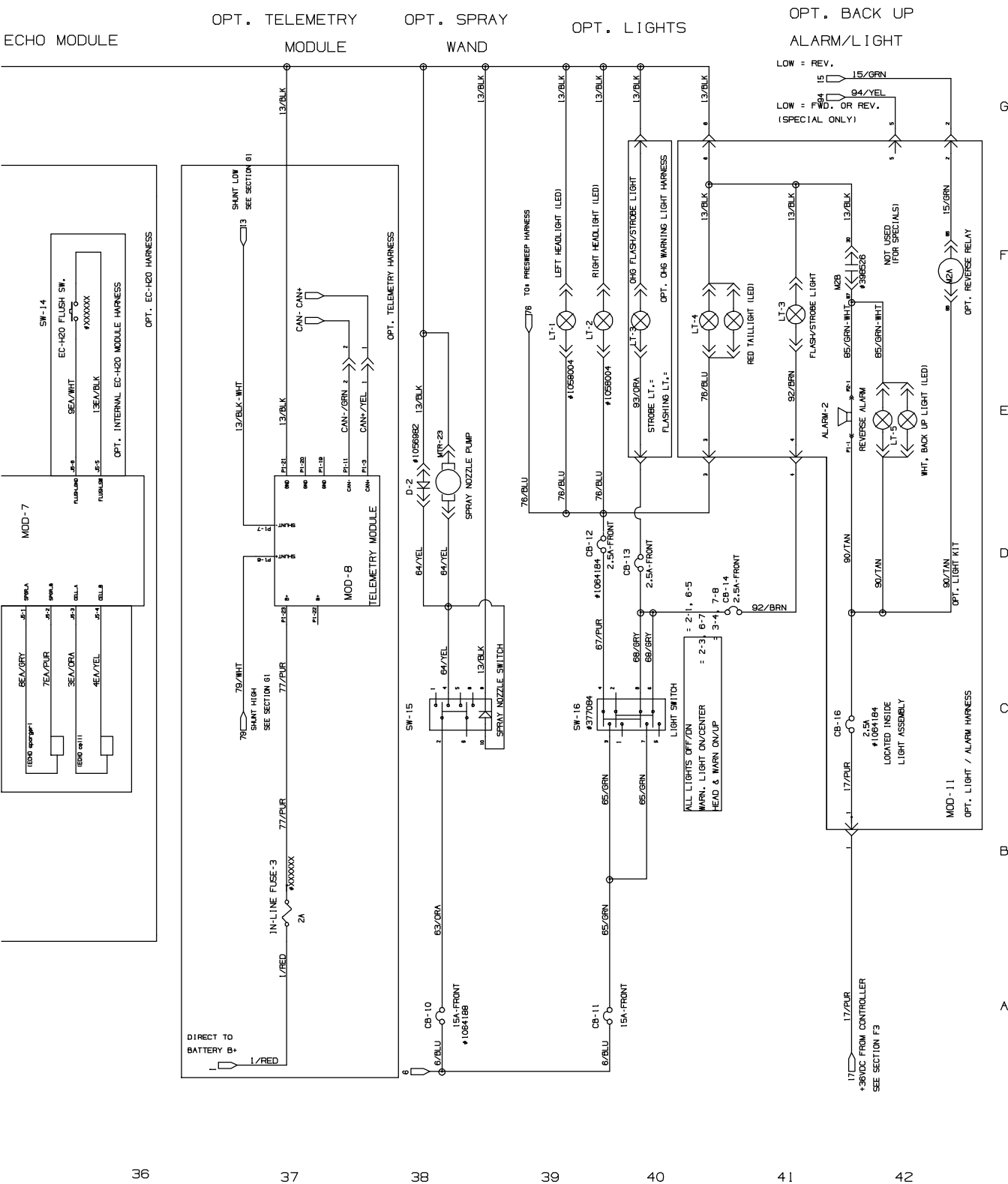
**Fig. 32 – Electrical Schematic (000000–010999)**



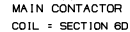
356516 – 1074089  
T17 9020166 (4-2016)



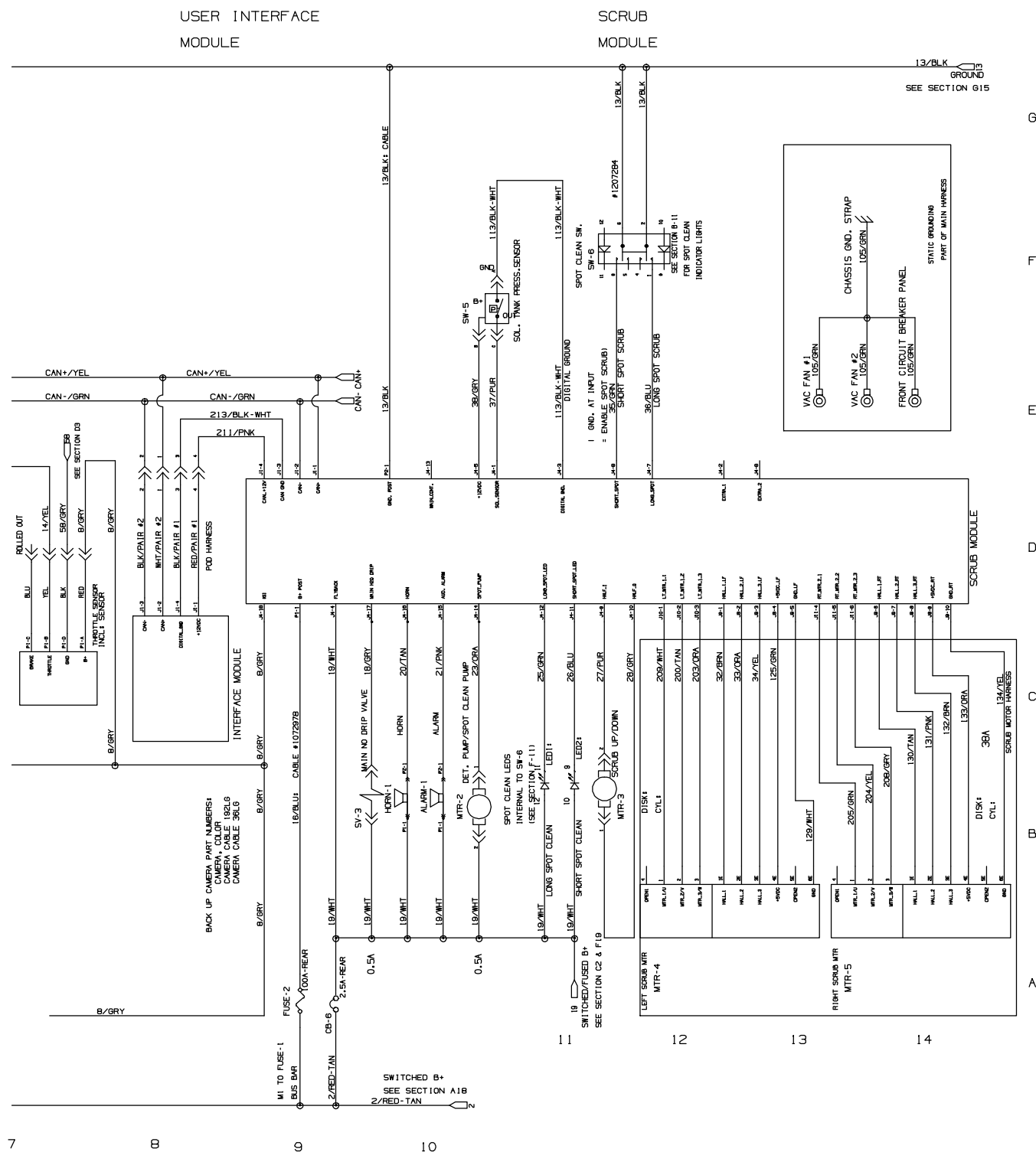
**Fig. 32 – Electrical Schematic (000000–010999)**



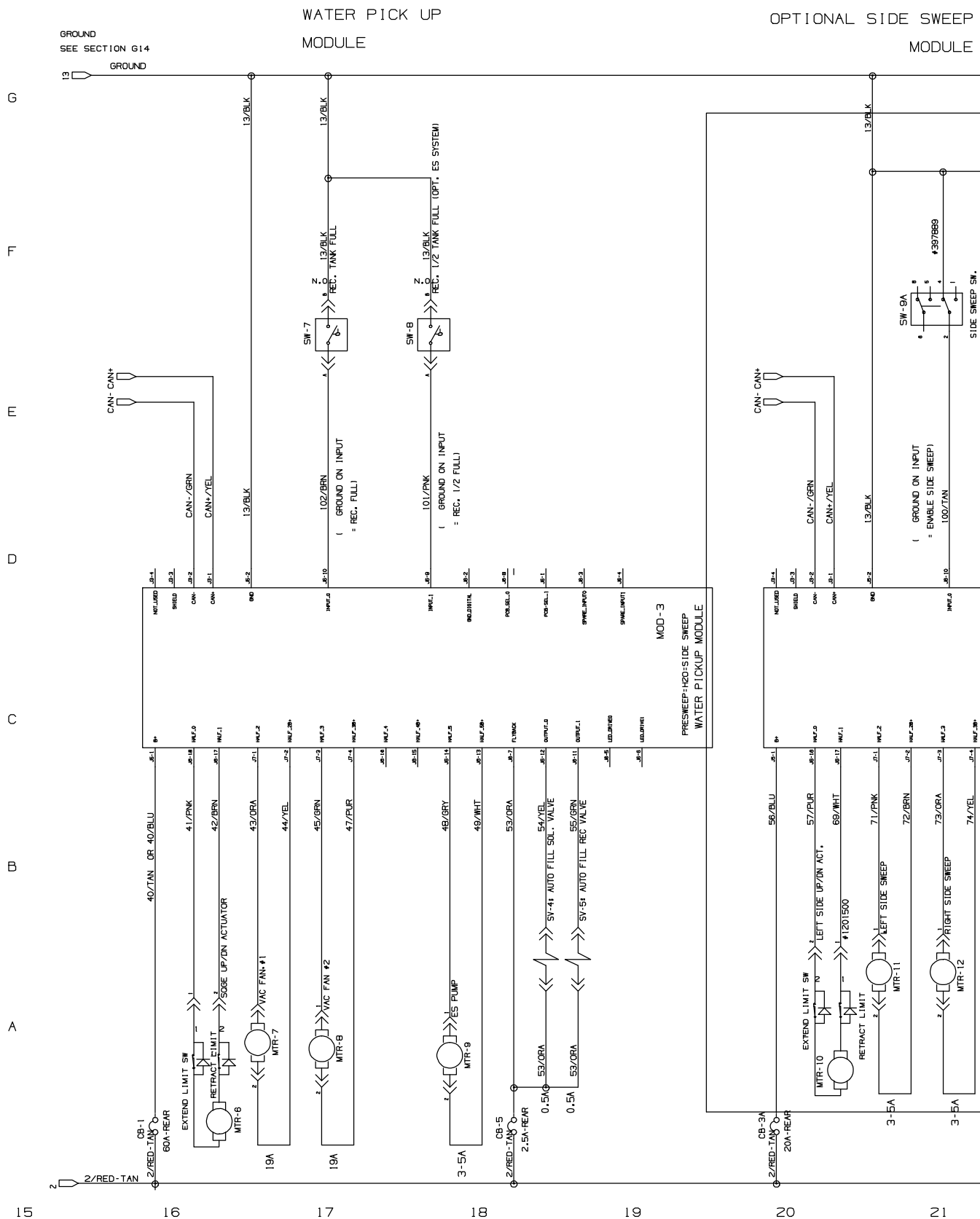
---

T17 9020166 (12-2016)

### Fig. 33 – Electrical Schematic (011000–012999)

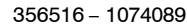


356516 – 1074089  
T17 9020166 (4-2016)

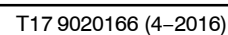




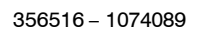
**2-75**



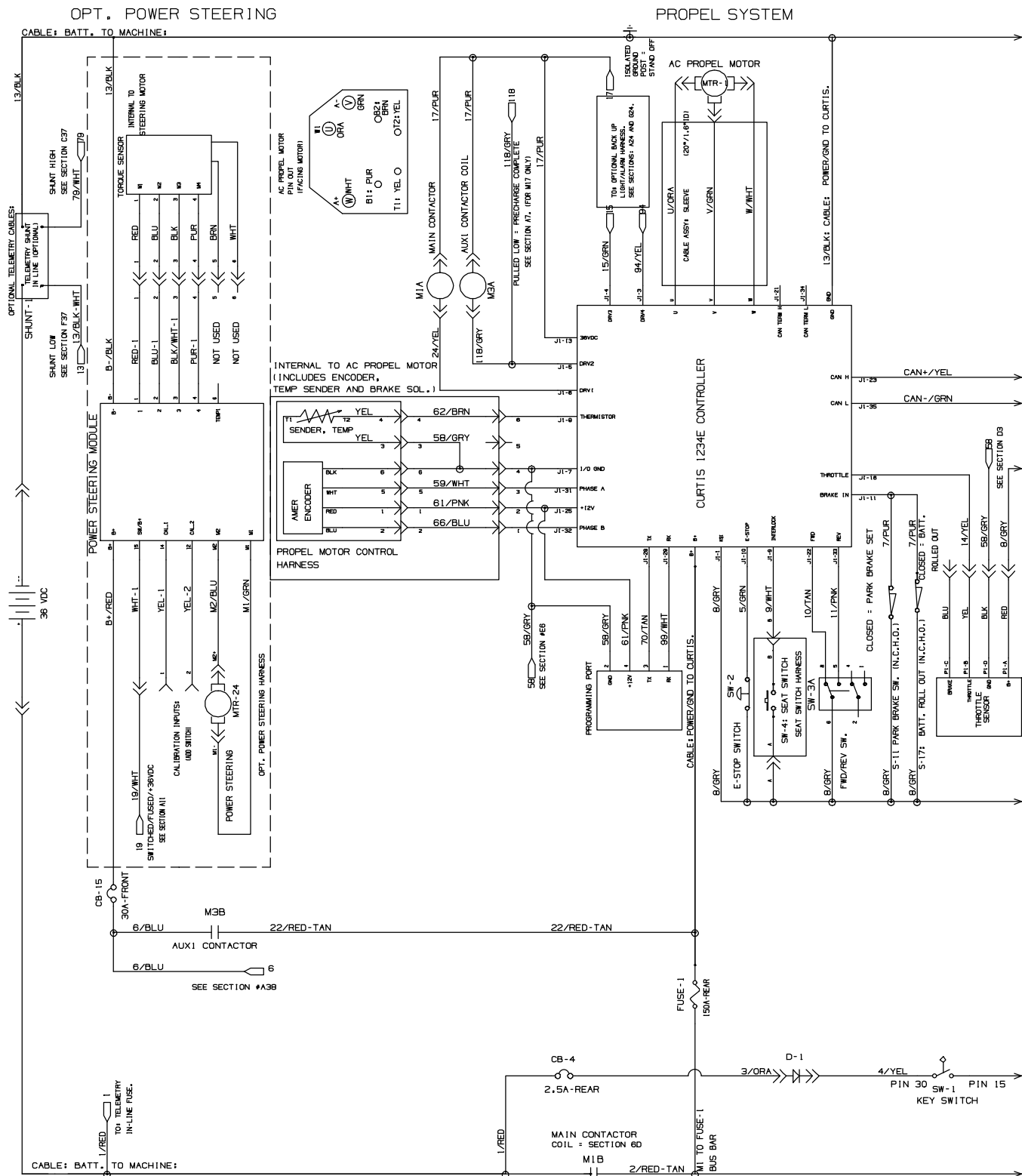
ECHO MODULE



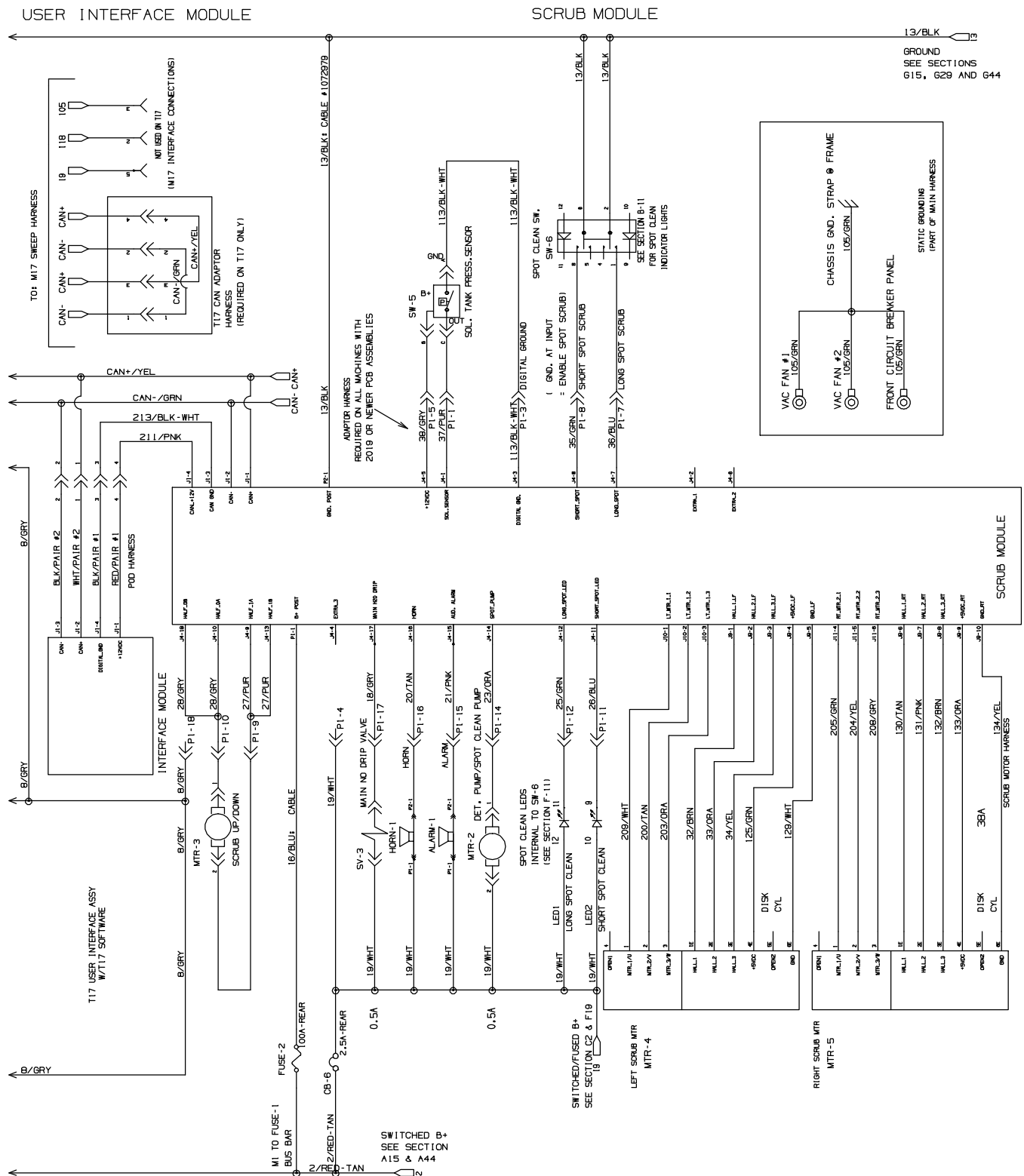
**2-77**



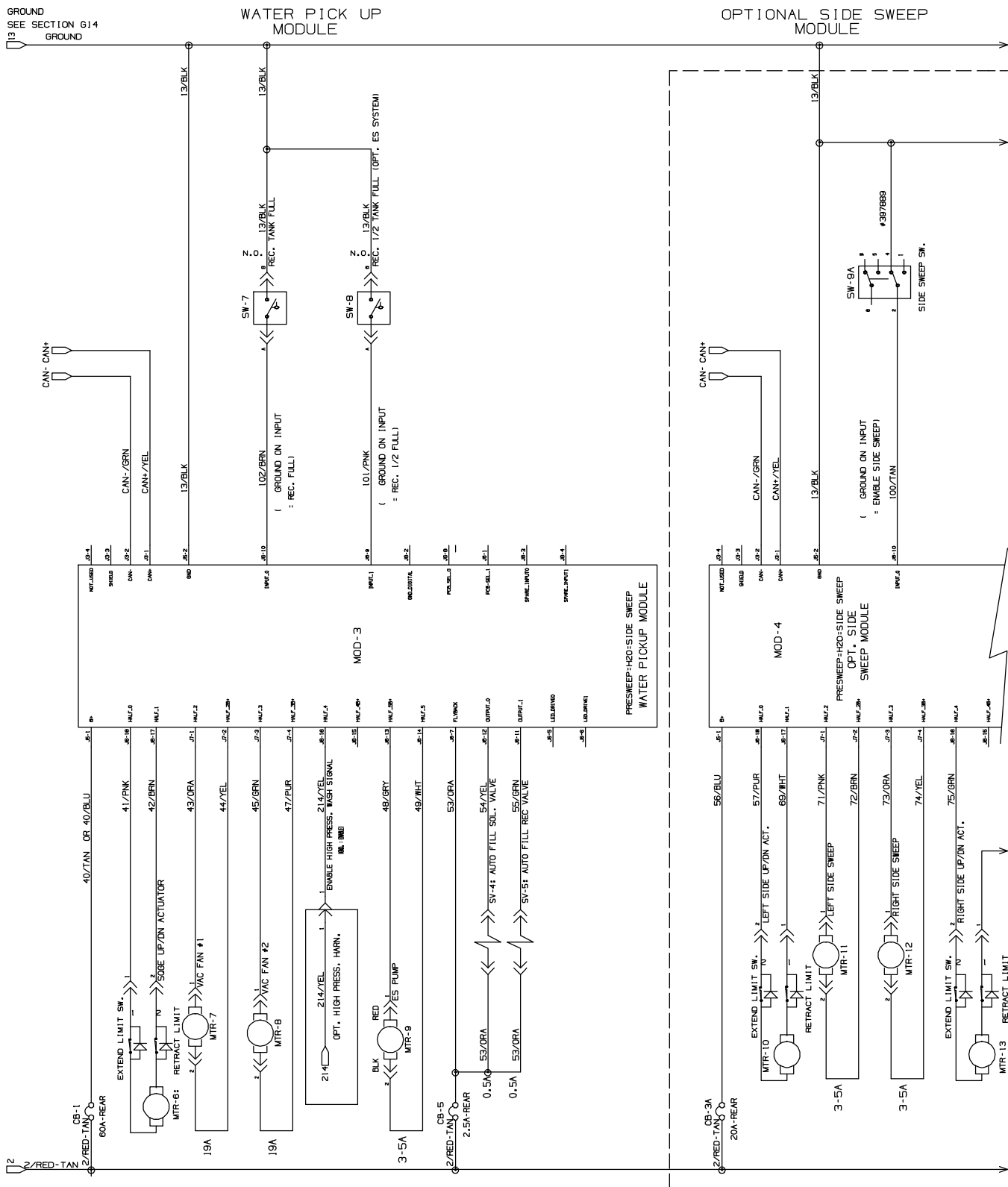
**Fig. 34 – Electrical Schematic (013000– )**

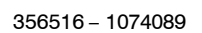


**Fig. 34 – Electrical Schematic (013000– )**

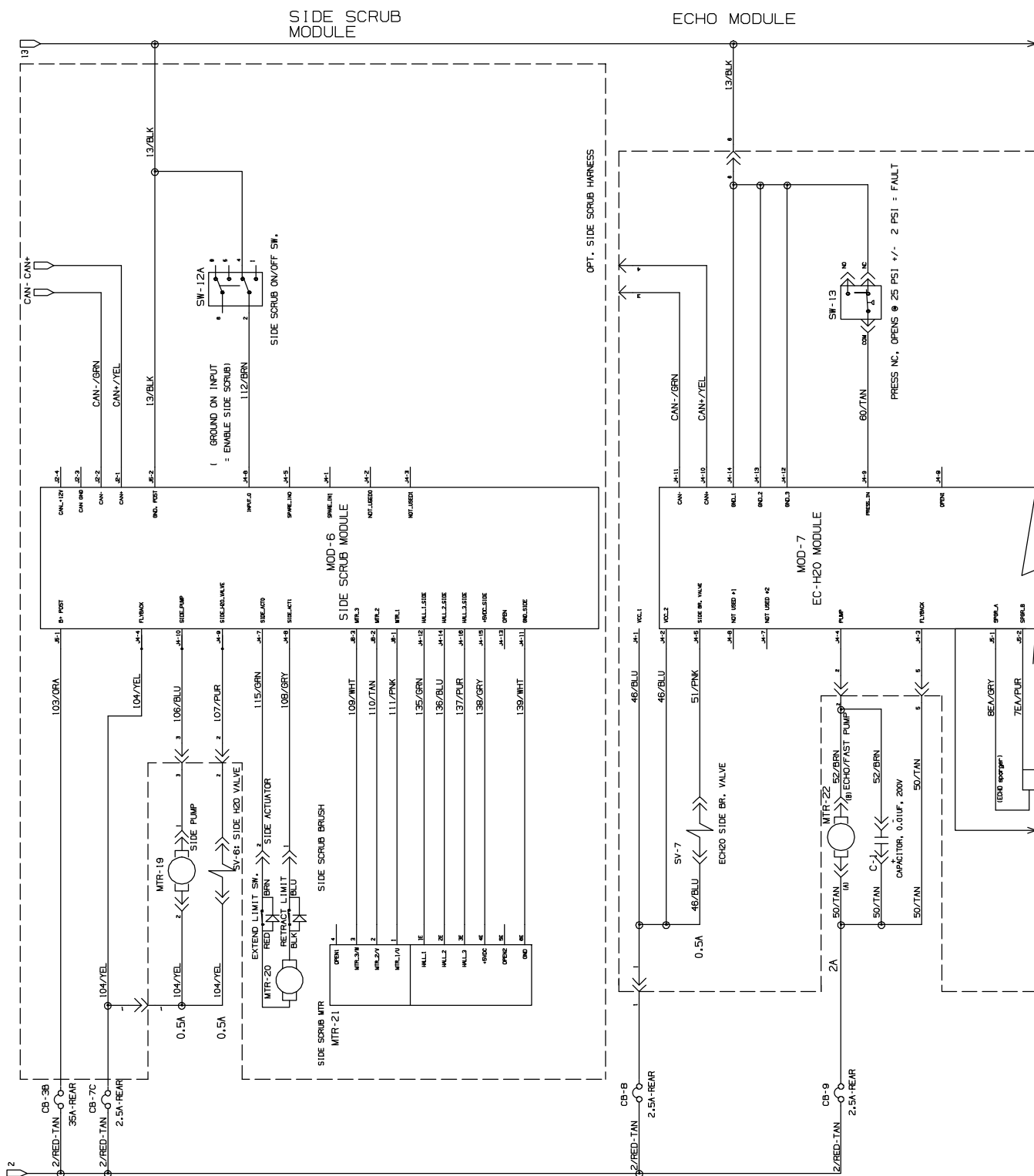


**Fig. 34 – Electrical Schematic (013000– )**



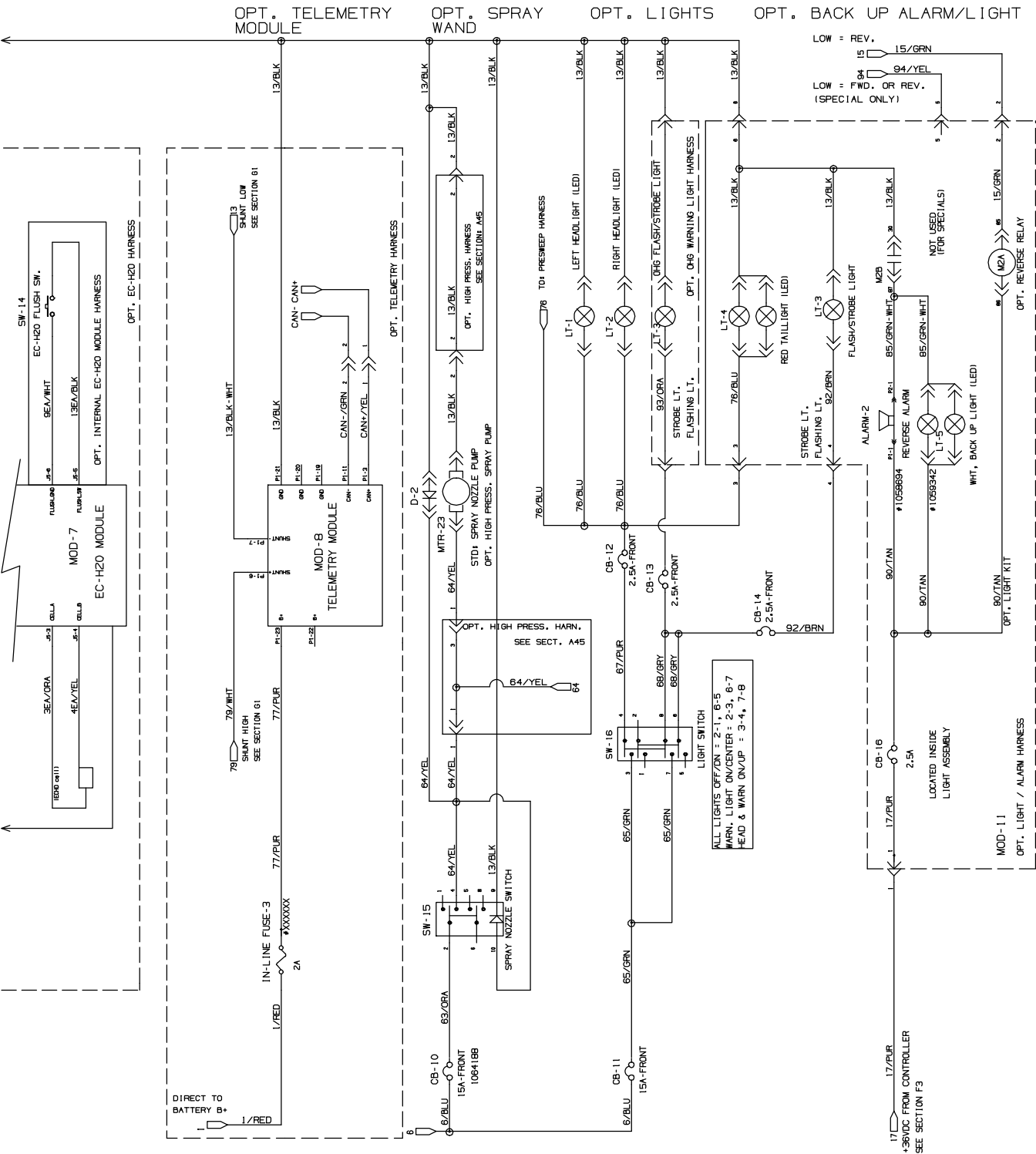


**Fig. 34 – Electrical Schematic (013000– )**

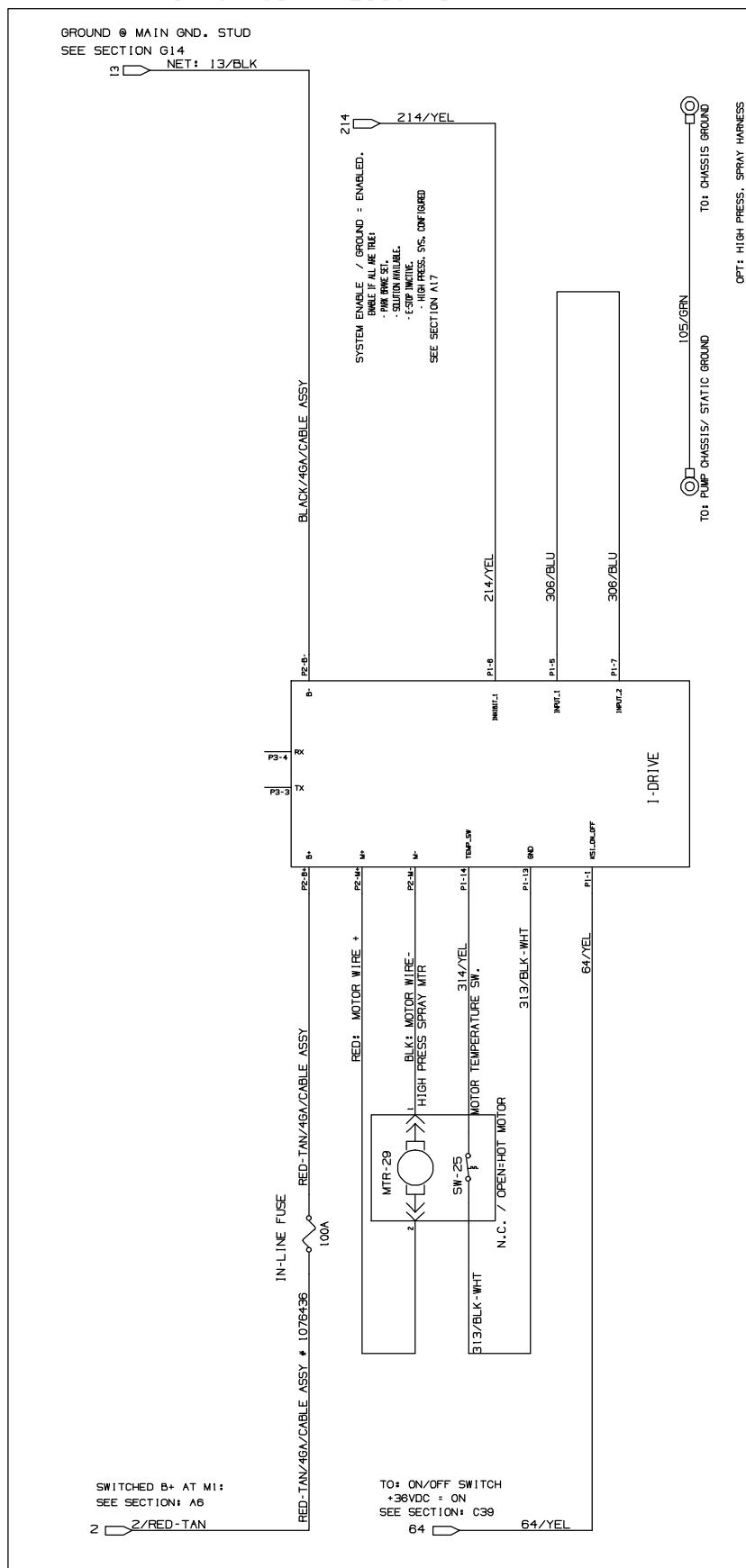




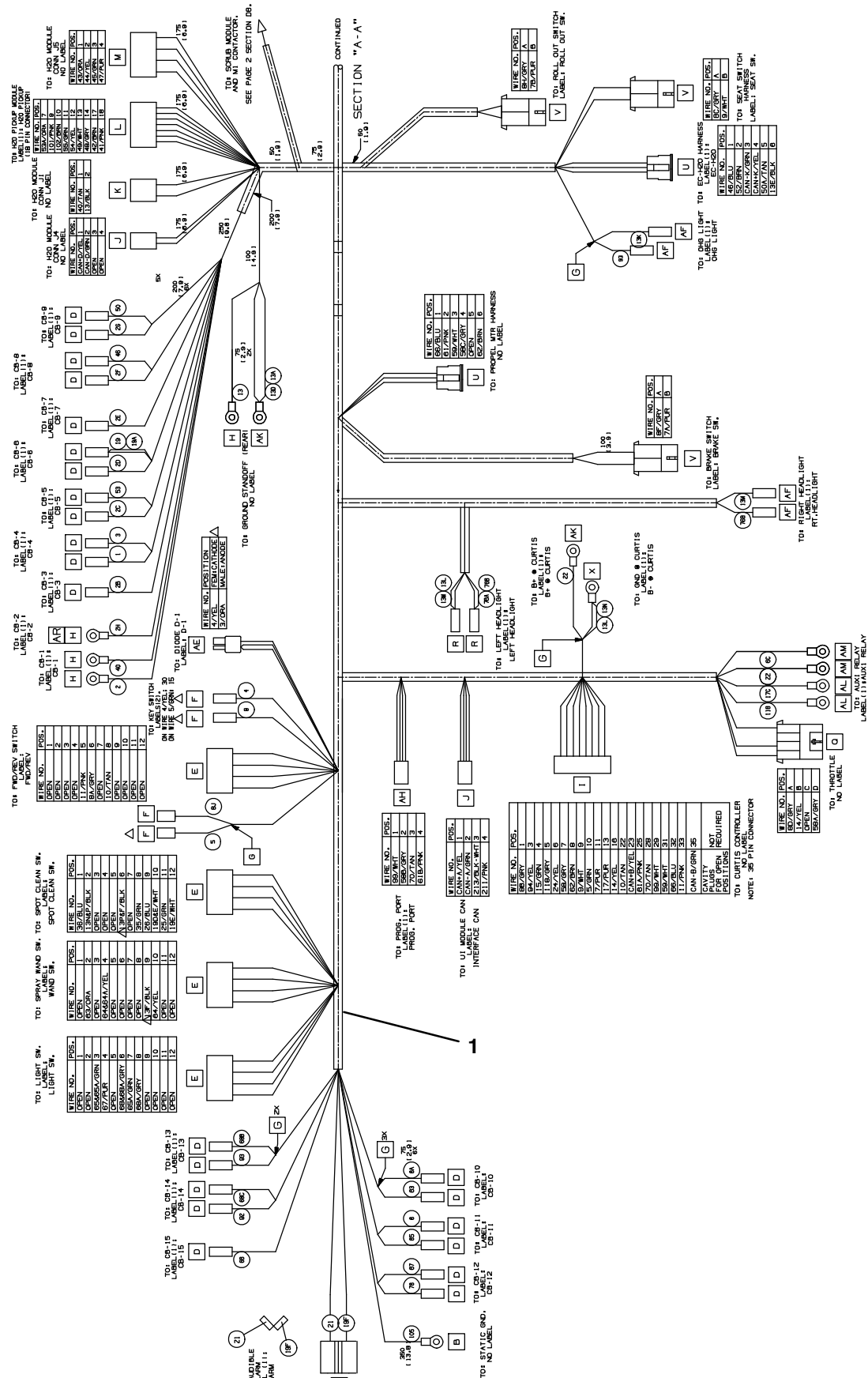
**Fig. 34 – Electrical Schematic (013000- )**



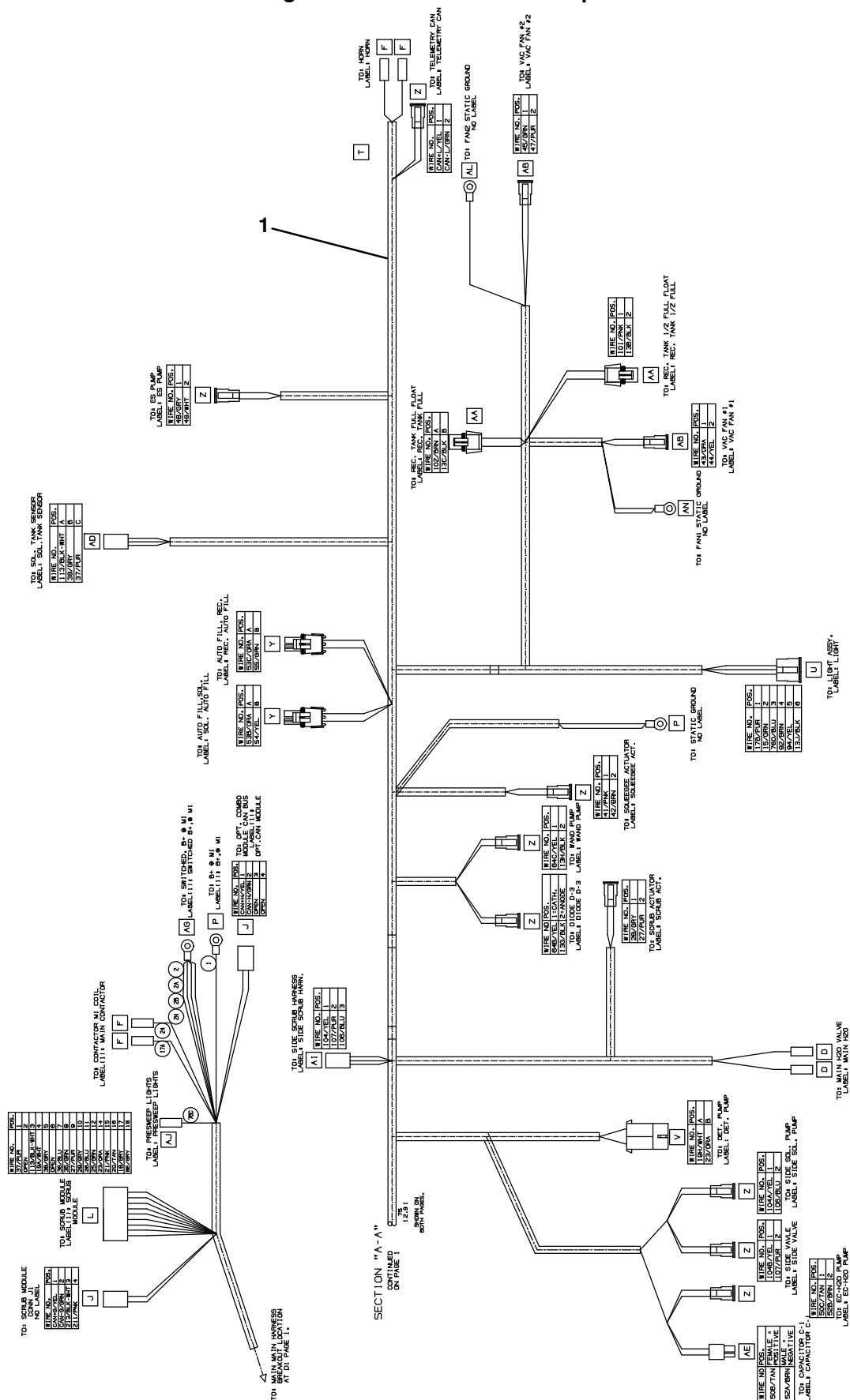
**Fig. 34 – Electrical Schematic (013000– )**  
 OPT. HIGH PRESS. SPRAY



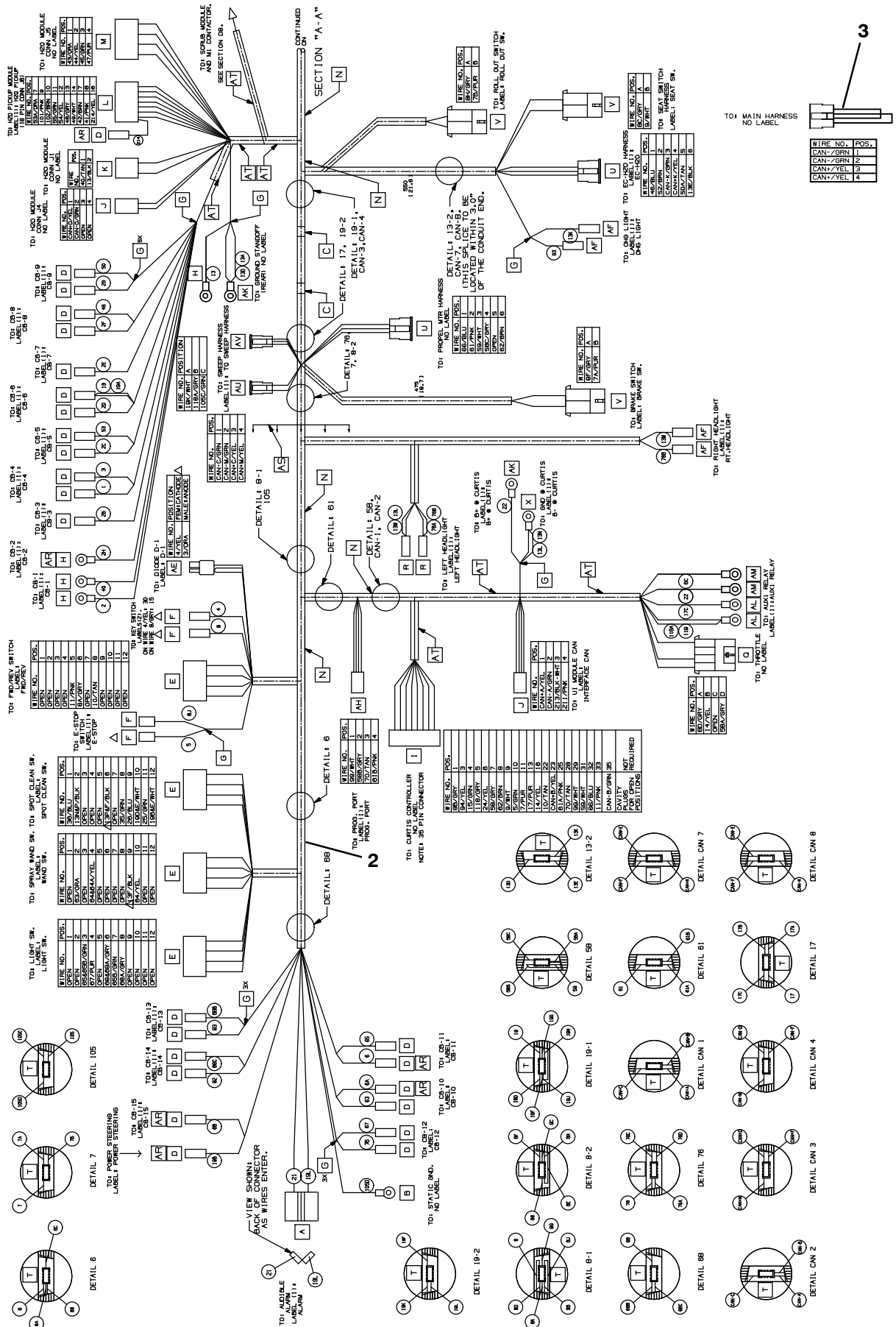
### Fig. 35 – Wire Harnesses Group



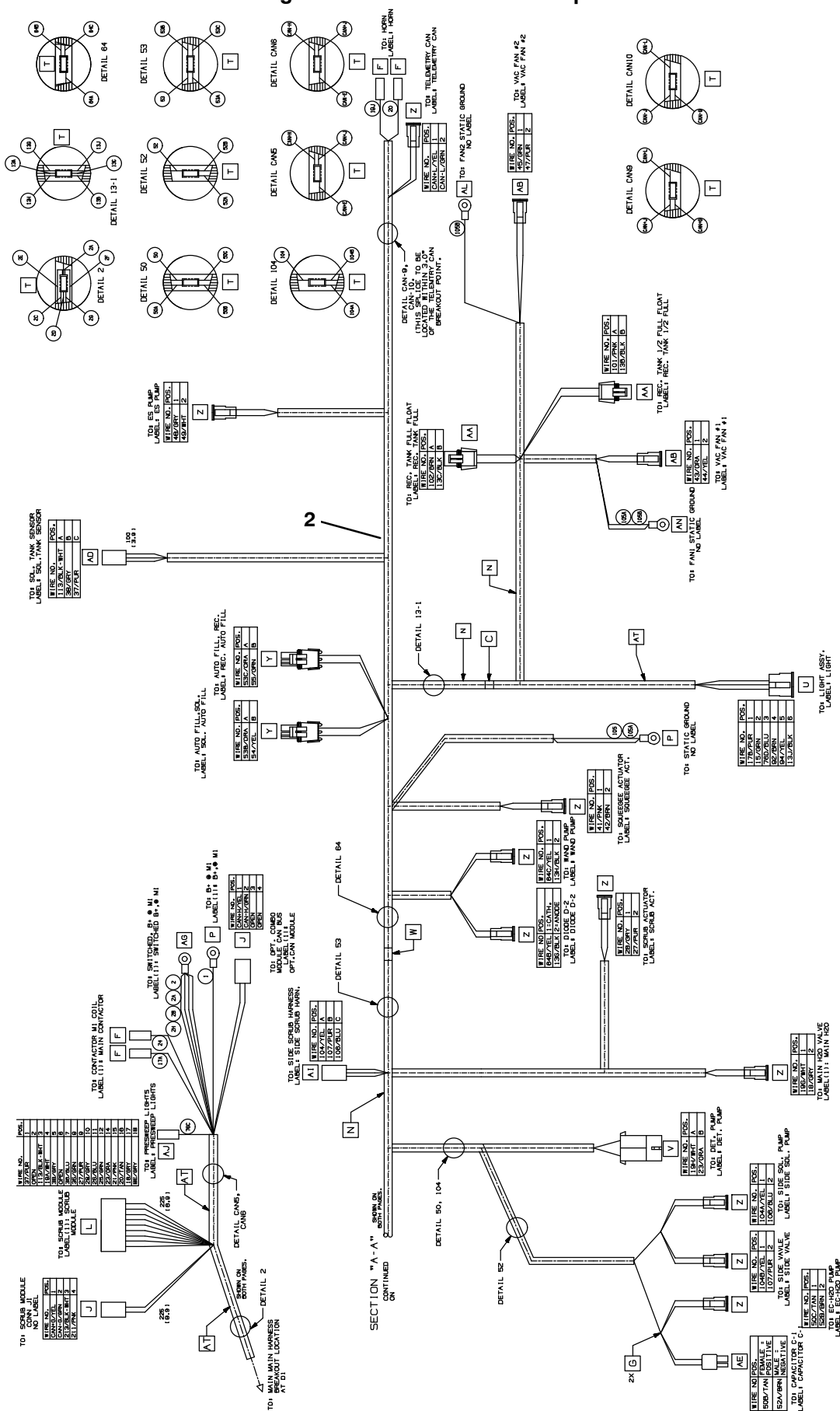
T17 9020166 (5-2014)



### Fig. 35 – Wire Harnesses Group



T17 9020166 (3-2019)



**Fig. 35 – Wire Harnesses Group**

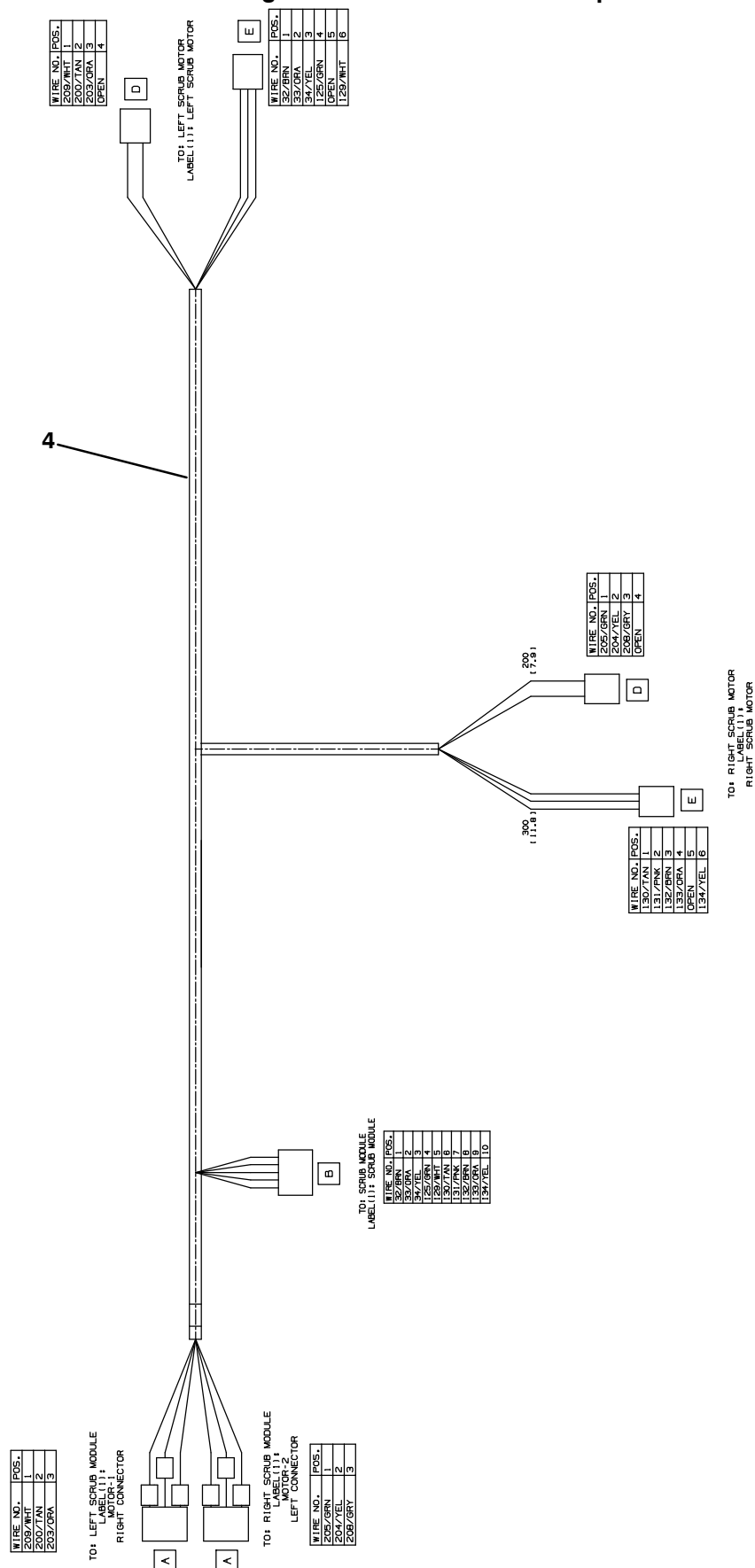
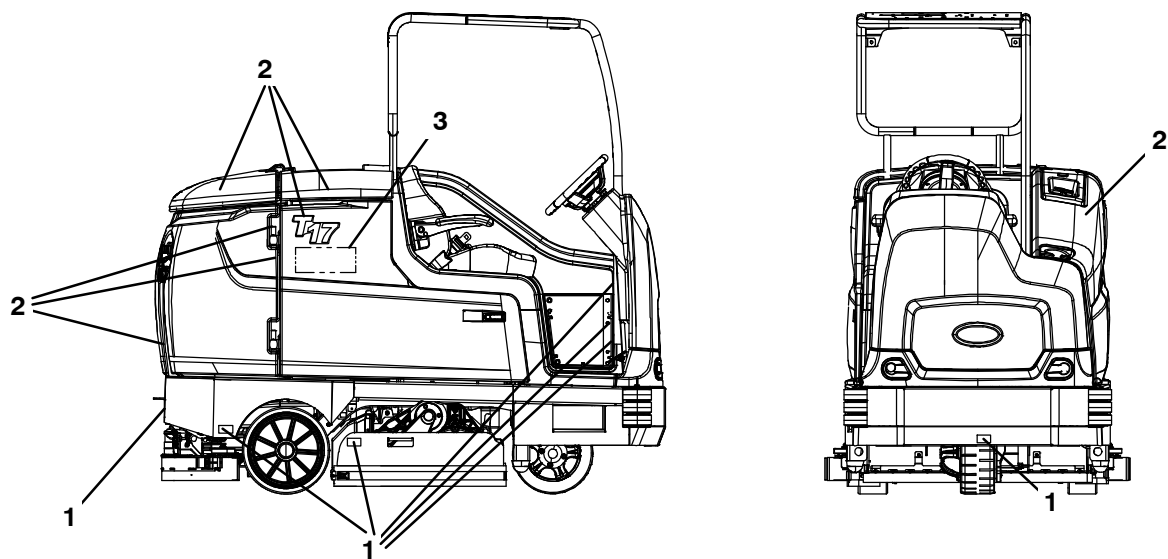


Fig. 35 – Wire Harnesses Group

Ref.	Part No.	Serial Number	Description	Qty.
1	9014994	(000000–010999 )	Harness Kit, Main, Afmkt [T17]	1
2	1076435	(011000– )	Harness, Ele, Main	1
3	1074604	(011000– )	Harness, Ele [Can Adaptor, T17]	1
4	1074103	(000000– )	Harness, Ele, Scrub motors [T17, Ferrite]	1



Fig. 36 – Label Group



356511

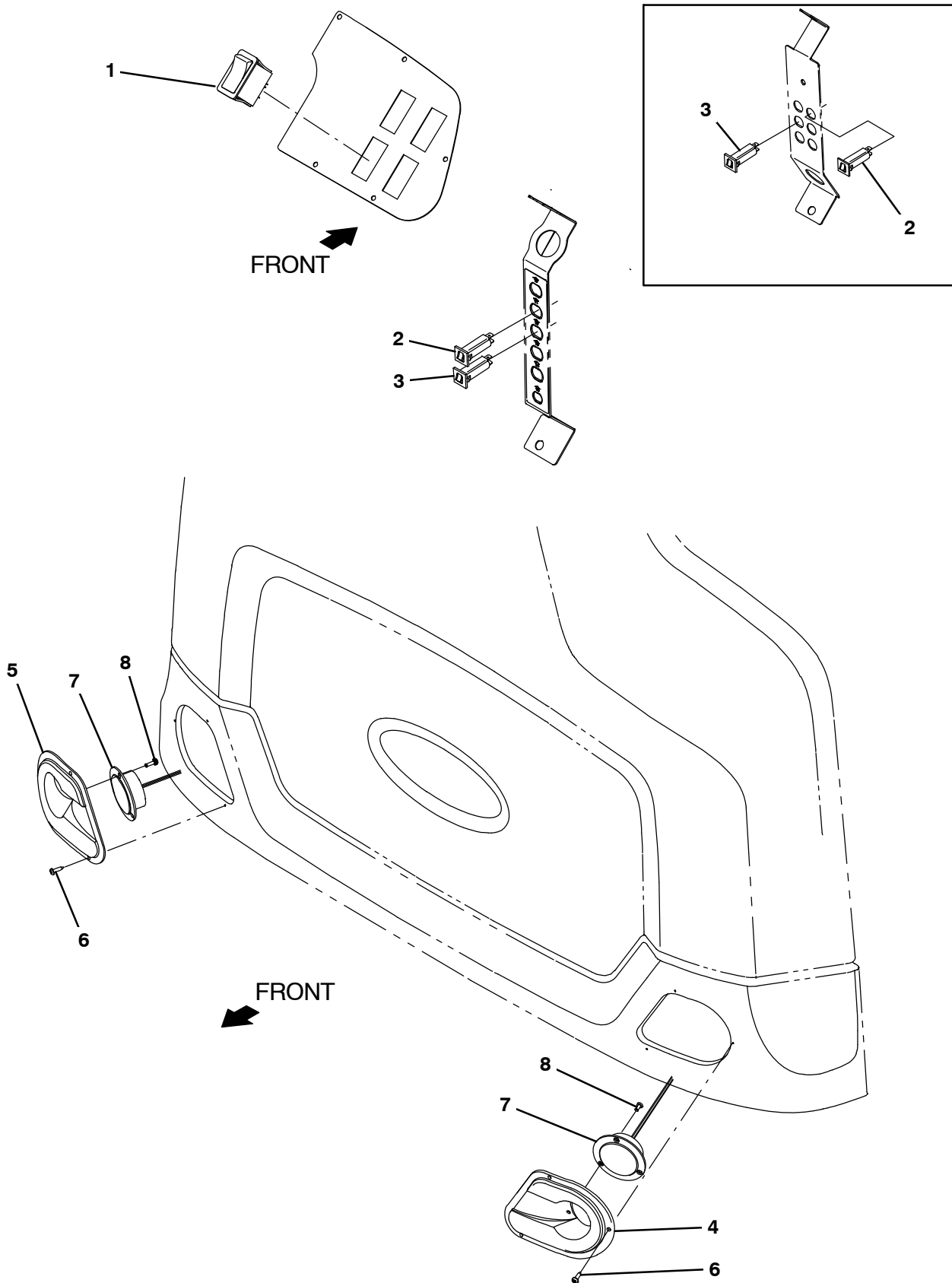
Ref.	Part No.	Serial Number	Description	Qty.
1	1212663	(000000– )	Label Set, Info/Hzrd Vinyl [T17]	1
1	1213434	(000000– )	Label Set, Info/Hzrd Vinyl TJ [T17] (Japan Only)	1
2	1225464	(000000– )	Label Kit, Info/Hzrd Pyc [T17/M17]	1
2	1213435	(000000– )	Label Kit, Info/Hzrd Polycarbonate TJ [T17] (Japan Only)	1
3	1062813	(000000– )	Label, Logo, 12.3l 4color [Ec–H2o]	2
3	1065343	(000000– )	Label, Logo, 05.75l 2color [Es]	2



# SECTION 3

Contents	Page	Contents	Page
Fig. 1 – Headlight Group .....	3-2	Fig. 39 – Battery Slide Out Group .....	3-80
Fig. 2 – Strobe Light and Backup Alarm Kit .....	3-4	Fig. 40 – Battery and Charger Group, 510AH ..	3-82
Fig. 3 – Strobe Light Kit, Overhead Guard .....	3-6	Fig. 41 – Battery and Charger Group, 750AH ..	3-84
Fig. 4 – Overhead Guard Group .....	3-8	Fig. 42 – Battery and Charger Group, 930AH ..	3-86
Fig. 5 – Power Steering Group (000000–010999)3-10		Fig. 43 – Battery and Charger Group, 930AH, Opportunity Charging .....	3-88
Fig. 6 – Power Steering Group (011000– ) 3-12		Fig. 44 – Ramp Climb Counter Weight Group ..	3-89
Fig. 7 – Power Steering Wire Harness Group ..	3-14	Fig. 45 – Fuel Cell Group (013000– ) .....	3-90
Fig. 8 – Scrubbing Side Brush Lift Group .....	3-16	Fig. 46 – Pressure Washer Wand and Cover Group (013000– ) .....	3-92
Fig. 9 – Scrubbing Side Brush Motor and Squeegee Group .....	3-18	Fig. 47 – Pressure Washer Solution Supply Group (013000– ) .....	3-94
Fig. 10 – Scrubbing Side Brush Mount Group ..	3-20	Fig. 48 – Pressure Washer Electrical Group (013000– ) .....	3-96
Fig. 11 – Scrubbing Side Brush Solution Supply Group .....	3-22	Fig. 49 – Pressure Washer Electrical Wire Harness Group (013000– ) .....	3-97
Fig. 12 – Scrubbing Side Brush Electrical Group	3-24	Fig. 50 – Transport Group .....	3-98
Fig. 13 – Scrubbing Side Brush Wire Harness Group .....	3-26	Fig. 51 – Fire Extinguisher Kit .....	3-99
Fig. 14 – Sweeping Side Brush Drive Motor Group, Right Side .....	3-28	Fig. 52 – Battery Quick Disconnect Group (013000– ) .....	3-100
Fig. 15 – Sweeping Side Brush Lift Group, Right Side .....	3-30	Fig. 53 – Extended Operation Station Group (013000– ) .....	3-101
Fig. 16 – Sweeping Side Brush Drive Motor Group, Left Side .....	3-32	Fig. 54 – Documentation Group .....	3-102
Fig. 17 – Sweeping Side Brush Lift Group, Left Side .....	3-34		
Fig. 18 – Sweeping Side Brush Electrical Group	3-36		
Fig. 19 – Sweeping Side Brush Wire Harness Group .....	3-38		
Fig. 20 – Pre–Sweep Hopper Cover Group ....	3-40		
Fig. 21 – Pre–Sweep Hopper and Vacuum Fan Group .....	3-42		
Fig. 22 – Pre–Sweep Brush Drive Group .....	3-44		
Fig. 23 – Pre–Sweep Brush Idler Group .....	3-46		
Fig. 24 – Pre–Sweep Side Brush Group .....	3-48		
Fig. 25 – Pre–Sweep Electrical Group .....	3-50		
Fig. 26 – Pre–Sweep Wire Harnesses Group ...	3-52		
Fig. 27 – Auto Fill Group .....	3-56		
Fig. 28 – ES Auto Fill Group .....	3-58		
Fig. 29 – ES Pump Group .....	3-60		
Fig. 30 – ES Detergent Metering / Severe Environment Group .....	3-62		
Fig. 31 – ec–H2O Solution Pump Group .....	3-64		
Fig. 32 – ec–H2O solution Supply Group, Side Brush .....	3-66		
Fig. 33 – ec–H2O Wire Harness Group .....	3-68		
Fig. 34 – Spray Nozzle Group .....	3-70		
Fig. 35 – Vacuum Wand Kit .....	3-72		
Fig. 36 – Squeegee Guard Group .....	3-74		
Fig. 37 – Positive Solution Control Drain Group	3-76		
Fig. 38 – Telemetry Group .....	3-78		

Fig. 1 – Headlight Group



**Fig. 1 – Headlight Group**

<b>Ref.</b>	<b>Part No.</b>	<b>Serial Number</b>	<b>Description</b>	<b>Qty.</b>
1	377084	(000000–	) Switch, Rocker, Prgrsv	1
2	1064188	(000000–	) Circuitbreaker, 15.0a, Resetable	1
3	1064184	(000000–	) Circuitbreaker, 02.5a, Resetable	1
4	1202870	(000000–	) Bezel, Headlight, Lh [W/Inserts]	1
5	1202892	(000000–	) Bezel, Headlight, Rh [W/Inserts]	1
6	140825	(000000–	) Screw, Pan, Phl, 06 X 0.50, Fmg/Ab, Blk	6
7	9008182	(000000–	) Light Assy, Pre–Sweep, Afmkt	2
8	06920	(000000–	) Screw, Pan, Phl, M3 X 0.50 X 10, 4.8	6

Fig. 2 – Strobe Light and Backup Alarm Kit

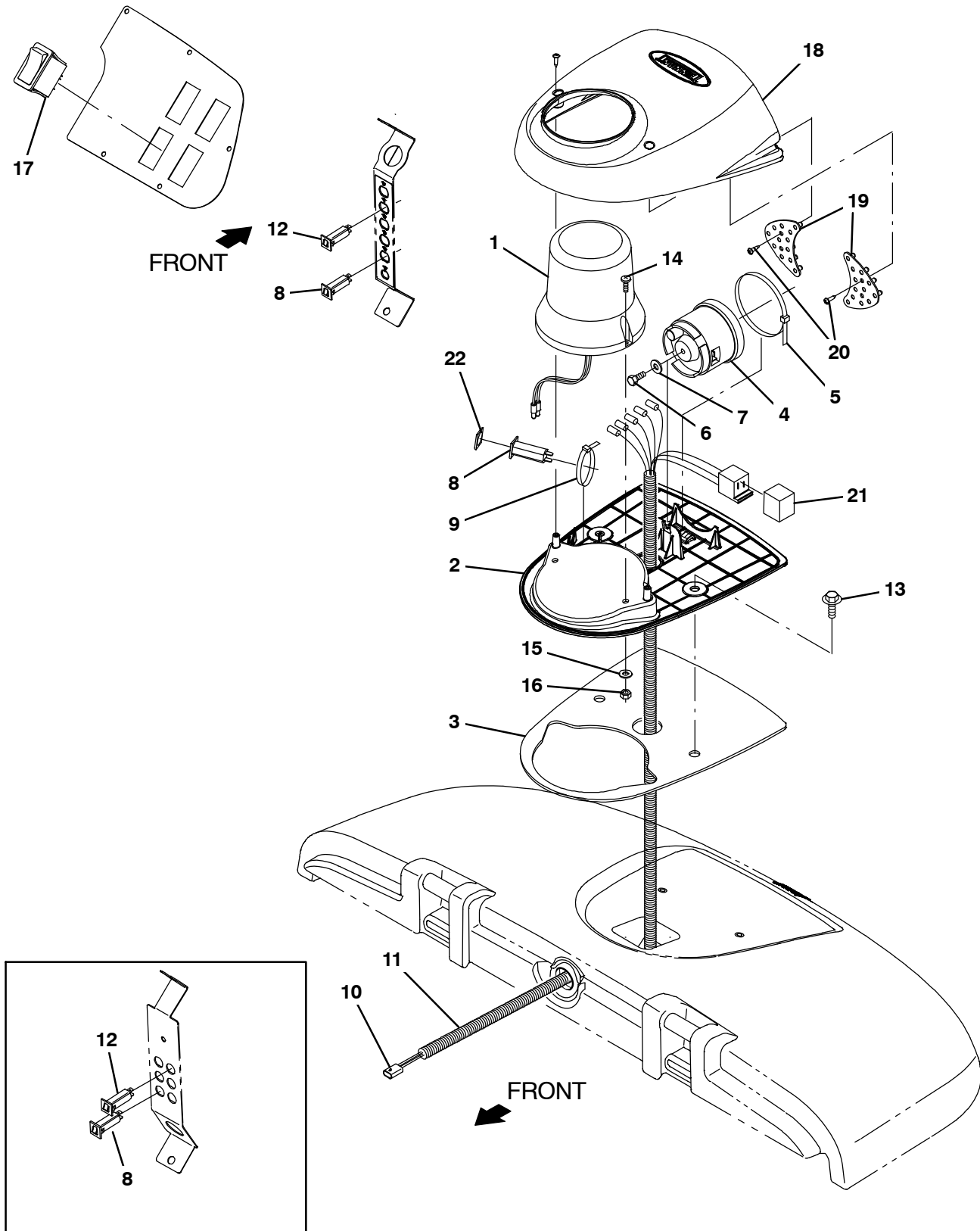
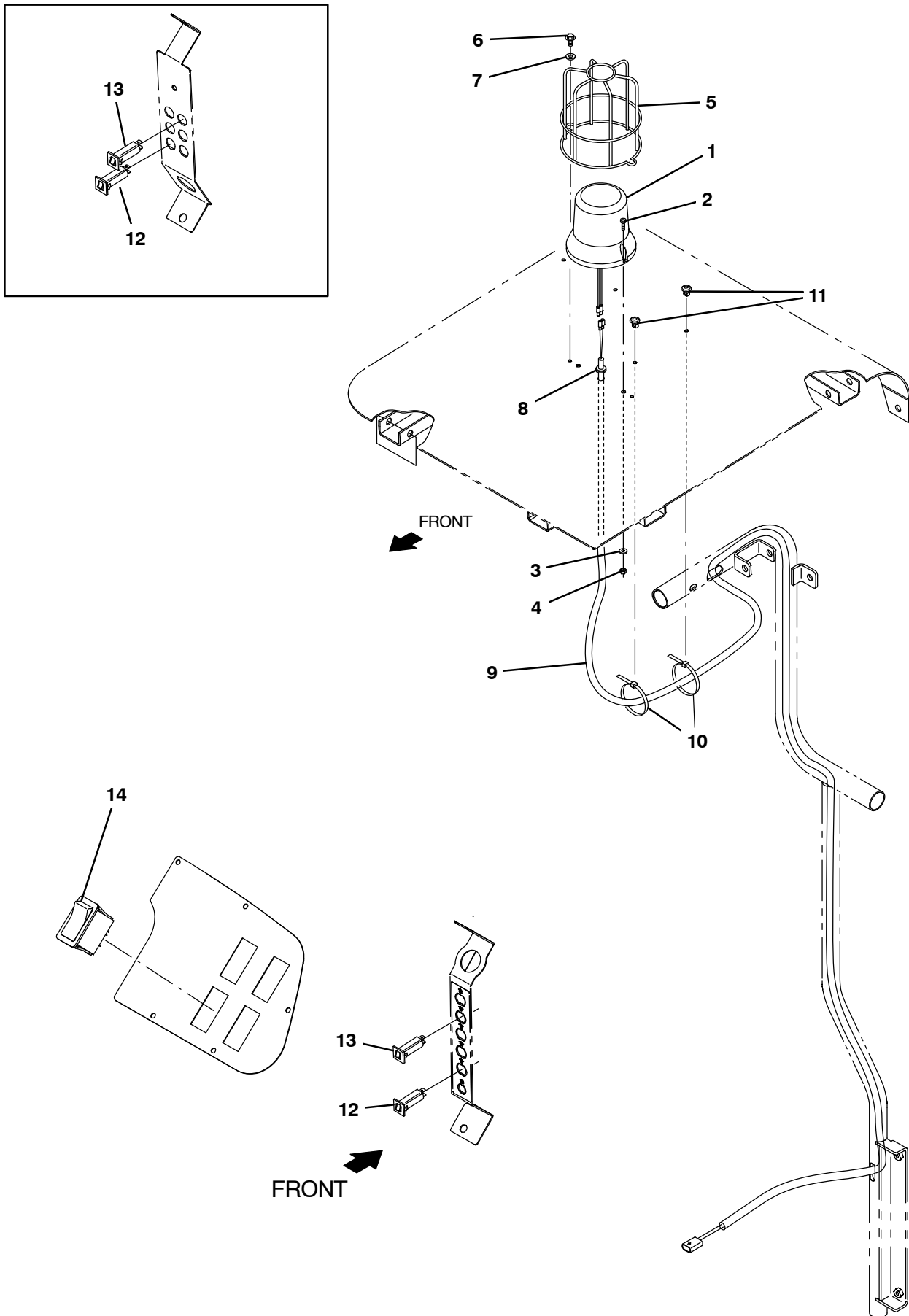


Fig. 2 – Strobe Light and Backup Alarm Kit

	Ref.	Part No.	Serial Number	Description	Qty.
▽		9020109	(000000–	) Light Kit, Strobe, Module CI [T17]	1
▲	1	1075296	(000000–	) Light, Flsh, 12Vdc, Amb, Rwk	1
▲	2	1059938	(000000–	) Base, Module, Light	1
▲	3	1063263	(000000–	) Gasket, Base, Module	1
▲	4	1058694	(000000–	) Alarm, Backup, 12–48vdc, Adj	1
▲	5	49263	(000000–	) Tie, Cable, Nyl, 11.4l .19w 3.0 Max D	1
▲	6	19315	(000000–	) Screw, Hex, .25–20 X 0.50, G5	1
▲	7	32483	(000000–	) Washer, Flat, 0.25, Sae	1
▲	8	1064184	(000000–	) Circuitbreaker, 02.5a, Resetable	2
▲	9	49266	(000000–	) Tie, Cable, Nyl, 07.3l .19w 1.8 Max D	1
▲	10	1056979	(000000–	) Harness, Wire, Alarm / Light [T16]	1
▲	11	48258	(000000–	) Sleeve, Vyl, Flex, .23ld	1
▲	12	1064188	(000000–	) Circuitbreaker, 15.0a, Resetable	1
▲	13	1020341	(000000–	) Screw, Hex, M8 X 1.25 X 20, Ss, Sems	2
▲	14	06933	(000000–	) Screw, Pan, Phl, M5 X 0.80 X 16, 4.8	2
▲	15	19066	(000000–	) Washer, Flat, 0.25b 0.56d .05, Pl, 10	2
▲	16	06549	(000000–	) Nut, Hex, Lock, M5 X 0.80, NI	2
▲	17	377084	(000000–	) Switch, Rocker, Prgrsv	1
▲	18	1062106	(000000–	) Cover, Module, Light	1
▲	19	1059342	(000000–	) Light Assy, Led	1
▲	20	222267	(000000–	) Screw, Pan, Phl, 06–20 X 0.50, Fmg/Ab	6
▲	21	398526	(000000–	) Relay, 36Vdc, 005A, Spdt No [Greenwich]	1
▲	22	1064191	(000000–	) Boot, Circuitbreaker	1

Fig. 3 – Strobe Light Kit, Overhead Guard





**Fig. 3 – Strobe Light Kit, Overhead Guard**

	Ref.	Part No.	Serial Number	Description	Qty.
▽		9020107	(000000–	) Light Kit, Strobe, Ohg, Ci [T17]	1
▲	1	1075296	(000000–	) Light, Flsh, 12Vdc, Amb, Rwk	1
▲	2	06933	(000000–	) Screw, Pan, Phl, M5 X 0.80 X 16, 4.8	2
▲	3	19066	(000000–	) Washer, Flat, 0.25b 0.56d .05, Pl, 10	2
▲	4	06549	(000000–	) Nut, Hex, Lock, M5 X 0.80, NI	2
▲	5	1039392	(000000–	) Guard, Light, Revl / Strobe	1
▲	6	74455	(000000–	) Screw, Hex, M6 X 1.00 X 12, Fmg	2
▲	7	32490	(000000–	) Washer, Flat, 0.25, Std	2
▲	8	10632–2	(000000–	) Grommet, Rbr, 0.62id, F/0.9h, .12 Matl	1
▲	9	1069746	(000000–	) Harness, Ele, Ohg [T12]	1
▲	10	130773	(000000–	) Tie, Cable, Nyl, 11.0l, .14w, 3.0 Max. D	3
▲	11	1071085	(000000–	) Clip, Tie, 0.25d, Plstc	3
▲	12	1064184	(000000–	) Circuitbreaker, 02.5a, Resetable	2
▲	13	1064188	(000000–	) Circuitbreaker, 15a, Resetable	1
▲	14	377084	(000000–	) Switch, Rocker, Prgrsv	1

Fig. 4 – Overhead Guard Group

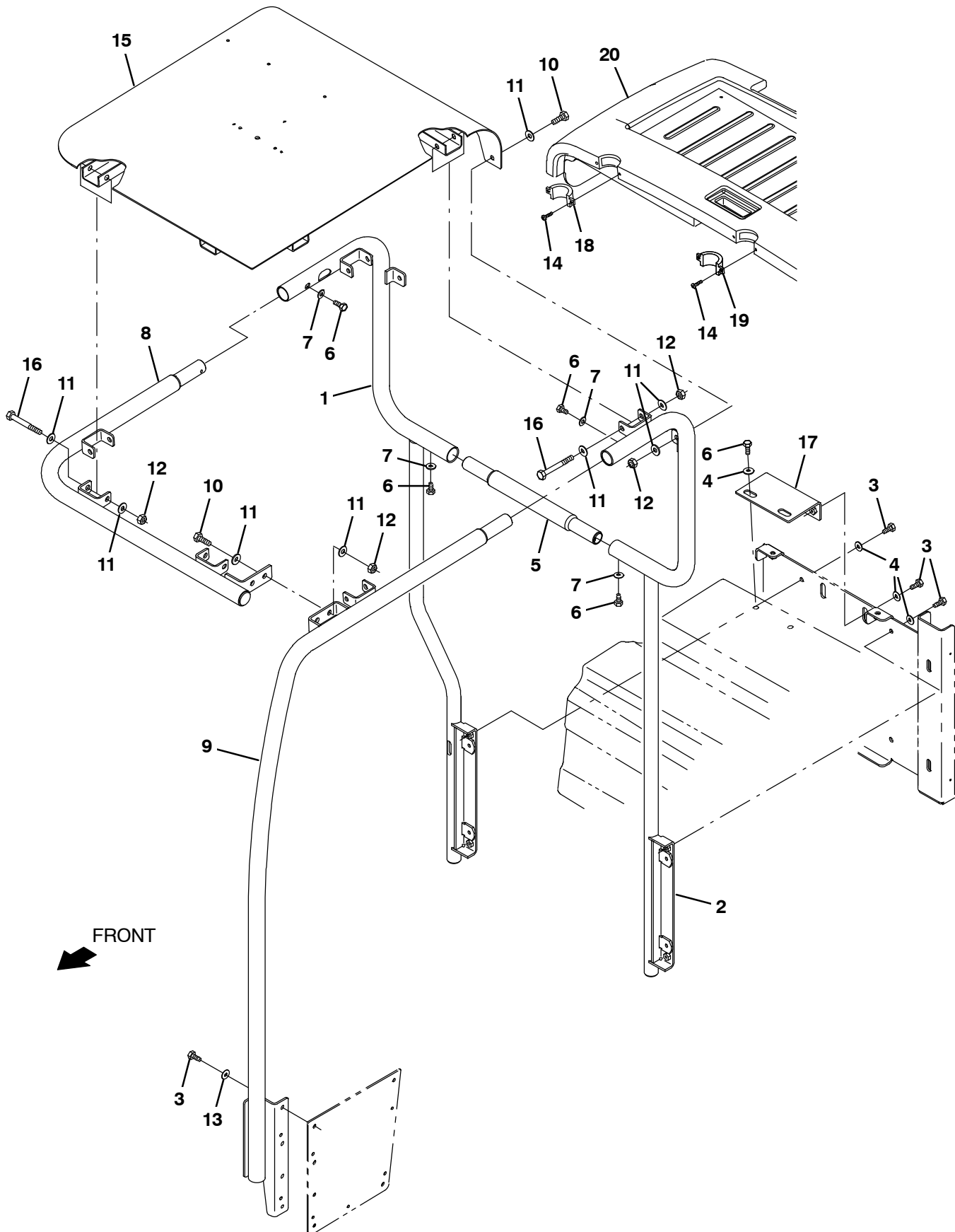
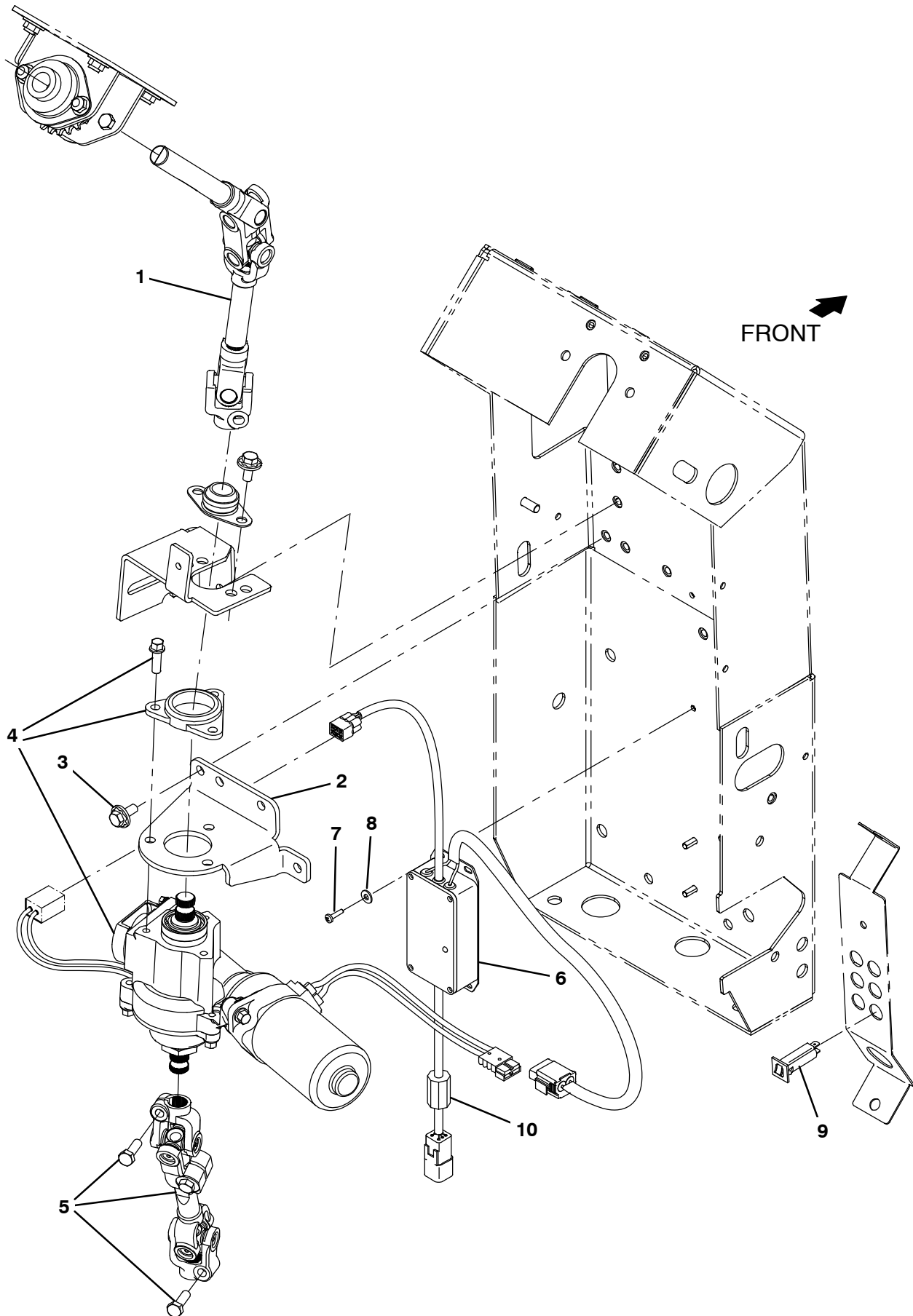


Fig. 4 – Overhead Guard Group

Ref.	Part No.	Serial Number	Description	Qty.
1	1204974	(000000-012999 )	Tube Wldt, Ohg, Rh	1
1	1239312	(013000- )	Tube Wldt, Ohg, Rh	1
2	1204926	(000000-012999 )	Tube Wldt, Ohg, Lh	1
2	1239309	(013000- )	Tube Wldt, Ohg, Lh	1
3	12273	(000000- )	Screw, Hex, M8 X 1.25 X 20, NI, Ss	10
4	1017218	(000000- )	Washer, Flat, 0.32B 1.00D .12, Ss	8
5	1208128	(000000- )	Tube, Ohg, Middle, Rear	1
6	49826	(000000- )	Screw, Hex, M8 X 1.25 X 16, NI, Ss	6
7	39349	(000000- )	Washer, Flat, 0.31, Sae	4
8	1207444	(000000- )	Tube Wldt, Front	1
9	1207725	(000000- )	Tube Wldt, Guard, Lh, Front	1
10	03192	(000000- )	Screw, Hex, M10 X 1.50 X 30, 8.8	4
11	01686	(000000- )	Washer, Flat, 0.44b 1.00d .08, Ss	20
12	41430	(000000- )	Nut, Hex, Lock, M10 X 1.5, NI	10
13	01685	(000000- )	Washer, Flat, 0.38b 0.88d .08, Ss	4
14	1060103	(000000- )	Screw, Pan, Phl, 08-16 X 1.13, F/ Plstc	4
15	1204972	(000000- )	Guard Wldt, Top, Ohg	1
16	03193	(000000- )	Screw, Hex, M10 X1.50 X 90, 8.8	6
17	1209915	(000000- )	Bracket Wldt, Mtg, Ohg	1
18	1208710	(000000- )	Cover, Ohg, Trim, Rh	1
19	1208714	(000000- )	Cover, Ohg, Trim, Lh	1
20	9013767	(000000-010299 )	Kit, Replmt, Cover, Battery, OHG	1
20	9013795	(000000-010299 )	Kit, Replmt, Cover, Battery, OHG, JP (Japan)	1
20	9018982	(013000- )	Cover, Battery, Ohg [T/M17]	1

Fig. 5 – Power Steering Group (000000–010999)



**Fig. 5 – Power Steering Group (000000–010999)**

Ref.	Part No.	Serial Number	Description	Qty.
1	1208122	(000000–010999 )	Shaft, Steering, Power, Upper	1
2	1205262	(000000–010999 )	Bracket, Mtg, Steering	1
3	1020341	(000000–010999 )	Screw, Hex, M8 X 1.25 X 20, Ss, Sems	4
4	1204306	(000000–010999 )	Motor Assy, Steering, Power, 12v	1
5	1209652	(000000–010999 )	Shaft, Steering, Power, Lower	1
6	1208907	(000000–010999 )	Controller, Steering, 36v	1
7	24265	(000000–010999 )	Screw, Pan, Phl, M4 X 0.70 X 16, Ss	3
8	01683	(000000–010999 )	Washer, Flat, 10, Ss	3
9	1064188	(000000–010999 )	Circuitbreaker, 15.0a, Resetable	1
10	1052126	(000000–010999 )	Inductor, 12.7Mm [156 Imp At 25Mhz]	1

Fig. 6 – Power Steering Group (013000– )

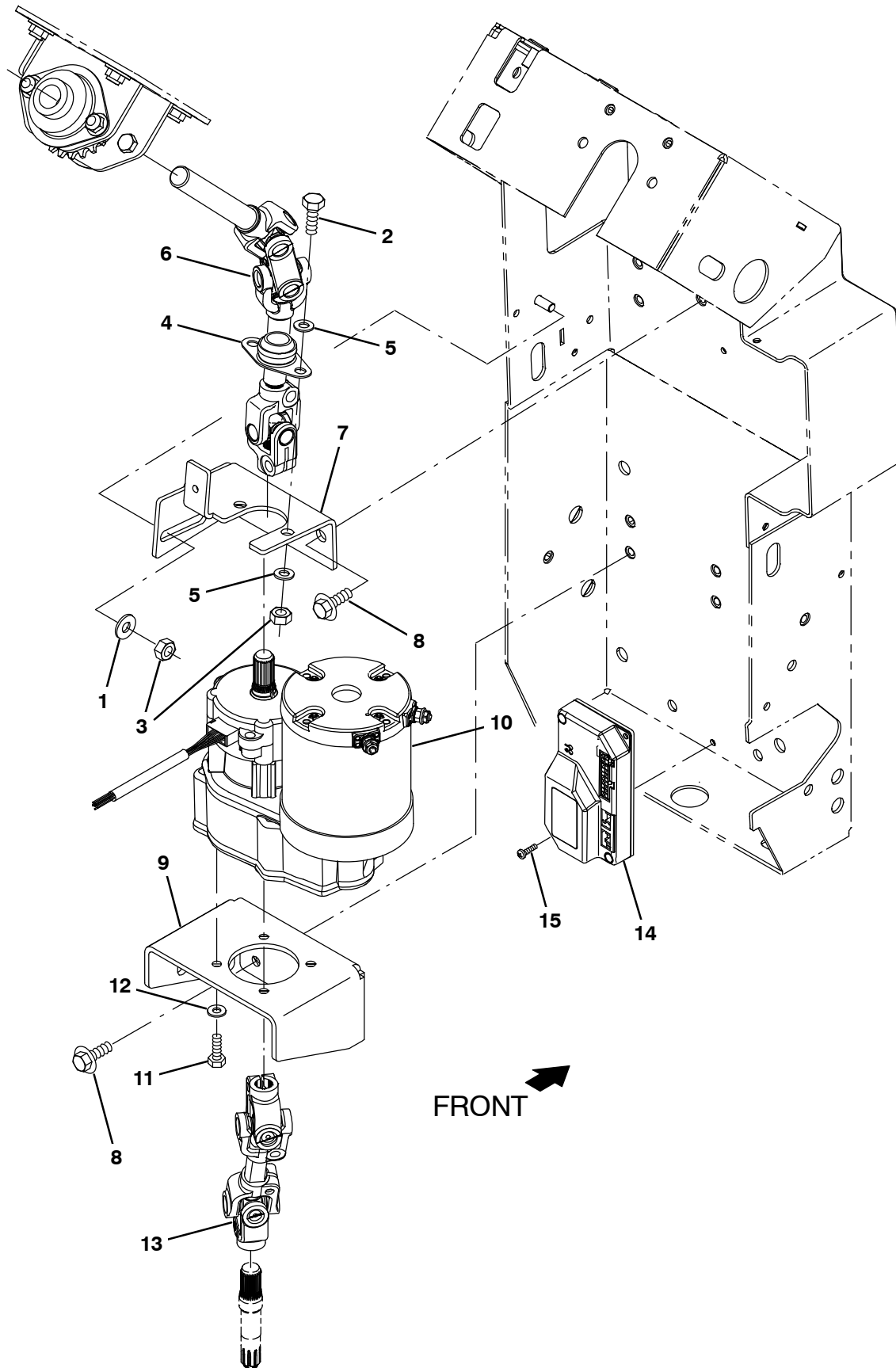
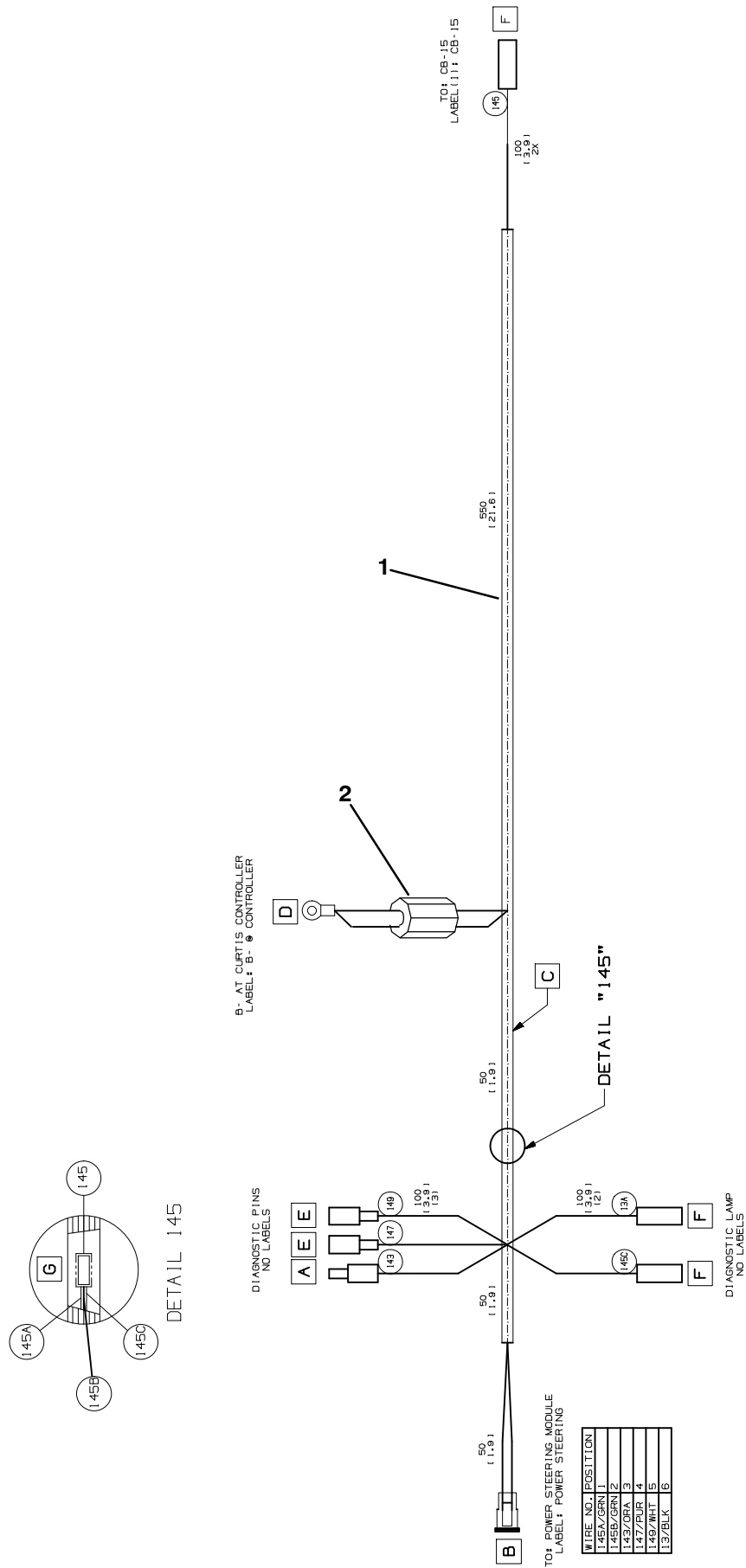


Fig. 6 – Power Steering Group (013000– )

Ref.	Part No.	Serial Number	Description	Qty.
1	32491	(013000– )	Washer, Flat, 0.31, Std	4
2	16931	(013000– )	Screw, Hex, M8 X 1.25 X 20, 8.8	2
3	08709	(013000– )	Nut, Hex, Lock, M8 X 1.25, NI	5
4	223065	(013000– )	Bearing, Flng, 2hole, 0.75b [Nyl]	1
5	39349	(013000– )	Washer, Flat, 0.31, Sae	4
6	1224777	(013000– )	Shaft, Steering, Power, Upper	1
7	1214737	(013000– )	Bracket, Brg, Steering	1
8	1020341	(013000– )	Screw, Hex, M8 X 1.25 X 20, Ss, Sems	7
9	1214622	(013000– )	Bracket, Sppt, Motor	1
▽	9015049	(013000– )	Motor Assy Kit, Steering, Afmkt [M17]	1
▲	10 1217601	(013000– )	Motor Assy, Steering, Power, 36v	1
▲	11 12274	(013000– )	Screw, Hex, M6 X 1.00 X 20, 8.8, NI	4
▲	12 32483	(013000– )	Washer, Flat, 0.25, Sae	4
▲	1008142	(013000– )	Switch, snap, 25a Spdt	1
13	1224776	(013000– )	Shaft, Steering, Power, Lower	1
▽	9015050	(013000– )	Controller Kit, Steer, Afmkt	1
▲	14 1217792	(013000– )	Controller, Steering, 36v	1
▲	15 06927	(013000– )	Screw, Pan, Phl, M4 X 0.70 X 16, 4.8	2
▲	1008142	(013000– )	Switch, snap, 25a Spdt	1

**Fig. 7 – Power Steering Wire Harness Group**





**Fig. 7 – Power Steering Wire Harness Group**

<b>Ref.</b>	<b>Part No.</b>	<b>Serial Number</b>	<b>Description</b>	<b>Qty.</b>
1	1073062	(000000– )	Harness, Ele [Power Steering, T17]	1
2	1060276	(000000– )	Inductor, 36.2 Mml, Rnd [Ferrite 1–300Hz]	1

Fig. 8 – Scrubbing Side Brush Lift Group

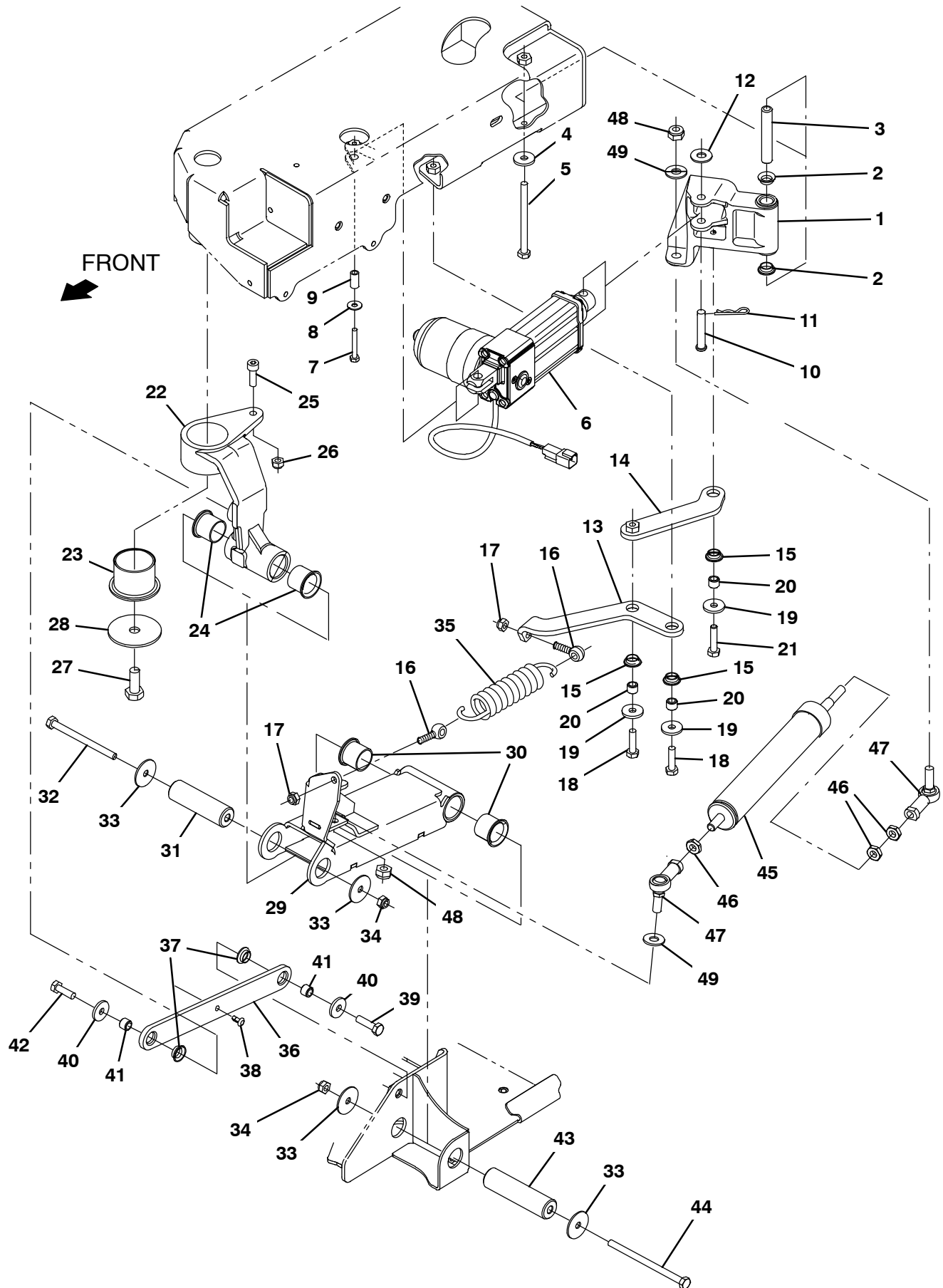


Fig. 8 – Scrubbing Side Brush Lift Group

	Ref.	Part No.	Serial Number	Description	Qty.
▽	1	9020268	(000000– )	Pivot Arm Kit, Act, Sba, Afmkt [T17]	1
▲	2	1054662	(000000– )	Bushing, Flng, 0.50b 0.59d 0.25l	2
▲	3	1206723	(000000– )	Sleeve, P/M, 0.32b 0.50d 3.03l	1
	4	1017218	(000000– )	Washer, Flat, 0.32b 1.00d .12, Ss	1
	5	386299	(000000– )	Screw, Hex, M8 X 1.25 X 100, Ss	1
	6	1201500	(000000– )	Actuator, 36vdc, 2.75strk, 450lb	1
	7	33930	(000000– )	Screw, Hex, M6 X 1.00 X 40, Ss	1
	8	01684	(000000– )	Washer, Flat, 0.27b 0.69d .05, Ss	1
	9	1206722	(000000– )	Sleeve, P/M, 0.25b 0.38d 0.8l	1
	10	29584	(000000– )	Pin, Clevis, 0.37d X 2.00l	1
	11	44906	(000000– )	Pin, Cotter, Hair, 0.38d .093 Wir	1
	12	01686	(000000– )	Washer, Flat, 0.44b 1.00d .08, Ss	1
	13	1206422	(000000– )	Arm, Spring, Tensioner	1
	14	1206602	(000000– )	Arm Wldt, Spring, Tension	1
	15	1054662	(000000– )	Bushing, Flng, 0.50b 0.59d 0.25l	3
	16	69998	(000000– )	Bolt, Eye, M8 X 1.25 X 030mm, 08.00 Eye	2
	17	08713	(000000– )	Nut, Hex, Lock, M8 X 1.25, NI, Ss	2
	18	09011	(000000– )	Screw, Hex, M8 X 1.25 X 30, Ss	2
	19	1017218	(000000– )	Washer, Flat, 0.32b 1.00d .12, Ss	3
	20	1207656	(000000– )	Sleeve, P/M, 0.32b 0.50d 0.4l [430ss]	3
	21	59658	(000000– )	Screw, Hex, M8 X 1.25 X 35, NI, Ss	1
▽	22	9011054	(000000– )	Pivot Arm Kit, Sba, Afmkt [T12]	1
▲	23	1201101	(000000– )	Bushing, Flng, 1.75b 1.94d 1.50l	1
▲	24	54618	(000000– )	Bushing, Flng, 1.00b 1.13d 1.00l	2
▲	25	39308	(000000– )	Screw, Soc, M8 X 1.25 X 25, 12.9	1
▲	26	08713	(000000– )	Nut, Hex, Lock, M8 X 1.25, NI, Ss	1
	27	12309	(000000– )	Screw, Hex, M12 X 1.75 X 30, Ss	1
	28	1200634	(000000– )	Washer, Flat, 0.48b 2.50d .12, Ss	1
▽	29	9020248	(000000–010999 )	Channel Assy, Lift, Sba, Afmkt [T17]	1
▲	30	54618	(000000–010999 )	Bushing, Flng, 1.00b 1.13d 1.00l	2
▽	29	9014996	(013000– )	Channel Assy, Lift, Sba, Afmkt [T17]	1
▲	30	54618	(013000– )	Bushing, Flng, 1.00b 1.13d 1.00l	2
	31	1210581	(000000– )	Pin, Pivot, Sba	1
	32	386299	(000000– )	Screw, Hex, M8 X 1.25 X 100, Ss	1
	33	1011719	(000000– )	Washer, Flat, 0.33b 1.38d .08, Ss	4
	34	08713	(000000– )	Nut, Hex, Lock, M8 X 1.25, NI, Ss	2
	35	1031413	(000000– )	Spring, Extn, 1.68od 0.20wir 07.5l	1
▽	36	9020249	(000000– )	Link Kit, Upper, Sba, Afmkt [T17]	1
▲	37	1054662	(000000– )	Bushing, Flng, 0.50b 0.59d 0.25l	2
	38	1210807	(000000– )	Wire, Tie [W/.25" Fir Tree Clip]	1
	39	09011	(000000– )	Screw, Hex, M8 X 1.25 X 30, Ss	1
	40	1017218	(000000– )	Washer, Flat, 0.32b 1.00d .12, Ss	2
	41	1207656	(000000– )	Sleeve, P/M, 0.32b 0.50d 0.4l [430ss]	2
	42	09010	(000000– )	Screw, Hex, M8 X 1.25 X 25, Ss	1
	43	1209678	(000000– )	Pin, Pivot, Sba	1
	44	1210312	(000000– )	Screw, Hex, M8 X 1.25 X 120, Ss	1
▽	45	9010938	(000000– )	Spring Assy, Replmt, Afmkt [T12]	1
▲	46	763064	(000000– )	Nut, Hex, Jam, M10 X 1.5, [Din439]	3
▲	47	05686	(000000– )	Rod–End, M10 X 1.5rh Fem M10 X 1.5stud	2
▲	48	08714	(000000– )	Nut, Hex, Lock, M10 X 1.5, NI, Ss	2
▲	49	01686	(000000– )	Washer, Flat, 0.44b 1.00d .08, Ss	2

Fig. 9 – Scrubbing Side Brush Motor and Squeegee Group

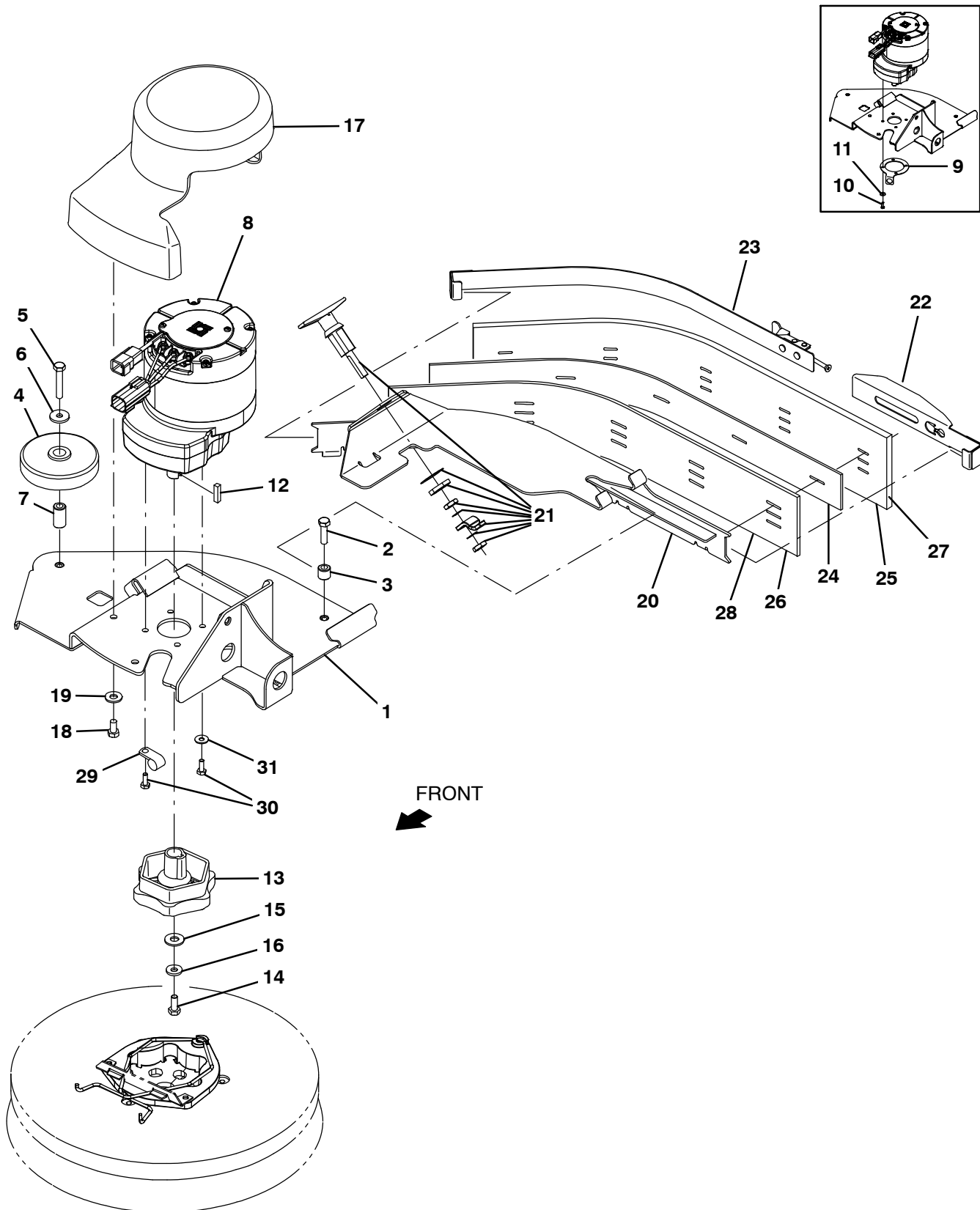
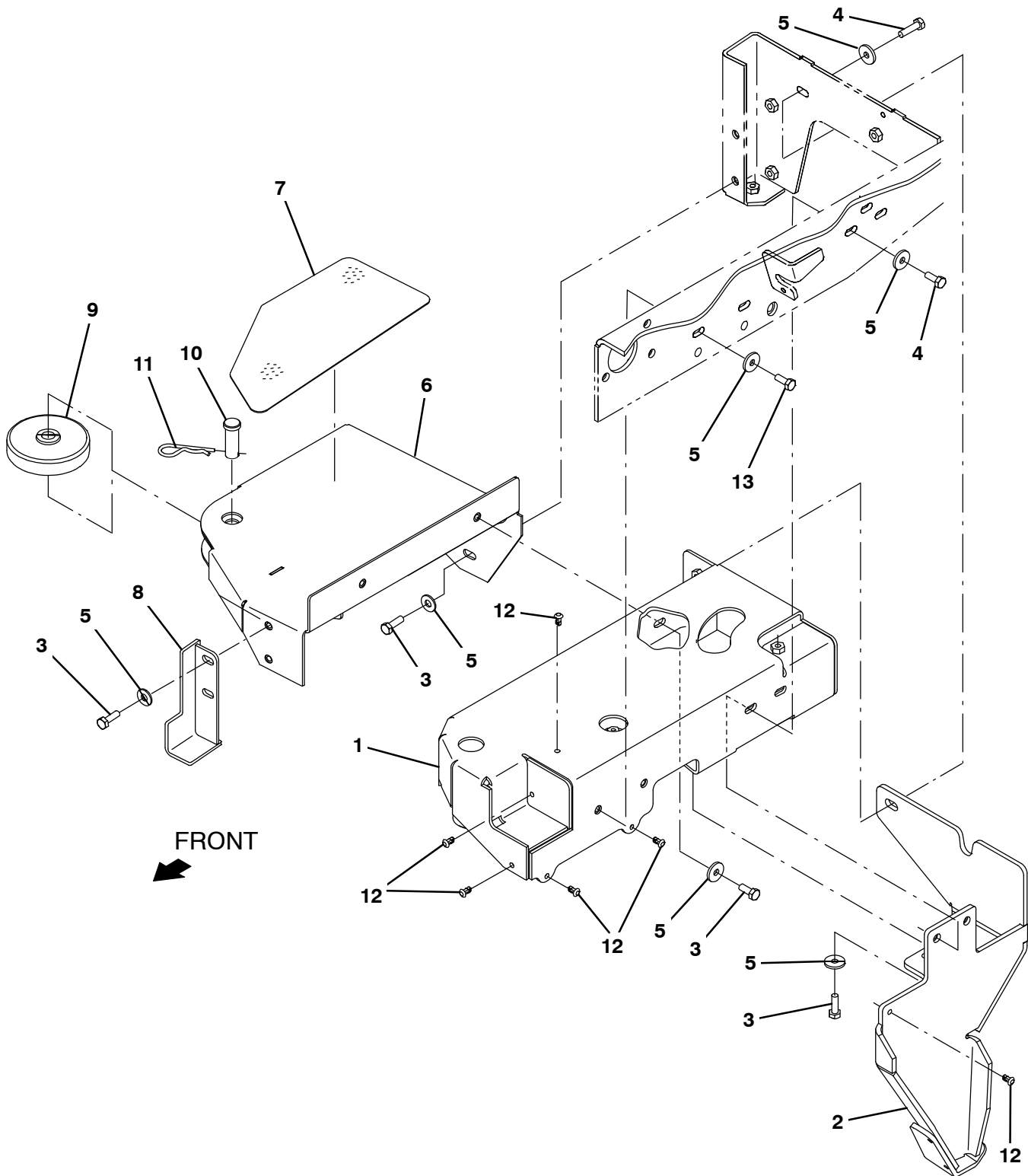


Fig. 9 – Scrubbing Side Brush Motor and Squeegee Group

Ref.	Part No.	Serial Number	Description	Qty.	
1	1205307	(000000– )	Bracket Wldt, Deck	1	
2	09011	(000000– )	Screw, Hex, M8 X 1.25 X 30, Ss	1	
3	80409	(000000– )	Sleeve, P/M, 0.34b 0.63d 0.6l, Bnz	1	
4	363162	(000000– )	Wheel, 04.0d 0.89w 0.64b	1	
5	222505	(000000– )	Screw, Hex, M8 X 1.25 X 45, Ss	1	
6	1017218	(000000– )	Washer, Flat, 0.32b 1.00d .12, Ss	1	
7	363301	(000000– )	Sleeve, P/M, 0.34b 0.63d 1.2l, Bnz	1	
8	1206475	(000000– )	Motor, Ele, 36 Vdc, 350 Rpm 1.25 Hp Gear	1	
9	1207718	(000000–010497 )	Plate, Sppt (Replaced by 9014344)	1	
10	11329	(000000–010497 )	Screw, Hex, M6 X 1.00 X 16, NI, Ss	4	
11	01684	(000000–010497 )	Washer, Flat, 0.27b 0.69d .05, Ss	4	
12	00928	(000000– )	Key, Sq, 0.25 X 0.25, 1.00l	1	
13	377364	(000000– )	Hub, Drive, Brush, Disk, 0.75b [6t]	1	
14	12273	(000000– )	Screw, Hex, M8 X 1.25 X 20, NI, Ss	1	
15	01686	(000000– )	Washer, Flat, 0.44b 1.00d .08, Ss	1	
16	41186	(000000– )	Washer, Flat, Belleville, .31	1	
17	9020217	(000000– )	Cover, Motor, Sba, Afmkt[T17]	1	
18	15675	(000000– )	Screw, Hex, M8 X 1.25 X 16, Ss	2	
19	01685	(000000– )	Washer, Flat, 0.38b 0.88d .08, Ss	2	
▽	9020247	(000000– )	Squeegee Assy, Sba, Afmkt [T17]	1	
▲	20	1206597	(000000– )	Bracket Wldt, Sqge, Sba	1
▲	21	1201149	(000000– )	Latch, Compression, Sqge, Sba	1
▲	22	1201609	(000000– )	Retainer Wldt, Sqge, Sba	1
▲	23	1206592	(000000– )	Retainer Wldt, Sqge, Sba	1
▲	24	1206598	(000000– )	Spacer, Blade	1
▲	25	1206589	(000000– )	Blade, Sqge, Sba, Linatex	1
▲	26	1206599	(000000– )	Blade, Sqge, Sba, Inner	1
	27	1212163	(000000– )	Blade, Sqge, Sba, (Urethane)	1
	27	1212210	(000000– )	Blade, Sqge, Sba, (Gum Rubber)	1
	28	1212211	(000000– )	Blade, Sqge, Sba, Inner, (Urethane)	1
	28	1212212	(000000– )	Blade, Sqge, Sba, Inner, (Gum Rubber)	1
	29	26395–1	(010498– )	Clamp, Cable, Stl, 0.56D X 0.38W, 1 Hole	1
	30	11635	(010498– )	Screw, hex, M6 X 1.00 X 12, Ss	4
	31	01684	(010498– )	Washer, flat, 0.27B 0.69D .05, Ss	3

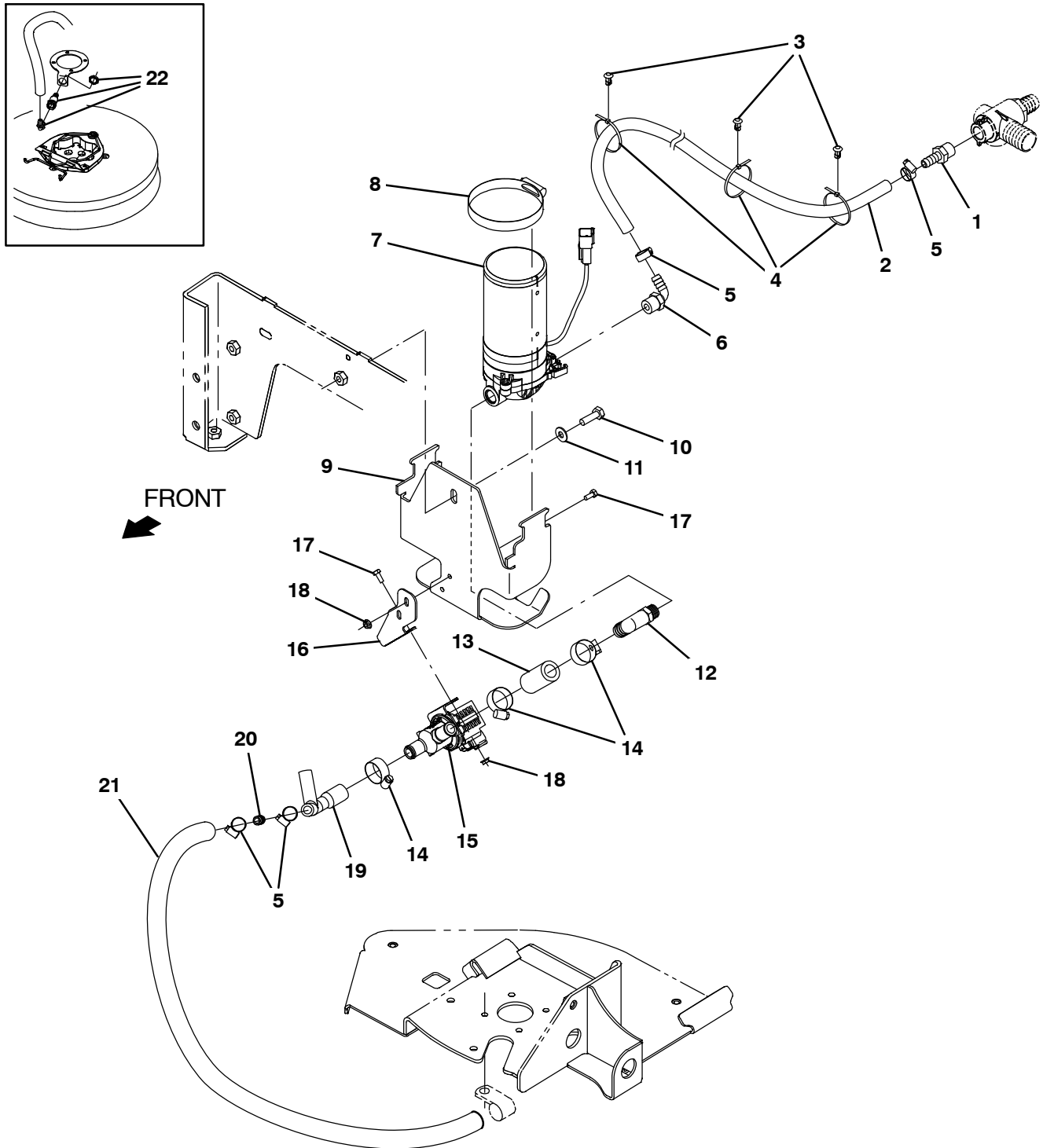
**Fig. 10 – Scrubbing Side Brush Mount Group**



**Fig. 10 – Scrubbing Side Brush Mount Group**

Ref.	Part No.	Serial Number	Description	Qty.
1	1205299	(000000–010999 )	Cover Wldt, Sba	1
1	1222170	(013000– )	Cover Wldt, Sba	1
2	1206805	(000000–010999 )	Bracket Wldt, Skid, Anti–Roll	1
2	1225419	(013000– )	Bracket Wldt, Skid, Anti–Roll	1
3	09010	(000000– )	Screw, Hex, M8 X 1.25 X 25, Ss	6
4	09011	(000000– )	Screw, Hex, M8 X 1.25 X 30, Ss	3
5	1017218	(000000– )	Washer, Flat, 0.32b 1.00d .12, Ss	12
6	1206809	(000000– )	Bracket Wldt, Step, Sba	1
7	1207657	(000000– )	Tread, Non–Skid–Step, 6.3w 12.8l, Sba	1
8	1208021	(000000– )	Door Wldt, Mtg, Sba	1
9	363162	(000000– )	Wheel, 04.0d 0.89w 0.64b	1
10	1207866	(000000– )	Pin, Clevis, 0.625d X 1.75l	1
11	55094	(000000– )	Pin, Cotter, Hair, 0.75d .148 Wir	1
12	1071085	(000000– )	Clip, Tie, 0.25d, Plstc	6
13	09740	(000000– )	Screw, Hex, M8 X 1.25 X 20, Ss	2

Fig. 11 – Scrubbing Side Brush Solution Supply Group

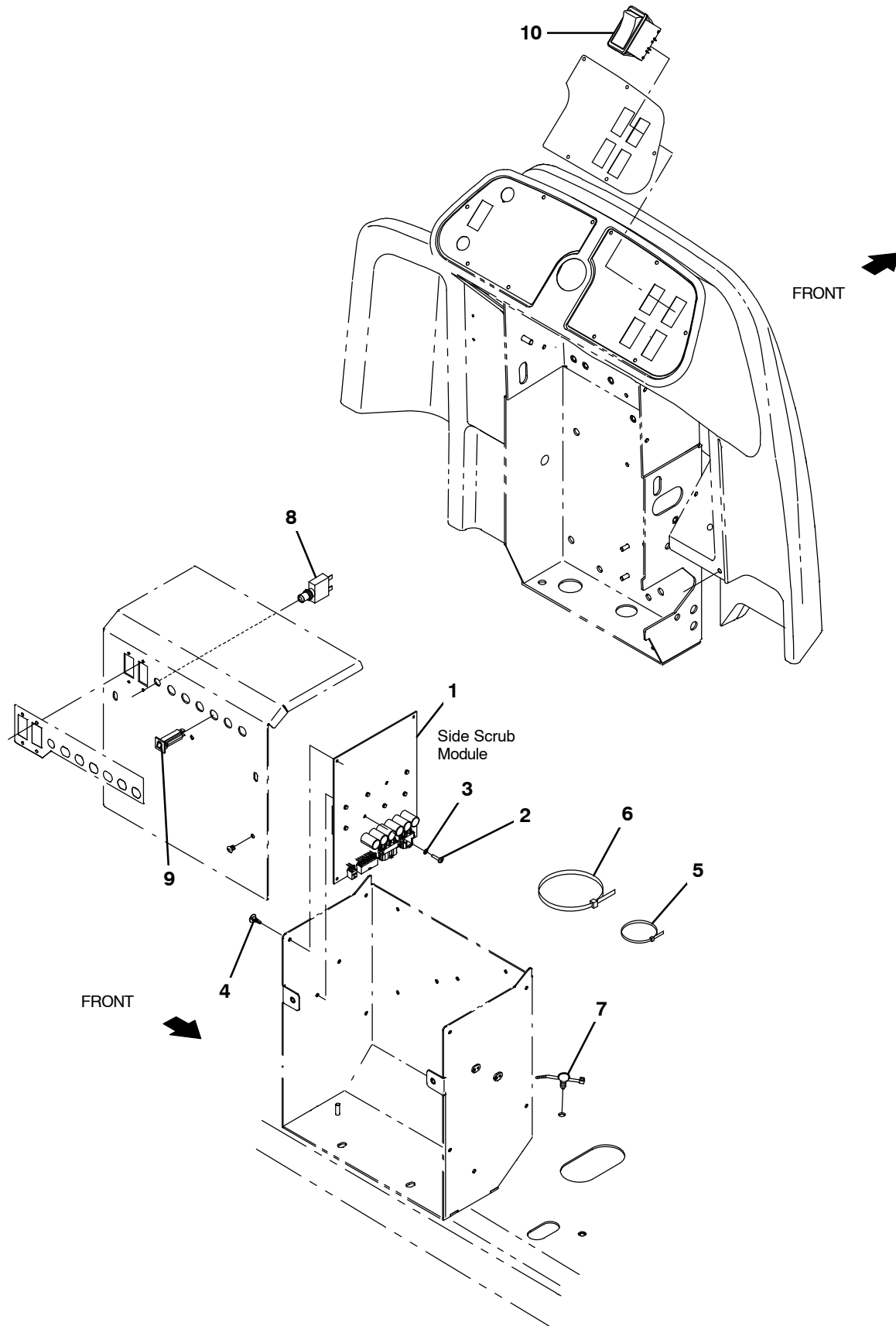




**Fig. 11 – Scrubbing Side Brush Solution Supply Group**

Ref.	Part No.	Serial Number	Description	Qty.
1	150538	(000000– )	Fitting, Plstc, Str, Bm06/Pm06	1
2	1006400	(000000– )	Hose, Afmkt, Pvc, Brd, 0.38id, 03ft, Clr	1
3	1071085	(000000– )	Clip, Tie, 0.25d, Plstc	3
4	130773	(000000– )	Tie, Cable, Nyl, 11.0l, .14w, 3.0 Max. D	3
5	43844	(000000– )	Clamp, Hose, Wormdrive, 0.25–0.62d, .31w	4
6	1005630	(000000– )	Fitting, Plstc, E90, Bm06/Pm06, Nyl	1
7	1200328	(000000– )	Pump, Soltn, Ele, 36vdc, 60psi	1
8	43555	(000000– )	Clamp, Hose, Wormdrive, 2.62–3.50d	1
9	1206138	(000000–010999 )	Bracket, Pump	1
9	1221952	(013000– )	Bracket, Pump	1
10	09010	(000000– )	Screw, Hex, M8 X 1.25 X 25, Ss	1
11	32490	(000000– )	Washer, Flat, 0.25, Std	1
12	1208433	(000000– )	Fitting, Plstc, E90, Bm10/Pm06	1
13	1015025	(000000– )	Hose, Afmkt, Pvc, Brd, 0.62id, 02ft, Clr	1
14	63810	(000000– )	Clamp, Hose, Wormdrive, 0.56–1.06d, .56w	3
15	9016496	(000000–011669 )	Valve Kit, Replacement 36V Hi Flow	1
15	1075238	(011670– )	Walve, Water, Solenoid – 36V	1
16	1208434	(000000– )	Bracket, Mount, Sba Valve	1
17	09738	(000000– )	Screw, Hex, M5 X 0.80 X 12, Ss	4
18	07789	(000000– )	Nut, Hex, Flng, M5 X 0.80	4
19	1208432	(000000– )	Manifold, Sba	1
20	20950	(000000– )	Fitting, Plstc, Str, Bm06/Bm06	1
21	1014976	(000000– )	Hose, Afmkt, Pvc, Brd, 0.38id, 08ft, Clr	1
22	9014344	(000000–010497 )	Hose Kit, Brush, Side [T17]	1

Fig. 12 – Scrubbing Side Brush Electrical Group

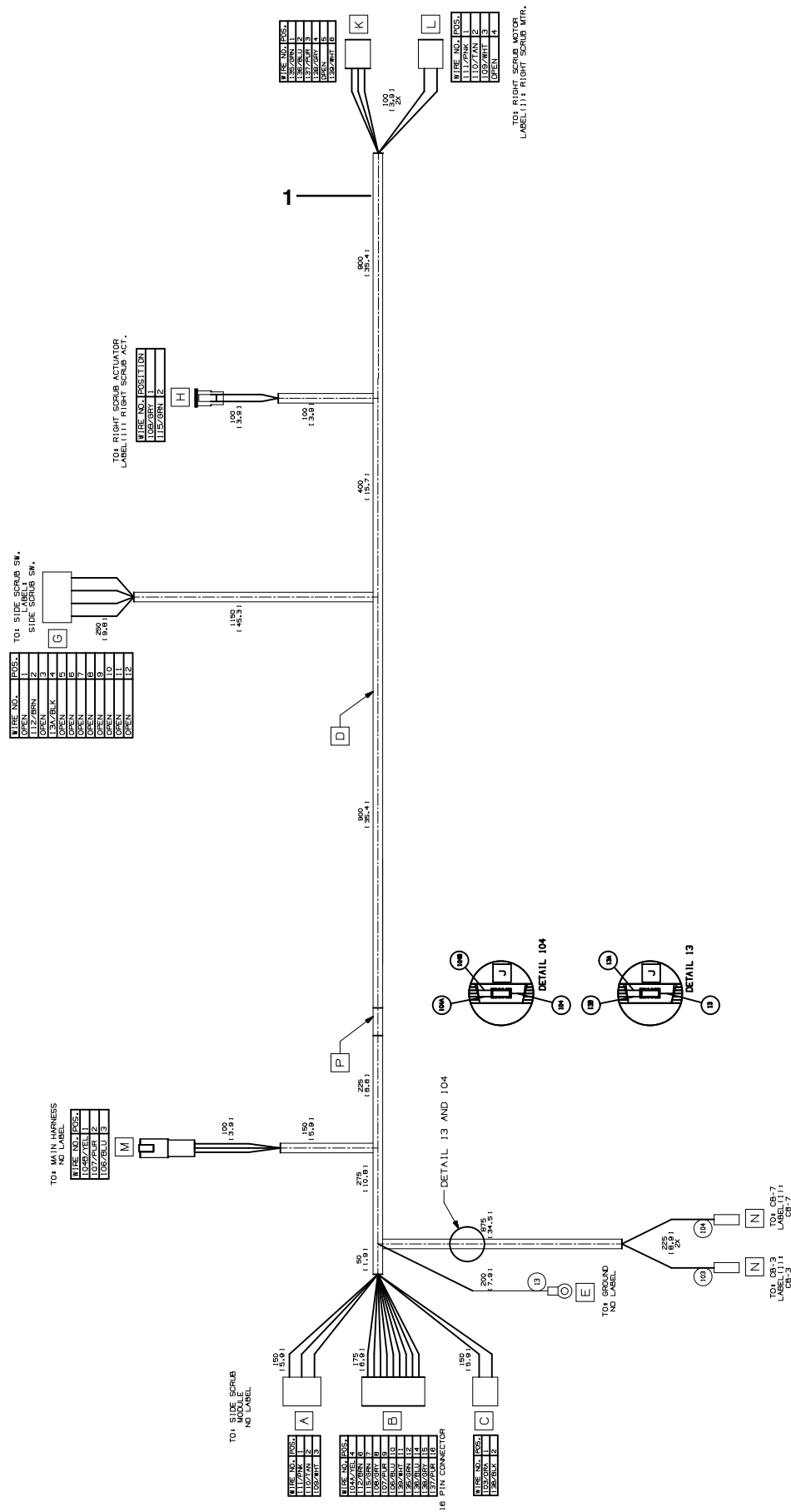


**Fig. 12 – Scrubbing Side Brush Electrical Group**

Ref.	Part No.	Serial Number	Description	Qty.
1	9020230	(000000–	) Circuit Board Kit, Sba, Afmkt [T17]	1
2	06926	(000000–	) Screw, Pan, Phl, M4 X 0.70 X 10, 4.8	2
3	1202860	(000000–	) Washer, Flat, 0.17b 0.31d .03, Nyl	2
4	1210399	(000000–	) Stand–Off, Circuitboard [0.25”]	4
5	763114	(000000–	) Tie, Cable, 11.3l, 2.75d Max	3
6	222809	(000000–	) Tie, Cable, Nyl, 29.8l .30w 9.0 Max D	1
7	1210807	(000000–	) Wire, Tie [W/.25” Fir Tree Clip]	7
8	383726	(000000–	) Circuitbreaker, 35.0a, Resetable	1
9	1064184	(000000–	) Circuitbreaker, 02.5a, Resetable	1
10	397889	(000000–	) Switch, Rocker, Dpst, On / None / On	1

---

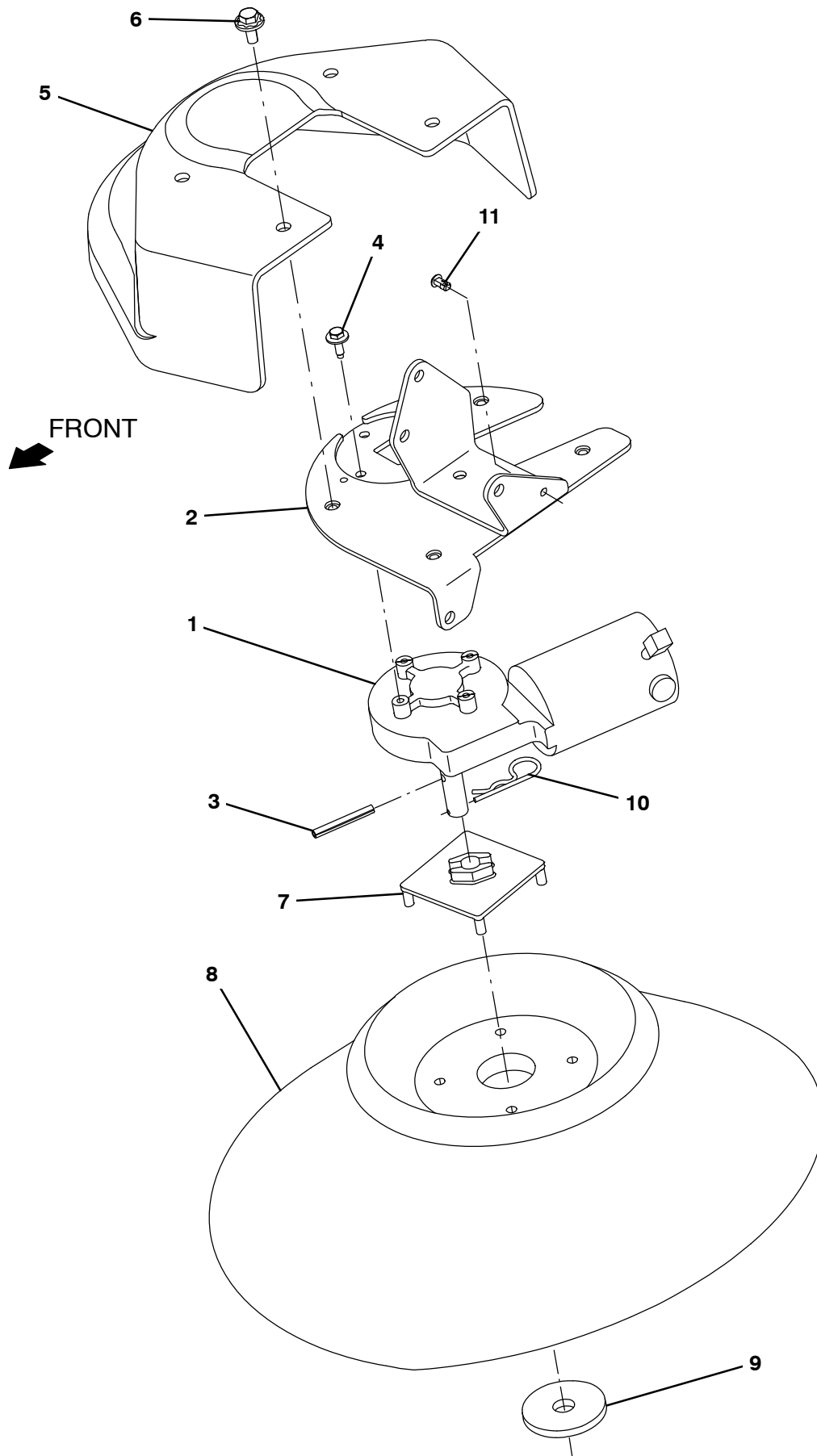
T17 9020166 (5-2014)



**Fig. 13 – Scrubbing Side Brush Wire Harness Group**

<b>Ref.</b>	<b>Part No.</b>	<b>Serial Number</b>	<b>Description</b>	<b>Qty.</b>
1	1072999	(000000– )	Harness, Ele [Side Scrub, T17]	1

Fig. 14 – Sweeping Side Brush Drive Motor Group, Right Side



**Fig. 14 – Sweeping Side Brush Drive Motor Group, Right Side**

Ref.	Part No.	Serial Number	Description	Qty.
1	1212824	(000000–	) Motor, Ele, 36vdc 0.08hp 0068rpm Gear Rh	1
2	1207139	(000000–	) Bracket Wldt, Mtg, Motor, Sba	1
3	11398	(000000–	) Pin, Roll, .250d X 2.00l, .250/.256	1
4	1040467	(000000–	) Screw, Hex, M6 X 1.00 X 20, 9.8, Sems	4
5	1207412	(000000–	) Cover, Sidebrush, Sweeping	1
6	1020341	(000000–	) Screw, Hex, M8 X 1.25 X 20, Ss, Sems	4
7	1017441	(000000–	) Plate, Adapter, Brush	1
8	87419	(000000–	) Brush, Disk, Swp, 19.0d, Pyp	1
9	1017802	(000000–	) Washer, Flat, 0.66b 2.50d .19, Ss	1
10	02942	(000000–	) Pin, Hair, Cotter, 0.62d .120 Wir	1
11	1071085	(000000–	) Clip, Tie, 0.25d, Plstc	1

Fig. 15 – Sweeping Side Brush Lift Group, Right Side

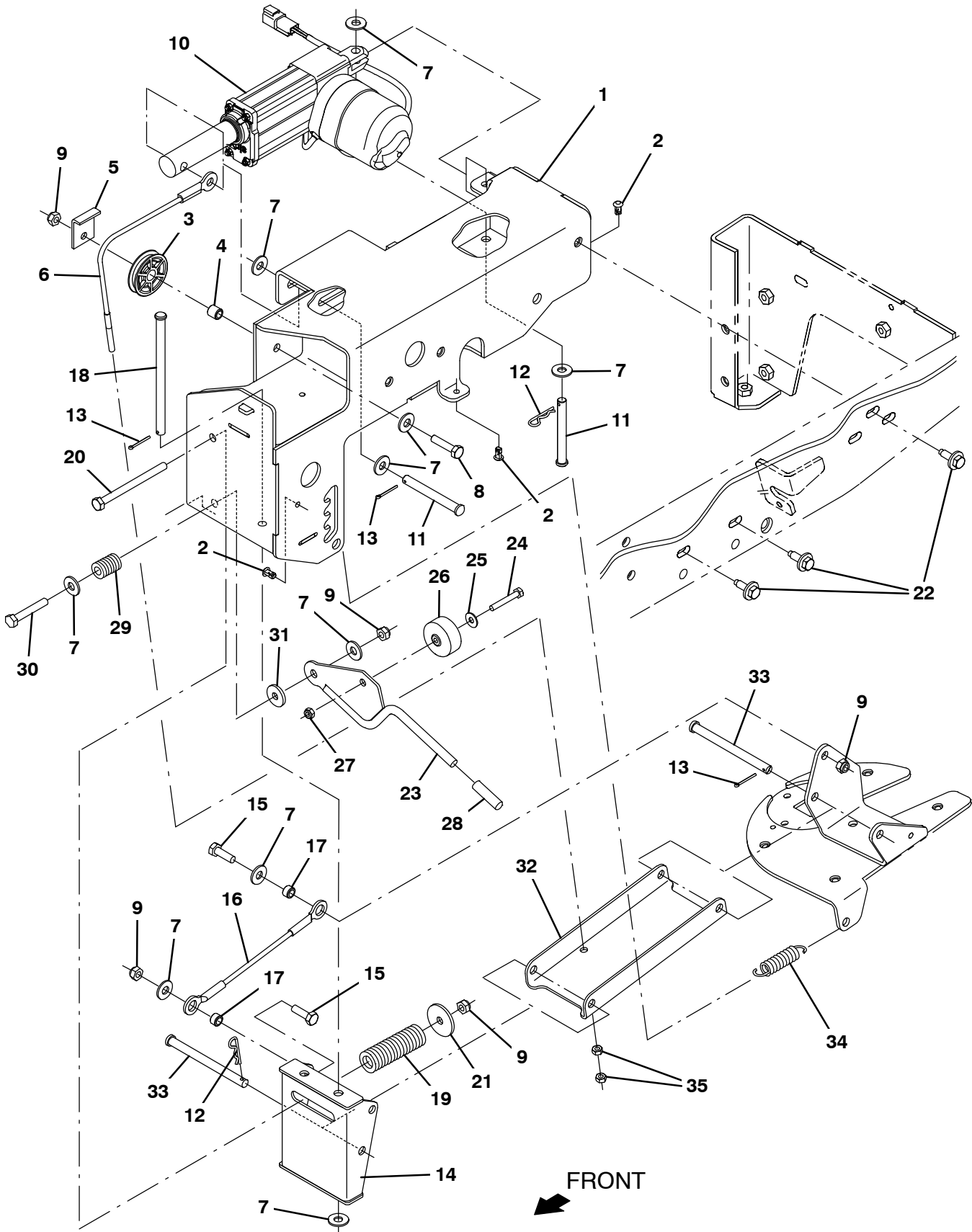
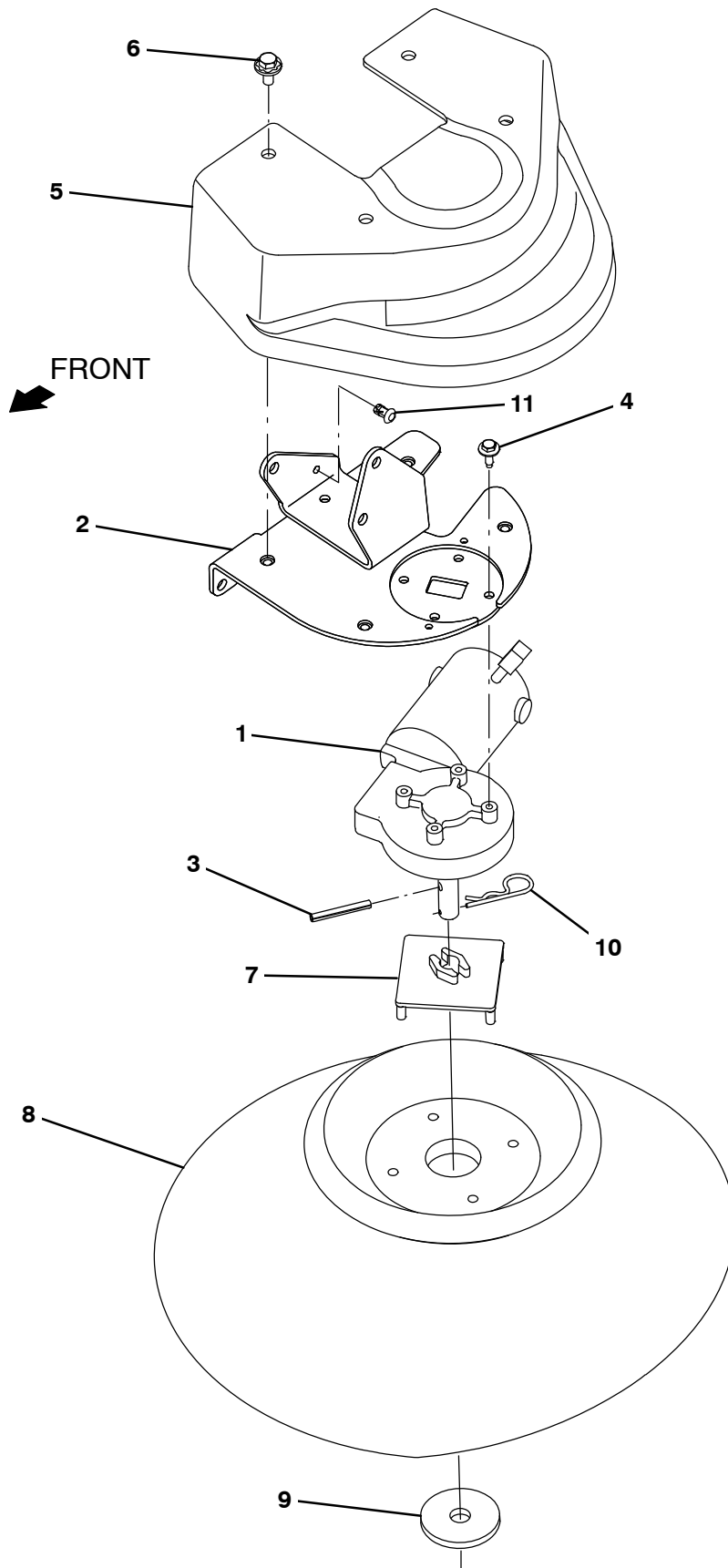




Fig. 15 – Sweeping Side Brush Lift Group, Right Side

Ref.	Part No.	Serial Number	Description	Qty.
1	1207330	(000000–010999 )	Housing Wldt, Sba, Rh	1
1	1225432	(013000– )	Housing Wldt, Sba, Rh	1
2	1071085	(000000– )	Clip, Tie, 0.25d, Plstc	3
3	369781	(000000– )	Pulley, Cable, 1.5d Nyl	1
4	222460	(000000– )	Sleeve, P/M, 0.32b 0.50d 0.5l [430ss]	1
5	54400	(000000– )	Bracket, Angle, Keeper, Cable	1
6	1205013	(000000– )	Cable, Ss, .09d 10.35l .38eye/M6–1.0	1
7	01685	(000000– )	Washer, Flat, 0.38b 0.88d .08, Ss	10
8	09023	(000000– )	Screw, Hex, M8 X 1.25 X 35, Fl, Ss	1
9	08713	(000000– )	Nut, Hex, Lock, M8 X 1.25, NI, Ss	5
10	1201500	(000000– )	Actuator, 36vdc, 2.75strk, 450lb	1
11	57598	(000000– )	Pin, Clevis, 0.37d X 3.25l	2
12	44906	(000000– )	Pin, Cotter, Hair, 0.38d .093 Wir	2
13	08179	(000000– )	Pin, Cotter, .094 X 1.00	3
14	1204919	(000000–010999 )	Bracket Wldt, Pivot, Sba	1
14	1225423	(013000– )	Bracket Wldt, Pivot, Sba	1
15	09010	(000000– )	Screw, Hex, M8 X 1.25 X 25, Ss	2
16	1204774	(000000– )	Cable, Ss, .09d 7.87l .50eye/.50eye	1
17	222516	(000000– )	Sleeve, P/M, 0.32b 0.50d 0.3l [430ss]	2
18	49924	(000000– )	Pin, Clevis, 0.37d X 6.12l	1
19	1209244	(000000– )	Spring, Compr, .98od 2.5l	1
20	386299	(000000– )	Screw, Hex, M8 X 1.25 X 100, Ss	1
21	379829	(000000– )	Washer, Flat, 0.34b 1.50d .12, Stl, Pl	1
22	1037346	(000000– )	Screw, Hex, M8 X 1.25 X 25, 9.8, Sems	3
23	1205016	(000000– )	Lever Wldt, Adj, Sba	1
24	33930	(000000– )	Screw, Hex, M6 X 1.00 X 40, Ss	1
25	01684	(000000– )	Washer, Flat, 0.27b 0.69d .05, Ss	1
26	01847	(000000– )	Wheel, 01.6d 0.72w 0.21b	1
27	08712	(000000– )	Nut, Hex, Lock, M6 X 1.00, NI, Ss	1
28	1208858	(000000– )	Cover, Handle	1
29	81672	(000000– )	Spring, Cmpr, 0.37id X Flat Wir, 1.0l	1
30	49694	(000000– )	Screw, Hex, M8 X 1.25 X 50, Ss	1
31	1017218	(000000– )	Washer, Flat, 0.32b 1.00d .12, Ss	1
32	1204396	(000000– )	Bracket, Arm, Sba	1
33	59672	(000000– )	Pin, Clevis, 0.37d X 4.50l	2
34	15047	(000000– )	Spring, Extn, 0.62od 0.08wir 03.0l	1
35	07785	(000000– )	Nut, Hex, Std, M6 X 1.00, Ss	2

Fig. 16 – Sweeping Side Brush Drive Motor Group, Left Side



**Fig. 16 – Sweeping Side Brush Drive Motor Group, Left Side**

Ref.	Part No.	Serial Number	Description	Qty.
1	1212823	(000000–	) Motor, Ele, 36vdc 0.08hp 0068rpm Gear Lh	1
2	1207559	(000000–	) Mount Wldt, Motor, Sba	1
3	11398	(000000–	) Pin, Roll, .250d X 2.00l, .250/.256	1
4	1040467	(000000–	) Screw, Hex, M6 X 1.00 X 20, 9.8, Sems	4
5	1207412	(000000–	) Cover, Sidebrush, Sweeping	1
6	1020341	(000000–	) Screw, Hex, M8 X 1.25 X 20, Ss, Sems	4
7	1017441	(000000–	) Plate, Adapter, Brush	1
8	87419	(000000–	) Brush, Disk, Swp, 19.0d, Pyp	1
9	1017802	(000000–	) Washer, Flat, 0.66b 2.50d .19, Ss	1
10	02942	(000000–	) Pin, Hair, Cotter, 0.62d .120 Wir	1
11	1071085	(000000–	) Clip, Tie, 0.25d, Plstc	1

Fig. 17 – Sweeping Side Brush Lift Group, Left Side

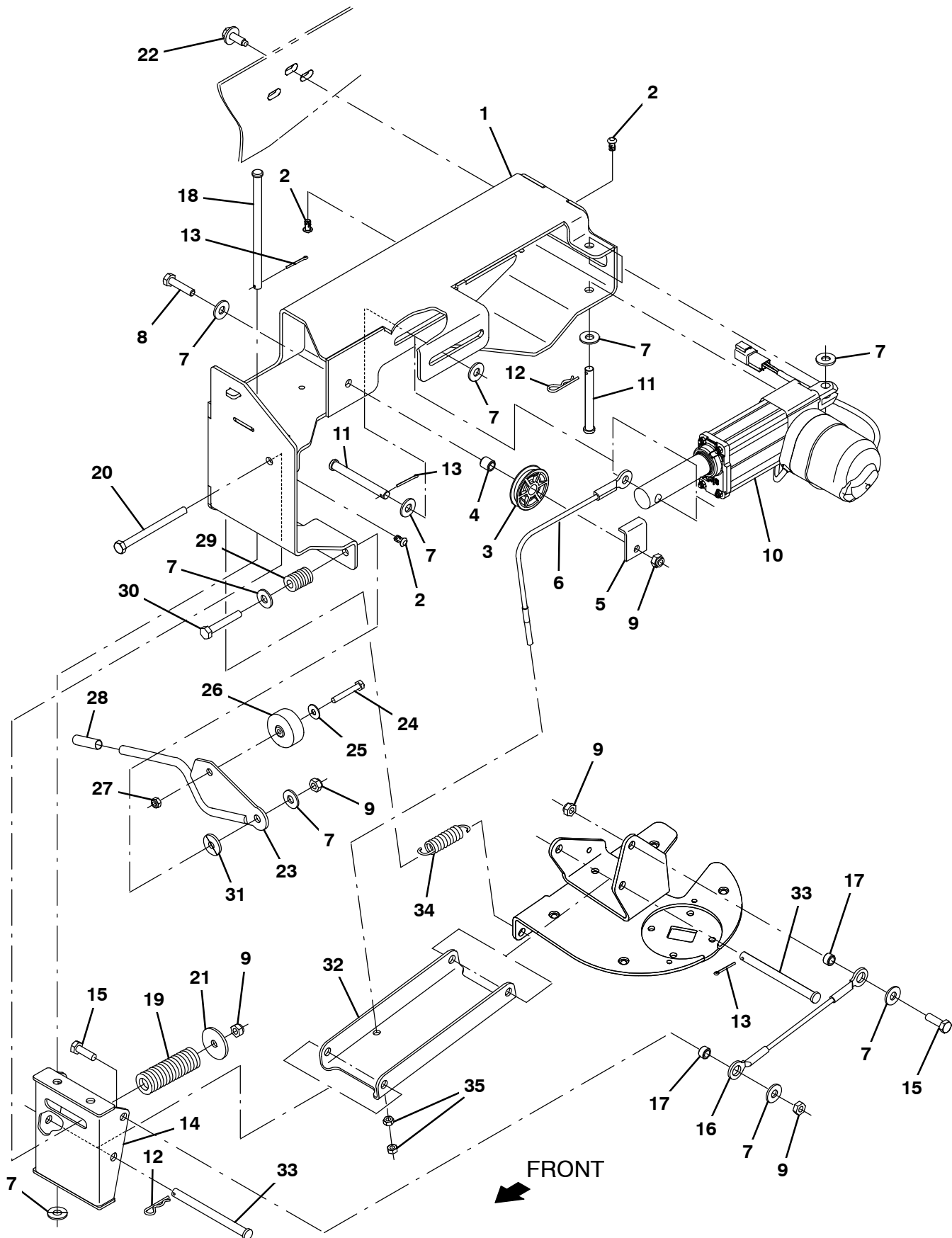
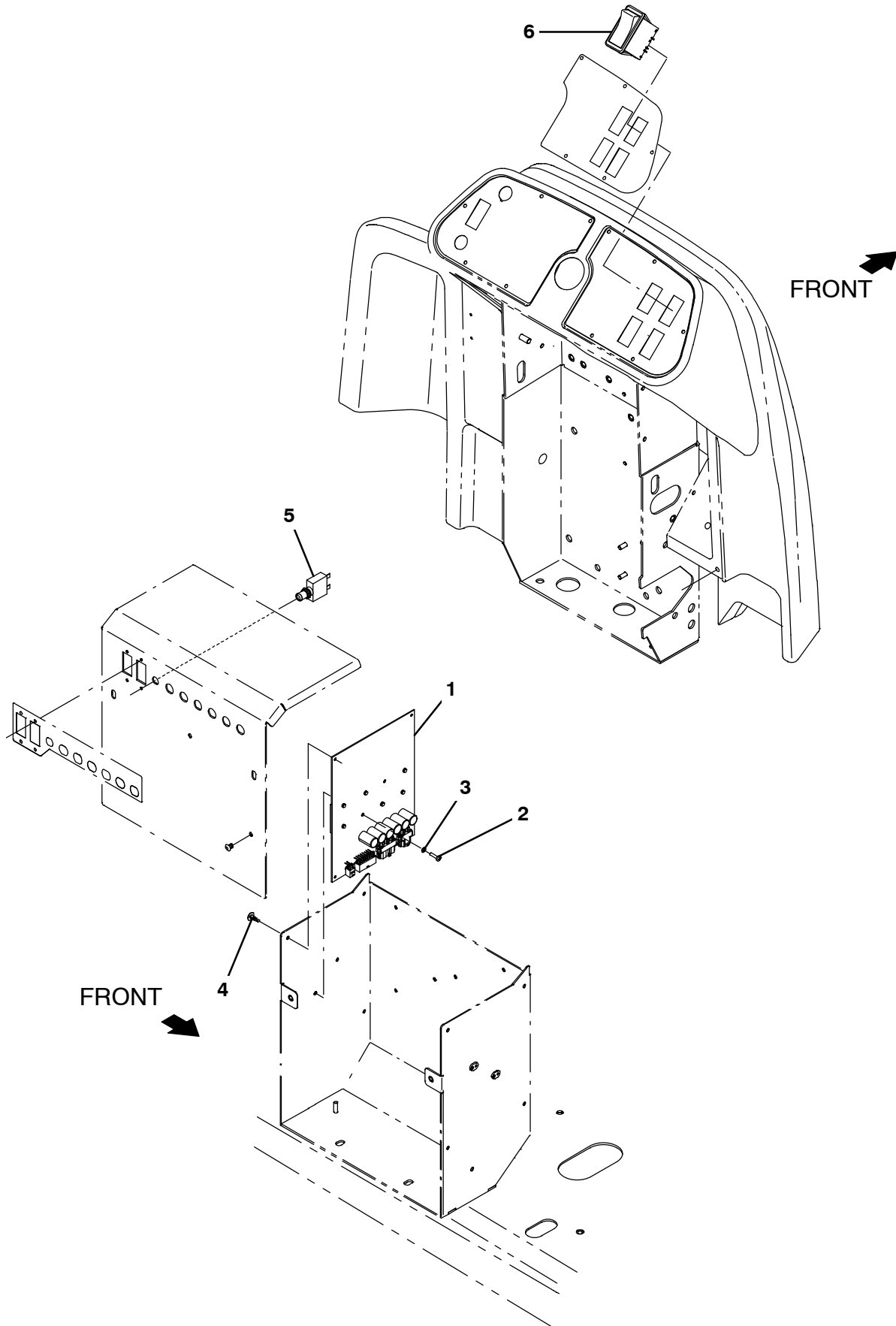


Fig. 17 – Sweeping Side Brush Lift Group, Left Side

Ref.	Part No.	Serial Number	Description	Qty.
1	1207554	(000000–010999 )	Housing Wldt, Sba, Lh	1
1	1225423	(013000– )	Housing Wldt, Sba, Lh	1
2	1071085	(000000– )	Clip, Tie, 0.25d, Plstc	3
3	369781	(000000– )	Pulley, Cable, 1.5d Nyl	1
4	222460	(000000– )	Sleeve, P/M, 0.32b 0.50d 0.5l [430ss]	1
5	54400	(000000– )	Bracket, Angle, Keeper, Cable	1
6	1205013	(000000– )	Cable, Ss, .09d 10.35l .38eye/M6–1.0	1
7	01685	(000000– )	Washer, Flat, 0.38b 0.88d .08, Ss	10
8	09023	(000000– )	Screw, Hex, M8 X 1.25 X 35, Fl, Ss	1
9	08713	(000000– )	Nut, Hex, Lock, M8 X 1.25, NI, Ss	5
10	1201500	(000000– )	Actuator, 36vdc, 2.75strk, 450lb	1
11	57598	(000000– )	Pin, Clevis, 0.37d X 3.25l	2
12	44906	(000000– )	Pin, Cotter, Hair, 0.38d .093 Wir	2
13	08179	(000000– )	Pin, Cotter, .094 X 1.00	3
14	1204919	(000000–010999 )	Bracket Wldt, Pivot, Sba	1
14	1225425	(013000– )	Bracket Wldt, Pivot, Sba	1
15	09010	(000000– )	Screw, Hex, M8 X 1.25 X 25, Ss	2
16	1204774	(000000– )	Cable, Ss, .09d 7.87l .50eye/.50eye	1
17	222516	(000000– )	Sleeve, P/M, 0.32b 0.50d 0.3l [430ss]	2
18	49924	(000000– )	Pin, Clevis, 0.37d X 6.12l	1
19	1209244	(000000– )	Spring, Compr, .98od 2.5l	1
20	386299	(000000– )	Screw, Hex, M8 X 1.25 X 100, Ss	1
21	379829	(000000– )	Washer, Flat, 0.34b 1.50d .12, Stl, Pl	1
22	1037346	(000000– )	Screw, Hex, M8 X 1.25 X 25, 9.8, Sems	3
23	1205016	(000000– )	Lever Wldt, Adj, Sba	1
24	33930	(000000– )	Screw, Hex, M6 X 1.00 X 40, Ss	1
25	01684	(000000– )	Washer, Flat, 0.27b 0.69d .05, Ss	1
26	01847	(000000– )	Wheel, 01.6d 0.72w 0.21b	1
27	08712	(000000– )	Nut, Hex, Lock, M6 X 1.00, NI, Ss	1
28	1208858	(000000– )	Cover, Handle	1
29	81672	(000000– )	Spring, Cmpr, 0.37id X Flat Wir, 1.0l	1
30	49694	(000000– )	Screw, Hex, M8 X 1.25 X 50, Ss	1
31	1017218	(000000– )	Washer, Flat, 0.32b 1.00d .12, Ss	1
32	1204396	(000000– )	Bracket, Arm, Sba	1
33	59672	(000000– )	Pin, Clevis, 0.37d X 4.50l	2
34	15047	(000000– )	Spring, Extn, 0.62od 0.08wir 03.0l	1
35	07785	(000000– )	Nut, Hex, Std, M6 X 1.00, Ss	2

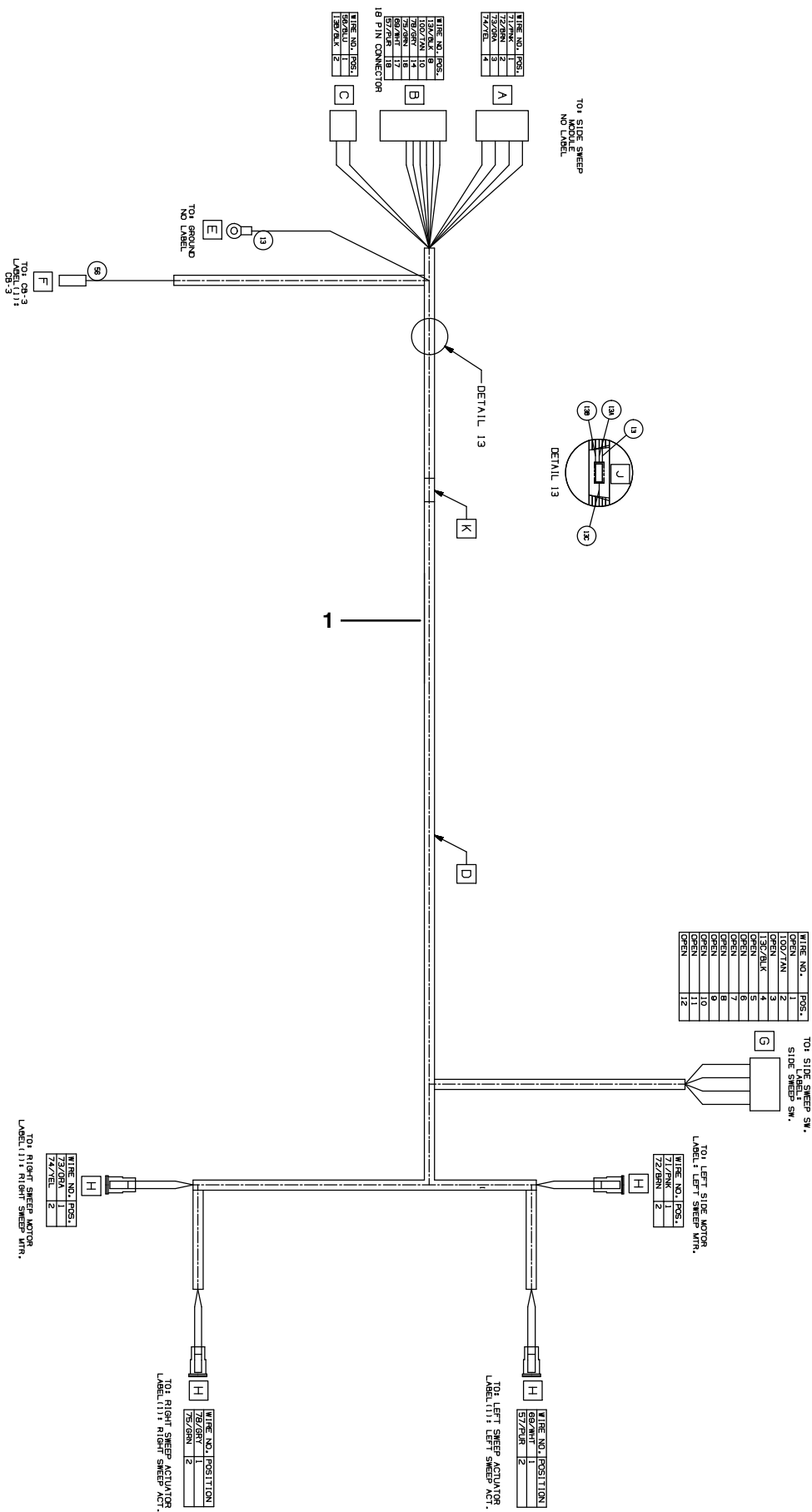
Fig. 18 – Sweeping Side Brush Electrical Group



**Fig. 18 – Sweeping Side Brush Electrical Group**

Ref.	Part No.	Serial Number	Description	Qty.
1	9020229	(000000–	) Circuit Board Kit, H20, Afmkt [T17]	1
2	06926	(000000–	) Screw, Pan, Phl, M4 X 0.70 X 10, 4.8	2
3	1202860	(000000–	) Washer, Flat, 0.17b 0.31d .03, Nyl	2
4	1210399	(000000–	) Stand–Off, Circuitboard [0.25”]	4
5	383723	(000000–	) Circuitbreaker, 20.0a, Resetable	1
6	397889	(000000–	) Switch, Rocker, Dpst, On / None / On	1

Fig. 19 – Sweeping Side Brush Wire Harness Group





**Fig. 19 – Sweeping Side Brush Wire Harness Group**

<b>Ref.</b>	<b>Part No.</b>	<b>Serial Number</b>	<b>Description</b>	<b>Qty.</b>
1	1072992	(000000– )	Harness, Ele , [Side Sweep, T17]	1

Fig. 20 – Pre-Sweep Hopper Cover Group

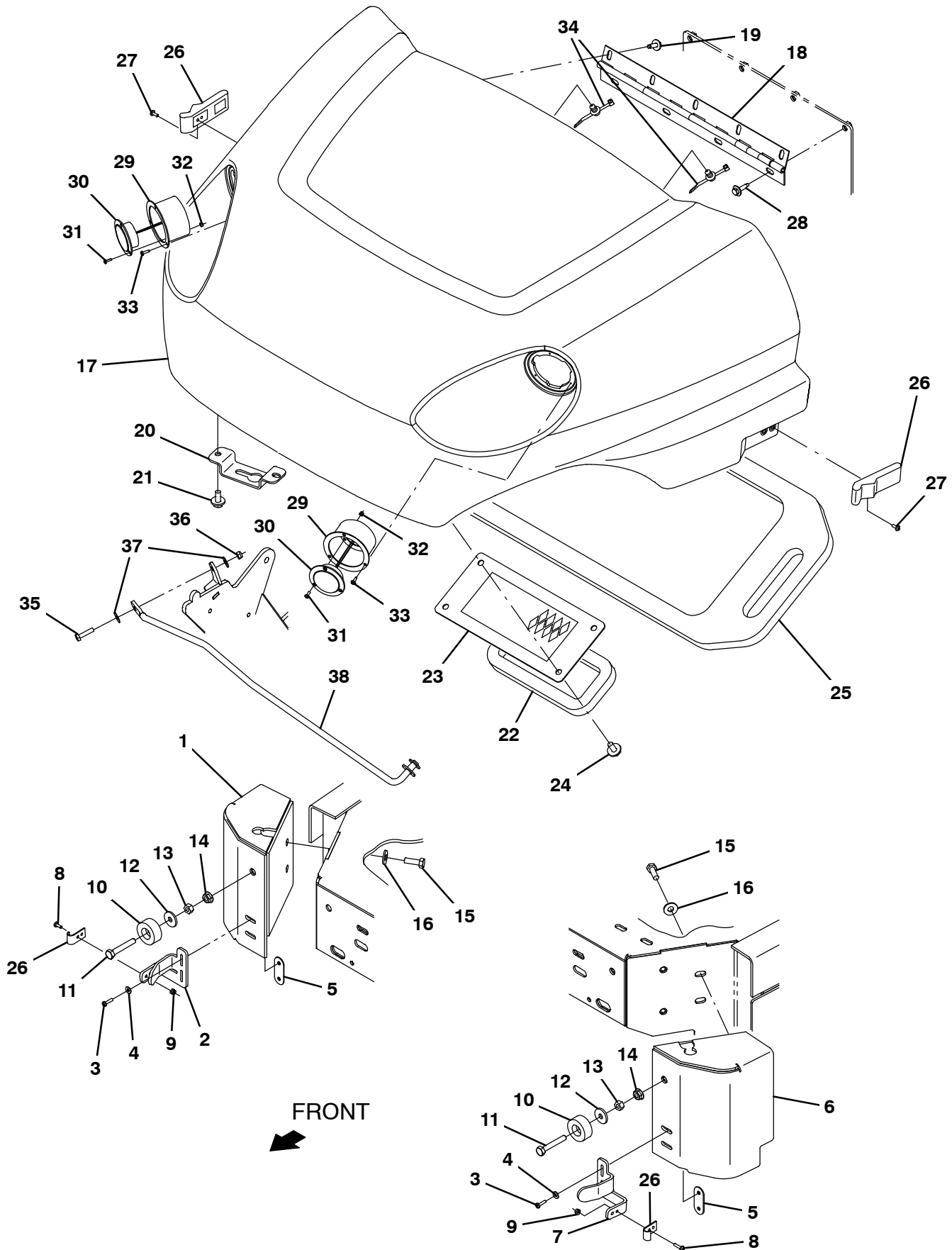


Fig. 20 – Pre-Sweep Hopper Cover Group

Ref.	Part No.	Serial Number	Description	Qty.
1	1209119	(000000–)	) Bracket Wldt, Corner, Rh	1
2	1207119	(000000–)	) Bracket, Latch, Rh	1
3	06927	(000000–)	) Screw, Pan, Phl, M4 X 0.70 X 16, 4.8	4
4	19065	(000000–)	) Washer, Flat, 0.19b 0.44d .05, Pl, 08	8
5	1211929	(000000–)	) Plate Wldt, Nut, M4	2
6	1209140	(000000–)	) Bracket Wldt, Corner, Lh	1
7	1207123	(000000–)	) Bracket, Latch, Lh	1
8	06927	(000000–)	) Screw, Pan, Phl, M4 X 0.70 X 16, 4.8	4
9	02850	(000000–)	) Nut, Hex, Lock, M4 X 0.70, NI	4
10	364614	(000000–)	) Bumper, Rbr, 1.5d 0.63 0.31h	2
11	33401	(000000–)	) Screw, Hex, M8 X 1.25 X 50, Fl, Ss	2
12	1017218	(000000–)	) Washer, Flat, 0.32b 1.00d .12, Ss	2
13	07786	(000000–)	) Nut, Hex, Std, M8 X 1.25, Ss	2
14	07791	(000000–)	) Nut, Hex, Flng, M8 X 1.25	2
15	09010	(000000–)	) Screw, Hex, M8 X 1.25 X 25, Ss	4
16	01686	(000000–)	) Washer, Flat, 0.44b 1.00d .08, Ss	4
▽	9020220	(000000–)	) Cover, Preswp, Afmkt [T17]	1
▲	17 1207151	(000000–)	) Cover, Presweep (As Trimmed) [T17]	1
▲	18 603268	(000000–)	) Hinge, .25pin .07 2.5w 16.0l, Pl	1
▲	19 1040467	(000000–)	) Screw, Hex, M6 X 1.00 X 20, 9.8, Sems	5
▲	20 1207041	(000000–)	) Bracket, Catch, Cover, Saftey Rod	1
▲	21 1020341	(000000–)	) Screw, Hex, M8 X 1.25 X 20, Ss, Sems	2
▲	22 1058477	(000000–)	) Gasket, .75, 03.94w 08.58l, Adh[Nitrile]	1
▲	23 1058451	(000000–)	) Plate Wldt, Screen, Hppr	1
▲	24 1020341	(000000–)	) Screw, Hex, M8 X 1.25 X 20, Ss, Sems	4
▲	25 1058901	(000000–)	) Gasket, Box, Filter	1
▲	26 49800	(000000–)	) Latch W/ Keeper	2
▲	27 49697	(000000–)	) Screw, Pan, Phl, M4 X 0.70 X 10, Ss	4
▲	28 1036892	(000000–)	) Screw, Hex, M6 X 1.00 X 25, 9.8, Sems	4
▲	29 1060784	(000000–)	) Bracket Wldt, Mtg, Headlight	2
▲	30 9008182	(000000–)	) Light Assy, Pre-Sweep, Afmkt	2
▲	31 06920	(000000–)	) Screw, Pan, Phl, M3 X 0.50 X 10, 4.8	6
▲	32 579211	(000000–)	) Nut, Hex, Lock, M3 X 0.50, NI, Ss	6
▲	33 222267	(000000–)	) Screw, Pan, Phl, 06–20 X 0.50, Fmg/Ab	6
▲	34 1210807	(000000–)	) Wire, Tie [W/.25" Fir Tree Clip]	3
	35 09007	(000000–)	) Screw, Hex, M6 X 1.00 X 25, Ss	1
	36 08708	(000000–)	) Nut, Hex, Lock, M6 X 1.00, NI	1
	37 01684	(000000–)	) Washer, Flat, 0.27b 0.69d .05, Ss	2
	38 1208394	(000000–)	) Rod Wldt, Safety, Hopper Cover	1

Fig. 21 – Pre-Sweep Hopper and Vacuum Fan Group

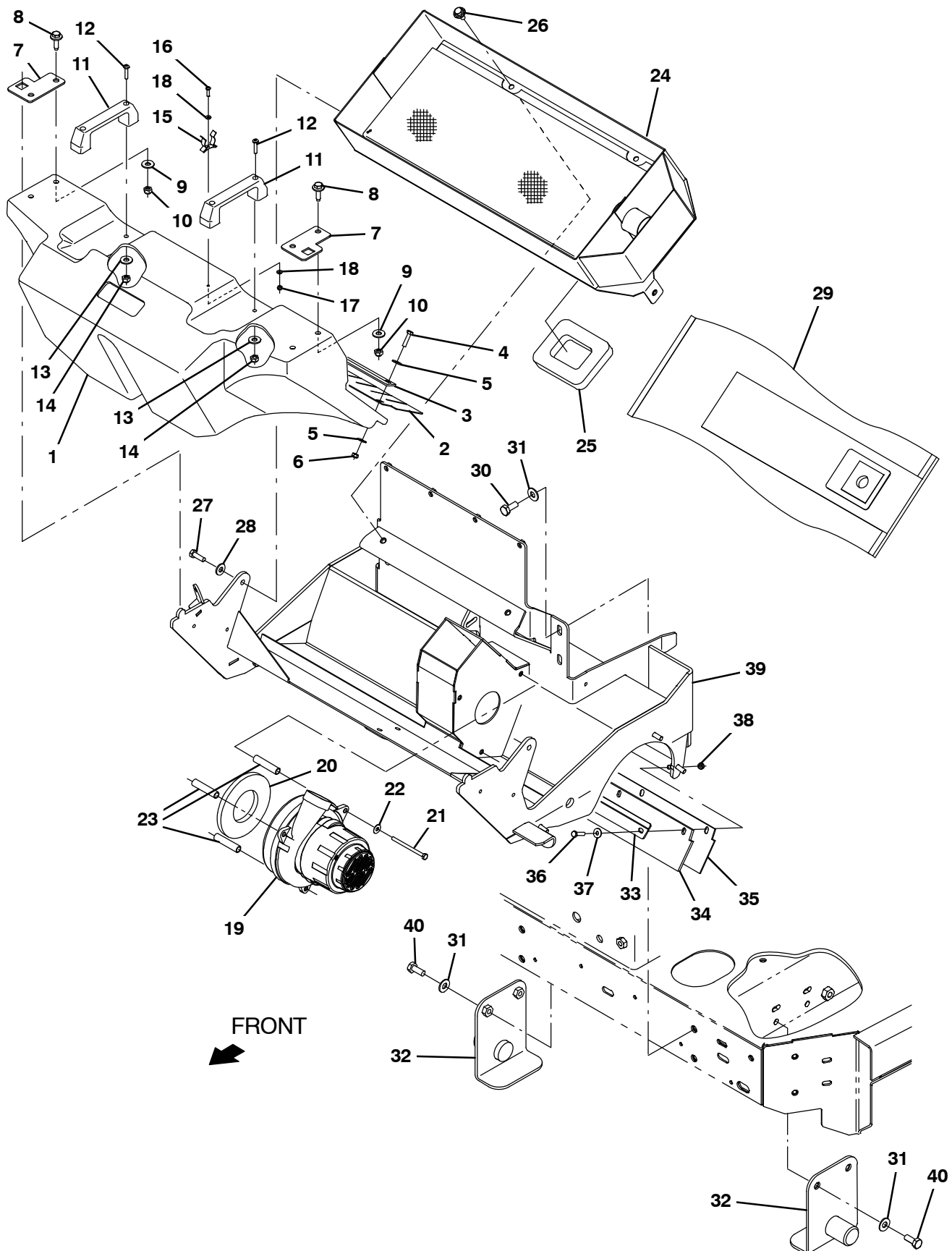


Fig. 21 – Pre-Sweep Hopper and Vacuum Fan Group

	Ref.	Part No.	Serial Number	Description	Qty.
▽		9020219	(000000–)	Hopper, Preswp, Afmkt [T17]	1
▲	1	1207550	(000000–)	Hopper, Pre-Sweep, Rm-Cptl, Trimmed	1
▲▽		9020255	(000000–)	Skirt Kit, Hopper, Preswp, Afmkt [T17]	1
▲▲	2	1205547	(000000–)	Skirt, Neo, .06, 04.88w 28.26l 05/SI	1
▲▲	3	1205550	(000000–)	Plate, Retainer, Skirt	1
▲▲	4	09007	(000000–)	Screw, Hex, M6 X 1.00 X 25, Ss	5
▲▲	5	01684	(000000–)	Washer, Flat, 0.27b 0.69d .05, Ss	10
▲▲	6	08712	(000000–)	Nut, Hex, Lock, M6 X 1.00, NI, Ss	5
▲	7	1205619	(000000–)	Angle, Mtg, Hopper	2
▲	8	1037354	(000000–)	Screw, Hex, M8 X 1.25 X 30, 9.8, Sems	4
▲	9	32491	(000000–)	Washer, Flat, 0.31, Std	4
▲	10	08709	(000000–)	Nut, Hex, Lock, M8 X 1.25, NI	4
▲	11	1023920	(000000–)	Handle, Door	2
▲	12	06935	(000000–)	Screw, Pan, Phl, M5 X 0.80 X 25, 4.8	4
▲	13	41178	(000000–)	Washer, Flat, 0.25, Fendr	4
▲	14	06549	(000000–)	Nut, Hex, Lock, M5 X 0.80, NI	4
▲	15	23446	(000000–)	Clip, Grip, Finger, 0.31–0.75d, Nk PI	1
▲	16	06927	(000000–)	Screw, Pan, Phl, M4 X 0.70 X 16, 4.8	1
▲	17	02850	(000000–)	Nut, Hex, Lock, M4 X 0.70, NI	1
▲	18	19064	(000000–)	Washer, Flat, 0.16b 0.38d .05, PI, 06	2
▽		9020256	(000000–)	Vac Fan Kit, W/Seal [T17]	1
▲▽	19	1200149	(000000–)	Fan, Vacuum, 6.6d, 036vdc, 1 Stage [Bpt]	1
▲▲		1206774	(000000–)	Brush Kit, Motor, Fan	1
▲	20	10912	(000000–)	Seal, Rbr, Clsd, 0.375, 5.0d 2.5h	1
▲	21	391434	(000000–)	Screw, Hex, M6 X 1.00 X 80, Ss	3
▲	22	01684	(000000–)	Washer, Flat, 0.27b 0.69d .05, Ss	3
▲	23	81719	(000000–)	Tube, 0.38id 0.50od 02.2l, Stl, PI	3
	24	1204954	(000000–)	Filterbox Wldt, Presweep	1
	25	1058695	(000000–)	Gasket, .75, 03.94w 04.92l, Adh[Nitrile]	1
	26	1020341	(000000–)	Screw, Hex, M8 X 1.25 X 20, Ss, Sems	2
	27	09010	(000000–)	Screw, Hex, M8 X 1.25 X 25, Ss	2
	28	01685	(000000–)	Washer, Flat, 0.38b 0.88d .08, Ss	2
	29	1067452	(000000–)	Bag, Vacuum, Paper [1pick=1pkg(=10pc)]	1
	30	09028	(000000–)	Screw, Hex, M10 X 1.50 X 25, Ss	4
	31	01686	(000000–)	Washer, Flat, 0.44b 1.00d .08, Ss	8
	32	1205593	(000000–)	Bracket Wldt, Mount	2
	33	1205550	(000000–)	Plate, Retainer, Skirt	1
	34	1207269	(000000–)	Skirt, Neo, .19, 03.62w 28.12l 05/SI	1
	35	1207484	(000000–)	Skirt, Neo, .06, 03.62w 28.12l 05/SI	1
	36	09007	(000000–)	Screw, Hex, M6 X 1.00 X 25, Ss	5
	37	01684	(000000–)	Washer, Flat, 0.27b 0.69d .05, Ss	5
	38	08712	(000000–)	Nut, Hex, Lock, M6 X 1.00, NI, Ss	5
	39	1205402	(000000–)	Frame Wldt, Brush, Pre-Sweep	1
	40	12317	(000000–)	Screw, Hex, M10 X 1.50 X 30, Ss	4

Fig. 22 – Pre-Sweep Brush Drive Group

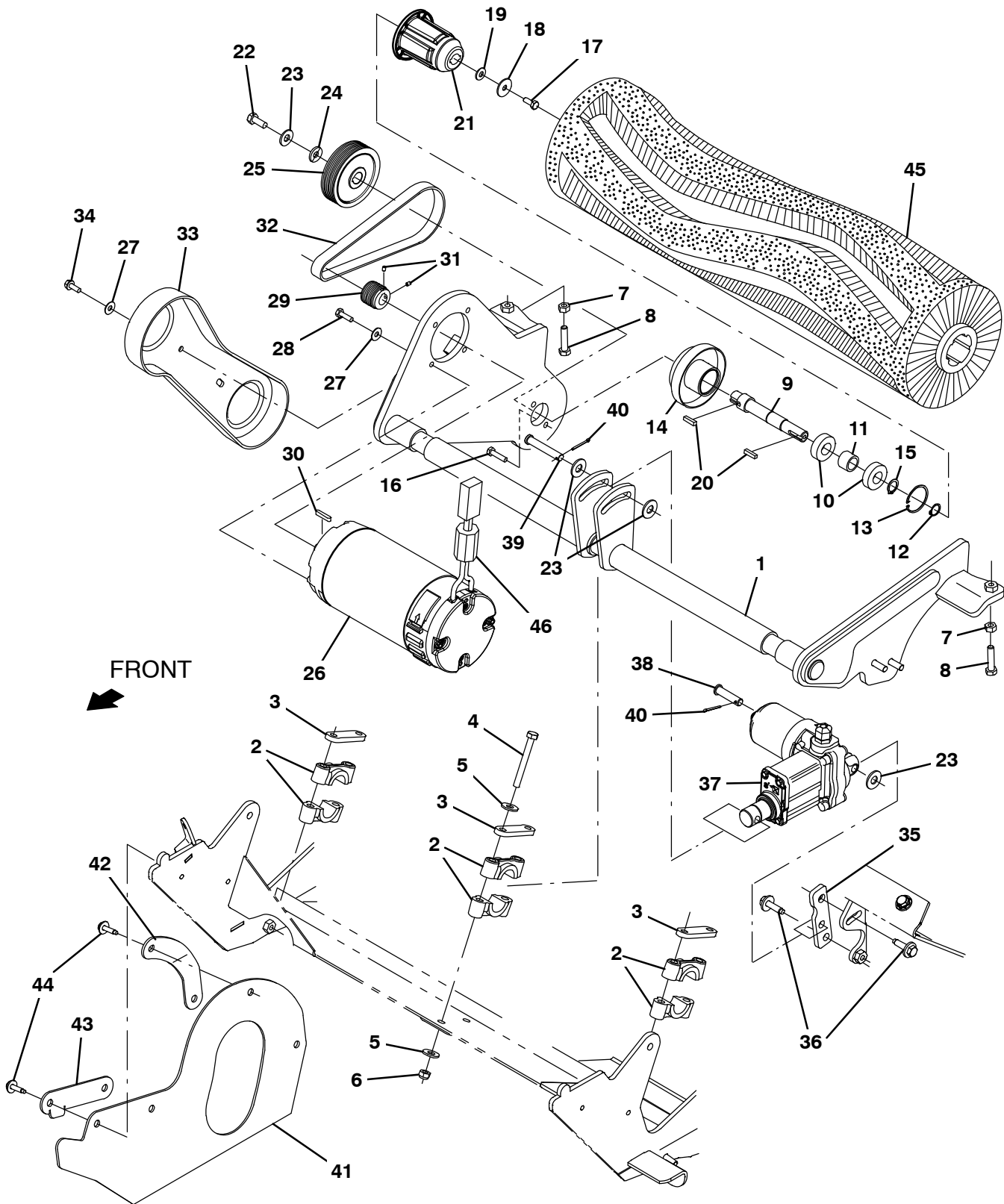


Fig. 22 – Pre-Sweep Brush Drive Group

Ref.	Part No.	Serial Number	Description	Qty.
1	1205565	(000000–	) Arm Wldt, Brush	1
2	381502	(000000–	) Bearing, Split, 1.00b	6
3	382224	(000000–	) Plate, Sppt	3
4	09767	(000000–	) Screw, Hex, M8 X 1.25 X 70, Ss	6
5	32491	(000000–	) Washer, Flat, 0.31, Std	12
6	08713	(000000–	) Nut, Hex, Lock, M8 X 1.25, NI, Ss	6
7	07786	(000000–	) Nut, Hex, Std, M8 X 1.25, Ss	2
8	09023	(000000–	) Screw, Hex, M8 X 1.25 X 35, FI, Ss	2
9	1211399	(000000–	) Shaft, Drive, Pre-Sweep, Lrg Brg	1
10	28010	(000000–	) Bearing, Ball, 0.62b 1.38d 0.43w	2
11	1055051	(000000–	) Spacer, Brg	1
12	01516	(000000–	) Ring, Retaining, Ext, 0.59d, Basic	1
13	18136	(000000–	) Ring, Retaining, Ext, 0.62d, Basic	1
14	1063363	(000000–	) Housing Wldt, Brg, Pre-Sweep	1
15	01513	(000000–	) Ring, Retaining, Int,	1
16	09007	(000000–	) Screw, Hex, M6 X 1.00 X 25, Ss	2
17	11329	(000000–	) Screw, Hex, M6 X 1.00 X 16, NI, Ss	1
18	397779	(000000–	) Washer, Flat, 0.28b 1.00d .06, Stl, Blk	1
19	41185	(000000–	) Washer, Flat, Belleville, .25	1
20	00911	(000000–	) Key, Sq, 0.19 X 0.19, 0.75l	2
21	12269	(000000–	) Plug, Drive, Brush, Nyl	1
22	09740	(000000–	) Screw, Hex, M8 X 1.25 X 20, Ss	1
23	01686	(000000–	) Washer, Flat, 0.44b 1.00d .08, Ss	4
24	41186	(000000–	) Washer, Flat, Belleville, .31	1
25	1054591	(000000–	) Sheave, 07grv, 03.3pd 0.63b [Pj]	1
26	1053342	(000000–	) Motor, Ele, 36vdc 1750rpm 1.00hp 22.0a	1
27	01684	(000000–	) Washer, Flat, 0.27b 0.69d .05, Ss	6
28	08716	(000000–	) Screw, Hex, M6 X 1.00 X 20, Ss	4
29	1054581	(000000–	) Sheave, 07grv, 1.22pd 0.55b [Pj]	1
30	1014328	(000000–	) Key, Sq, 05mm X 05mm, 25mml	1
31	222818	(000000–	) Screw, Set, Soc, 08–32 X 0.25, NI	2
32	9020257	(000000–	) Belt Kit, Preswp, Afmkt [T17]	1
33	1059308	(000000–	) Cover, Belt, Pre-Sweep	1
34	361339	(000000–	) Screw, Hex, M6 X 1.00 X 16, Fmg	2
35	1209802	(000000–	) Bracket Wldt, Adj, Actuator	1
36	1037354	(000000–	) Screw, Hex, M8 X 1.25 X 30, 9.8, Sems	2
37	1208772	(000000–	) Actuator, 36vdc, 2.08strk, 500lbs	1
38	1009356	(000000–	) Pin, Clevis, 10mmd X 040mml	1
39	222260	(000000–	) Pin, Clevis, 0.37d X 2.25l	1
40	08170	(000000–	) Pin, Cotter, .062 X 0.50	2
41	1207488	(000000–	) Skirt, Rbr, .12, 09.11w 16.61l, 05/Hole	1
42	1207486	(000000–	) Plate, Retainer, Skirt, Rh, Curved	1
43	1207487	(000000–	) Plate, Retainer, Skirt, Rh, Straight	1
44	1036892	(000000–	) Screw, Hex, M6 X 1.00 X 25, 9.8, Sems	4
45	1211934	(000000–	) Brush, Swp, 28l, Wedge, Pyp, Spl	1
46	1052126	(000000–	) Inductor, 12.7Mm [156 Imp At 25Mhz]	1

Fig. 23 – Pre-Sweep Brush Idler Group

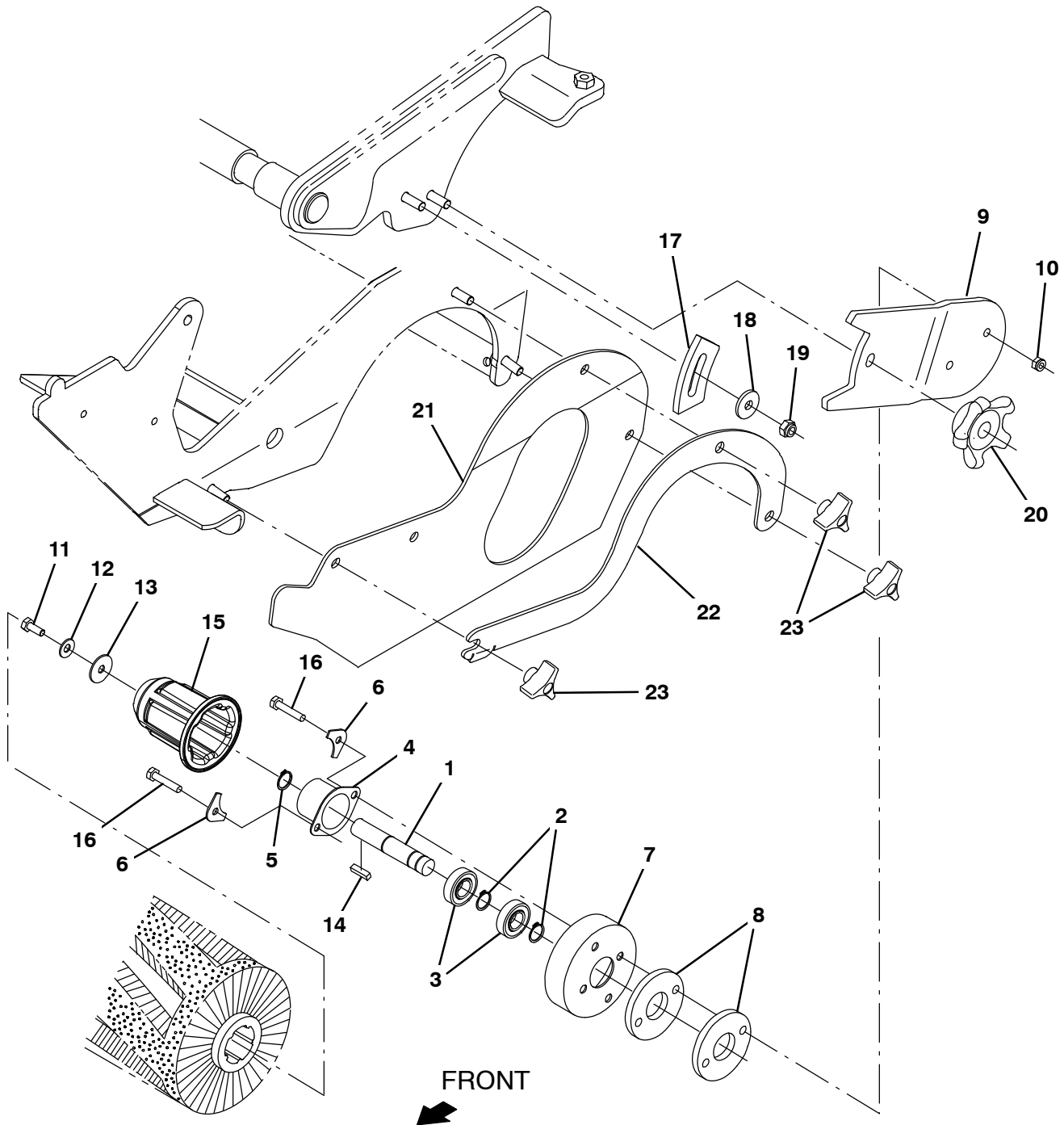




Fig. 23 – Pre-Sweep Brush Idler Group

	Ref.	Part No.	Serial Number	Description	Qty.
▽		48749	(000000–	) Bearing Assy, W/Shaft	1
▲	1	15522	(000000–	) Shaft, Idler, Brush, Main	1
▲	2	01516	(000000–	) Ring, Retaining, Ext, 0.59d, Basic	2
▲	3	41360	(000000–	) Bearing, Ball, 0.59b 1.26d 0.35w[2seal]	2
▲	4	41362	(000000–	) Housing, Flng, Brg	1
▲	5	86773	(000000–	) Ring, Retaining, Ext, 0.59d, Basic	1
	6	32408	(000000–	) Plate, Hold-Down	2
	7	32720	(000000–	) Shield, Plug, Drive	1
	8	392215	(000000–	) Spacer, Arm, Brush	2
	9	1056189	(000000–	) Arm, Brush, Pre-Sweep, Idler, Lh	1
	10	08708	(000000–	) Nut, Hex, Lock, M6 X 1.00, NI	2
	11	11329	(000000–	) Screw, Hex, M6 X 1.00 X 16, NI, Ss	1
	12	41185	(000000–	) Washer, Flat, Belleville, .25	1
	13	397779	(000000–	) Washer, Flat, 0.28b 1.00d .06, Stl, Blk	1
	14	00911	(000000–	) Key, Sq, 0.19 X 0.19, 0.75l	1
	15	12269	(000000–	) Plug, Drive, Brush, Nyl	1
	16	1040803	(000000–	) Screw, Hex, M6 X 1.00 X 30mm, Ss	2
	17	81884	(000000–	) Plate, Arm, Adj	1
	18	1017218	(000000–	) Washer, Flat, 0.32b 1.00d .12, Ss	1
	19	08713	(000000–	) Nut, Hex, Lock, M8 X 1.25, NI, Ss	1
	20	1054948	(000000–	) Knob Assy, Star, 3.21d 5ear M8	1
	21	1207488	(000000–	) Skirt, Rbr, .12, 09.11w 16.61l, 05/Hole	1
	22	1207485	(000000–	) Plate, Retainer, Skirt, Lh	1
	23	222470	(000000–	) Knob, Star, 1.50d 0.88l 3ear M8x1.25 Fem	3

Fig. 24 – Pre-Sweep Side Brush Group

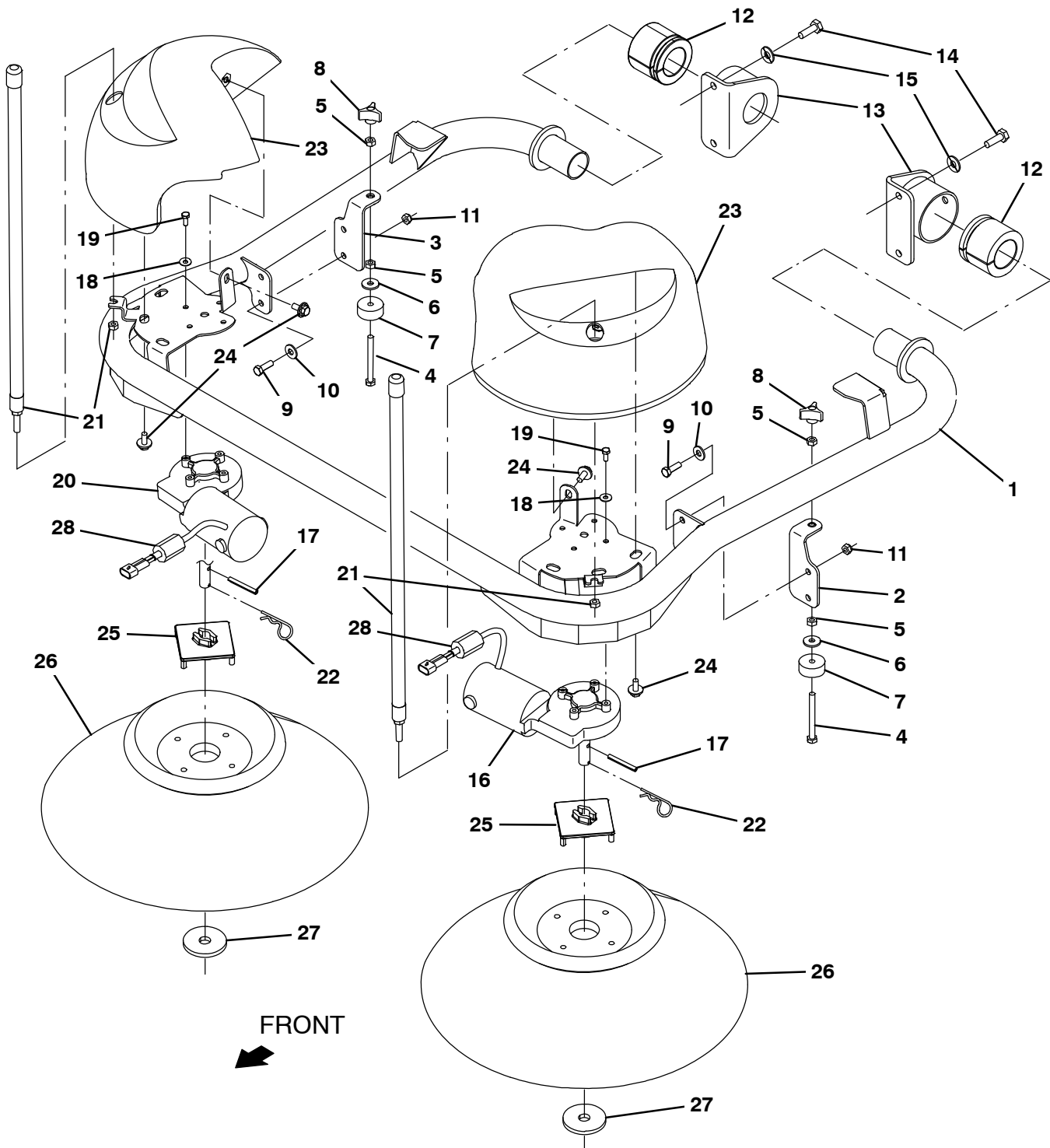
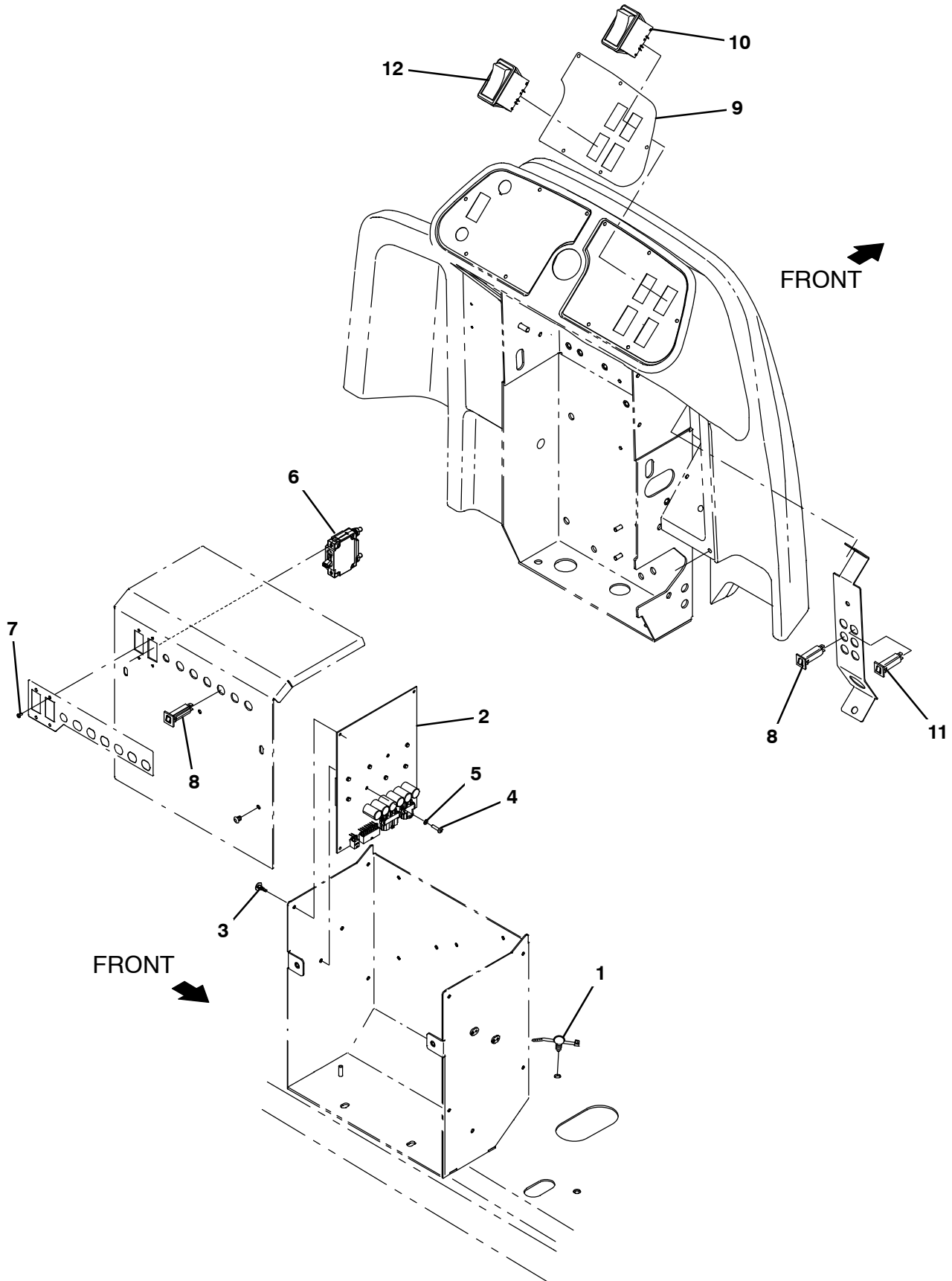


Fig. 24 – Pre-Sweep Side Brush Group

Ref.	Part No.	Serial Number	Description	Qty.
1	1205449	(000000–	) Tube Wldt, Arm, Brush, Side	1
2	1207045	(000000–	) Bracket Wldt, Brush, Adj, Lh	1
3	1207047	(000000–	) Bracket Wldt, Brush, Adj, Rh	1
4	1060394	(000000–	) Screw, Hex, M8 X 1.25 X 80, Fl, Ss	2
5	07786	(000000–	) Nut, Hex, Std, M8 X 1.25, Ss	4
6	1017218	(000000–	) Washer, Flat, 0.32b 1.00d .12, Ss	2
7	364614	(000000–	) Bumper, Rbr, 1.5d 0.63 0.31h	2
8	222470	(000000–	) Knob, Star, 1.50d 0.88l 3ear M8x1.25 Fem	2
9	09010	(000000–	) Screw, Hex, M8 X 1.25 X 25, Ss	4
10	01685	(000000–	) Washer, Flat, 0.38b 0.88d .08, Ss	4
11	08713	(000000–	) Nut, Hex, Lock, M8 X 1.25, NI, Ss	4
12	1053815	(000000–	) Bushing, Flex, Ure	2
13	1060210	(000000–	) Housing Wldt, Pivot	2
14	12317	(000000–	) Screw, Hex, M10 X 1.50 X 30, Ss	4
15	01686	(000000–	) Washer, Flat, 0.44b 1.00d .08, Ss	4
16	1212823	(000000–	) Motor, Ele, 36vdc 0.08hp 0068rpm Gear Lh	1
17	11398	(000000–	) Pin, Roll, .250d X 2.00l, .250/.256	2
18	01684	(000000–	) Washer, Flat, 0.27b 0.69d .05, Ss	8
19	11329	(000000–	) Screw, Hex, M6 X 1.00 X 16, NI, Ss	8
20	1212824	(000000–	) Motor, Ele, 36vdc 0.08hp 0068rpm Gear Rh	1
21	1211837	(000000–	) Marker, Corner	2
22	02942	(000000–	) Pin, Hair, Cotter, 0.62d .120 Wir	2
23	9020221	(000000–	) Cover, Motor, Preswp, Afmkt [T17]	2
24	1020341	(000000–	) Screw, Hex, M8 X 1.25 X 20, Ss, Sems	8
25	1017441	(000000–	) Plate, Adapter, Brush	2
26	87419	(000000–	) Brush, Disk, Swp, 19.0d, Pyp	2
27	1017802	(000000–	) Washer, Flat, 0.66b 2.50d .19, Ss	2
28	1213802	(000000–	) Inductor, Ferrite [spit Case, 220@100Hz]	2

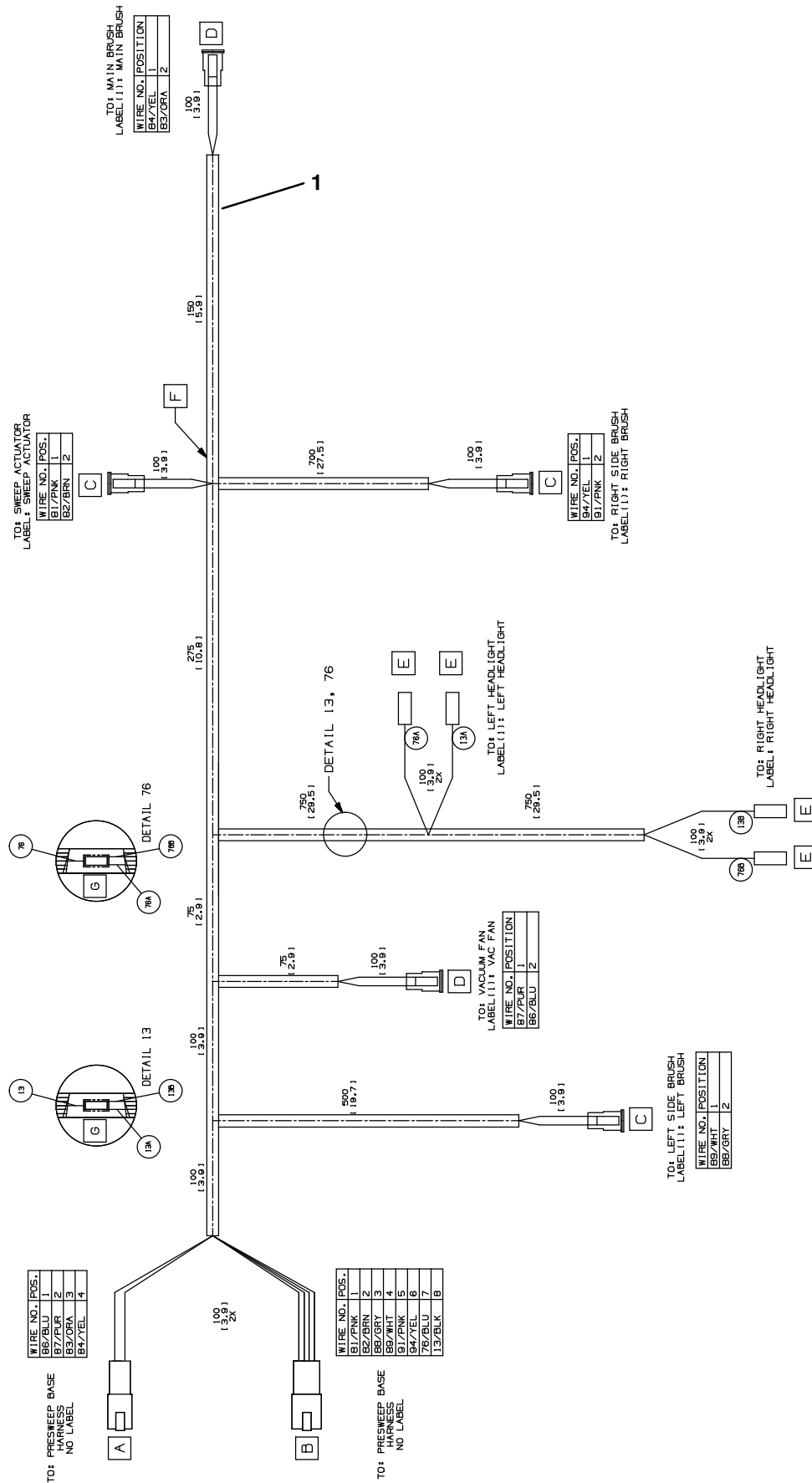
Fig. 25 – Pre-Sweep Electrical Group



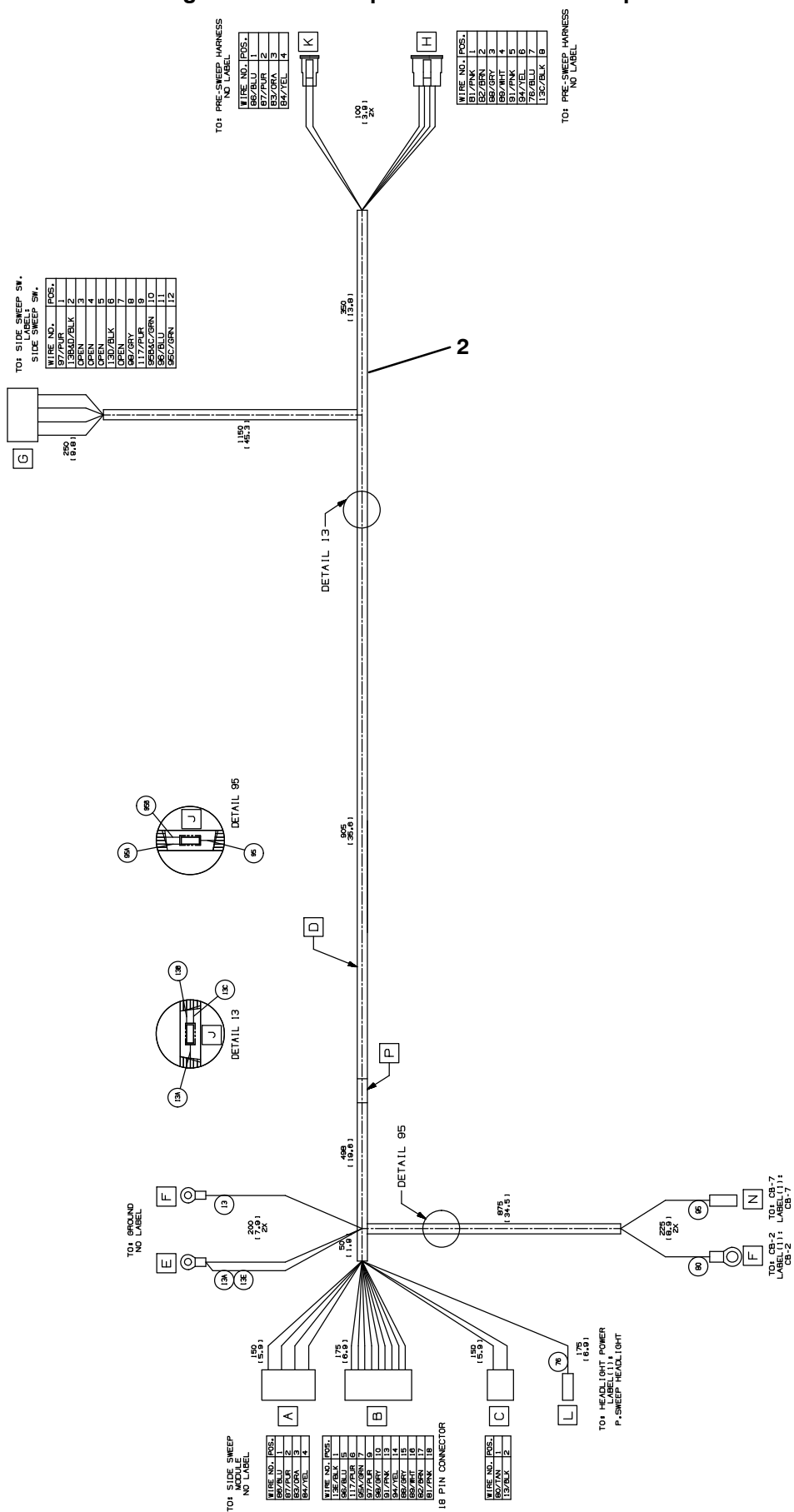
**Fig. 25 – Pre-Sweep Electrical Group**

Ref.	Part No.	Serial Number	Description	Qty.
1	1210807	(000000– )	Wire, Tie [W/.25" Fir Tree Clip]	6
2	9020229	(000000– )	Circuit Board Kit, H2o, Afmkt [T17]	1
3	1210399	(000000– )	Stand-Off, Circuitboard [0.25"]	4
4	06926	(000000– )	Screw, Pan, Phl, M4 X 0.70 X 10, 4.8	2
5	1202860	(000000– )	Washer, Flat, 0.17b 0.31d .03, Nyl	2
6	1210969	(000000– )	Circuitbreaker, 50.0a, Resetable	1
7	06919	(000000– )	Screw, Pan, Phl, M3 X 0.50 X 6, 4.8	2
8	1064184	(000000– )	Circuitbreaker, 02.5a, Resetable	2
9	1208217	(000000– )	Label, Opertnl, Console, Rh, W/Pre-Sweep	1
10	1207284	(000000– )	Switch, Rocker [Mom,Off,Mom, Dual Led]	1
11	1064188	(000000– )	Circuitbreaker, 15.0a, Resetable	1
12	377084	(000000– )	Switch, Rocker, Prgrsv	1

Fig. 26 – Pre-Sweep Wire Harnesses Group



**3-53**



**Fig. 26 – Pre-Sweep Wire Harnesses Group**

<b>Ref.</b>	<b>Part No.</b>	<b>Serial Number</b>	<b>Description</b>	<b>Qty.</b>
1	1073054	(000000– )	Harness, Ele [Presweep, Head, T17]	1
2	1073042	(000000– )	Harness, Ele [Presweep, Base, T17]	1





Fig. 27 – Auto Fill Group

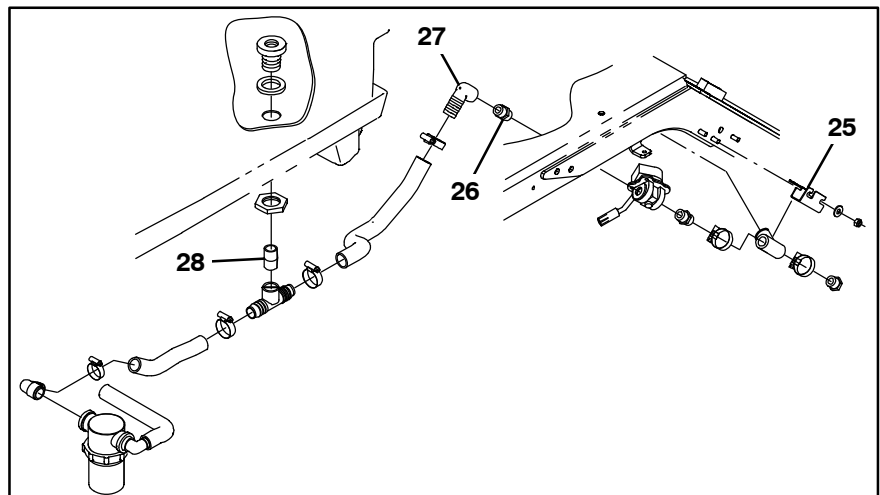
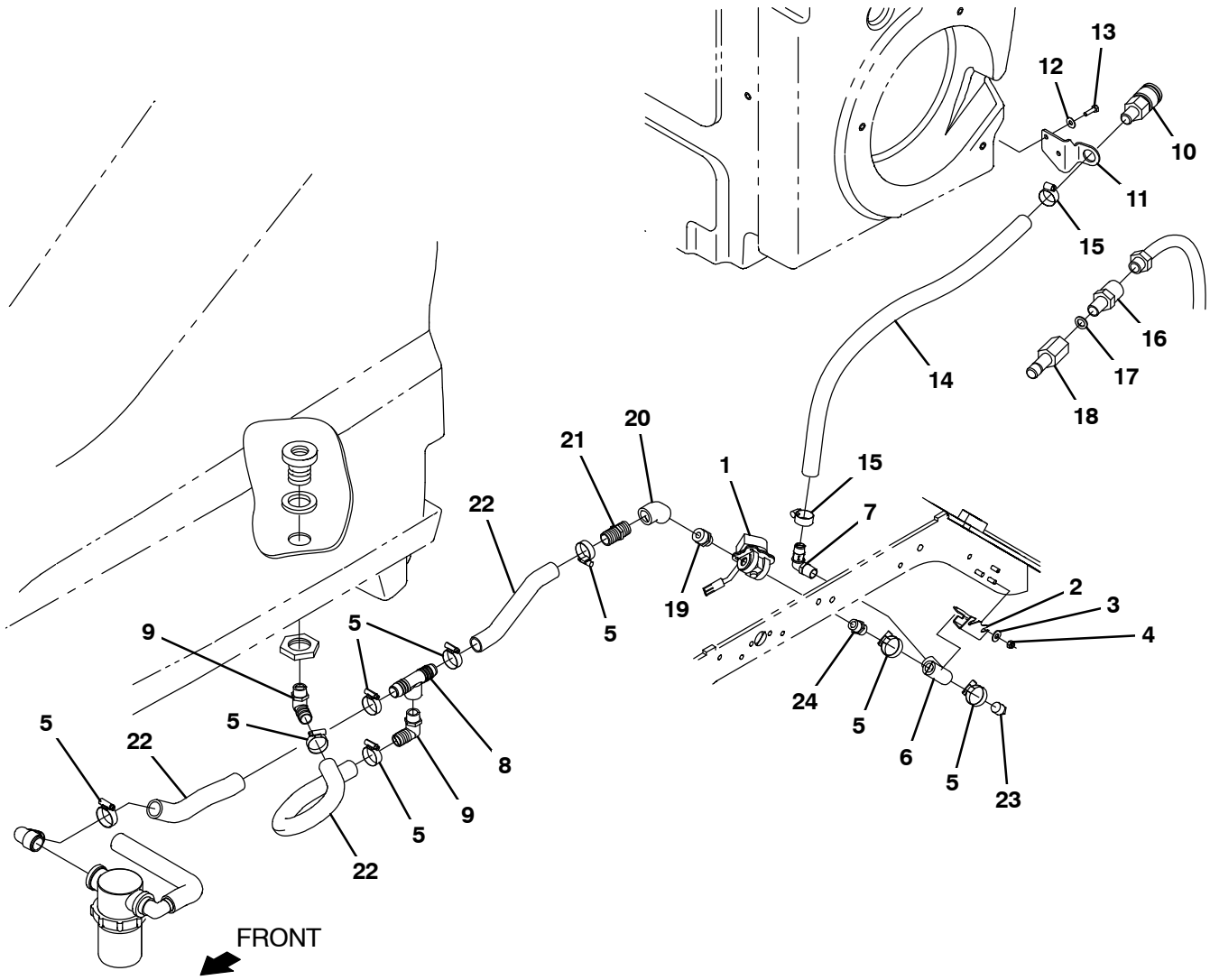


Fig. 27 – Auto Fill Group

Ref.	Part No.	Serial Number	Description	Qty.
1	41410	(000000–	) Valve, Water, Solenoid, 36vdc Pf08/Pf08	1
2	1220430	(013000–	) Bracket, Mtg, Ftg, Auto Fill	1
3	01685	(000000–	) Washer, Flat, 0.38b 0.88d .08, Ss	2
4	08713	(000000–	) Nut, Hex, Lock, M8 X 1.25, NI, Ss	2
5	11399	(000000–	) Clamp, Hose, Wormdrive, 0.81–1.50d, .50w	8
6	79497	(000000–	) Fitting, Plstc, Tee, Pf08/Pf08/Pf08	1
7	63244–2	(000000–	) Fitting, Plstc, E90, Bm12/Pm08	1
8	365096	(000000–	) Fitting, Plstc, Tee, Bm16/Pf12/Bm16, Br	1
9	18595	(013000–	) Fitting, Plstc, E90, Bm16/Pm12	2
10	24105	(000000–	) Fitting, Brs, Qdc, Bm12/Qf08	1
11	1208043	(000000–	) Bracket, Mtg, Fitting, Qdc	1
12	01684	(000000–	) Washer, Flat, 0.27b 0.69d .05, Ss	2
13	11329	(000000–	) Screw, Hex, M6 X 1.00 X 16, NI, Ss	2
14	1045034	(000000–	) Hose, Afmkt, Pvc, Wir, 0.75id, 08ft, Clr	2
15	63810	(000000–	) Clamp, Hose, Wormdrive, 0.56–1.06d, .56w	4
16	375321	(000000–	) Fitting, Brs, Str, Pm08/Garden Hose	1
17	01316	(000000–	) Washer, Flat, 0.66b 1.00d .12, Rbr	1
18	33295	(000000–	) Fitting, Brs, Qdc, Pf08	1
19	1005218	(013000–	) Fitting, Plstc, Str, Pm08/Pm12, Nyl	1
20	10575	(013000–	) Fitting, Plstc, E45, Pf12/Pf12	1
21	57379	(013000–	) Fitting, Plstc, Str, Bm16/Pm12	1
22	1214095	(000000–	) Hose, Afmkt, Pvc, Wir, 1.00 Id, 03ft, Clr	3
23	17521	(000000–	) Fitting, Pipe, Plug, Pm08, Sq Head	1
24	86508	(000000–	) Fitting, Plstc, Str, Pm08/Pm08	1
25	1207777	(000000–010999	) Bracket, Mtg, Ftg, Auto Fill	1
26	86508	(000000–010999	) Fitting, Plstc, Str, Pm08/Pm08	3
27	1210841	(000000–010999	) Fitting, Plstc, E90, Bm16/Pf8	1
28	69784	(000000–010999	) Fitting, Plstc, Str, Pm12/Pm12 Close	1

Fig. 28 – ES Auto Fill Group

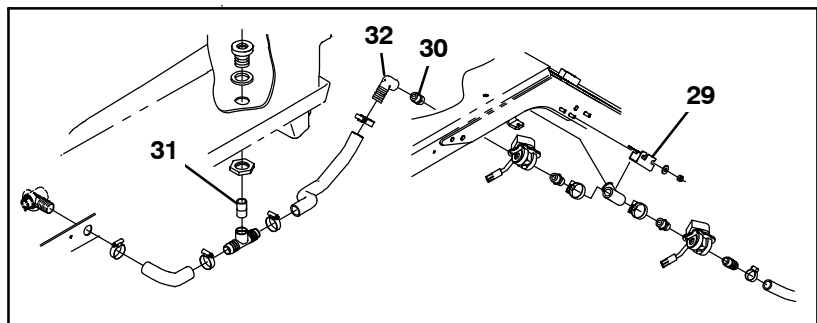
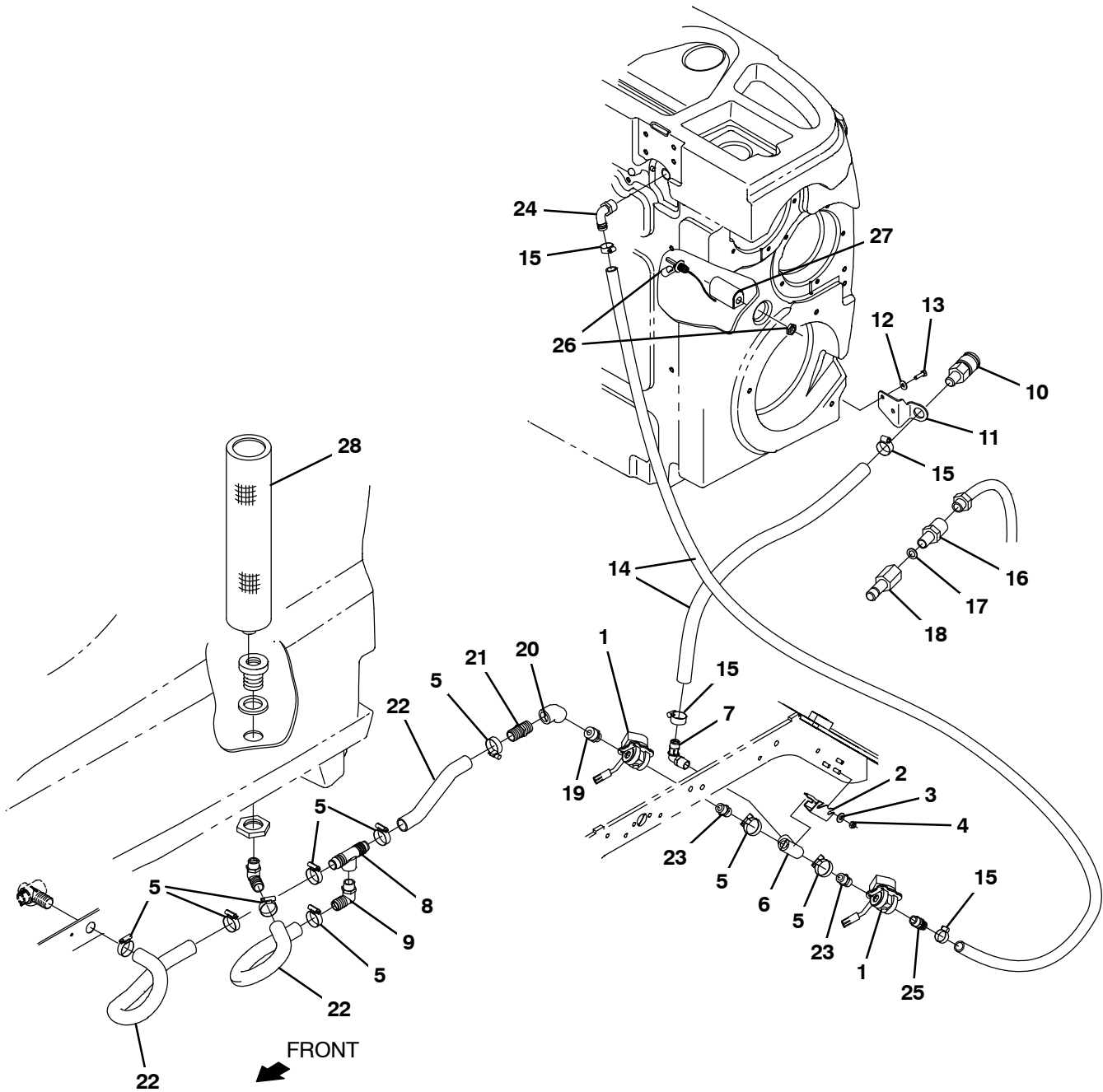


Fig. 28 – ES Auto Fill Group

Ref.	Part No.	Serial Number	Description	Qty.
1	41410	(000000– )	Valve, Water, Solenoid, 36vdc Pf08/Pf08	1
2	1220430	(013000– )	Bracket, Mtg, Ftg, Auto Fill	1
3	01685	(000000– )	Washer, Flat, 0.38b 0.88d .08, Ss	2
4	08713	(000000– )	Nut, Hex, Lock, M8 X 1.25, NI, Ss	2
5	11399	(000000– )	Clamp, Hose, Wormdrive, 0.81–1.50d, .50w	8
6	79497	(000000– )	Fitting, Plstc, Tee, Pf08/Pf08/Pf08	1
7	63244–2	(000000– )	Fitting, Plstc, E90, Bm12/Pm08	1
8	365096	(000000– )	Fitting, Plstc, Tee, Bm16/Pf12/Bm16, Br	1
9	18595	(013000– )	Fitting, Plstc, E90, Bm16/Pm12	2
10	24105	(000000– )	Fitting, Brs, Qdc, Bm12/Qf08	1
11	1208043	(000000– )	Bracket, Mtg, Fitting, Qdc	1
12	01684	(000000– )	Washer, Flat, 0.27b 0.69d .05, Ss	2
13	11329	(000000– )	Screw, Hex, M6 X 1.00 X 16, NI, Ss	2
14	1045034	(000000– )	Hose, Afmkt, Pvc, Wir, 0.75id, 08ft, Clr	2
15	63810	(000000– )	Clamp, Hose, Wormdrive, 0.56–1.06d, .56w	4
16	375321	(000000– )	Fitting, Brs, Str, Pm08/Garden Hose	1
17	01316	(000000– )	Washer, Flat, 0.66b 1.00d .12, Rbr	1
18	33295	(000000– )	Fitting, Brs, Qdc, Pf08	1
19	1005218	(013000– )	Fitting, Plstc, Str, Pm08/Pm12, Nyl	1
20	10575	(013000– )	Fitting, Plstc, E45, Pf12/Pf12	1
21	57379	(013000– )	Fitting, Plstc, Str, Bm16/Pm12	1
22	1214095	(000000– )	Hose, Afmkt, Pvc, Wir, 1.00 Id, 03ft, Clr	3
23	86508	(000000– )	Fitting, Plstc, Str, Pm08/Pm08	2
24	14877	(000000– )	Fitting, Plstc, E90, Bm12/Pm12	1
25	78398	(000000– )	Fitting, Plstc, Str, Bm12/Pm08, Nyl	1
26	385685	(000000– )	Sensor, Level, Liq, 14vdc 01a .62–11	1
27	1019285	(000000– )	Bracket, Protector, Float Switch	1
28	1208733	(000000– )	Filter, Soltn, 080mesh, Pm12 3.2s 17.5l	1
29	1207777	(000000–010999 )	Bracket, Mtg, Ftg, Auto Fill	1
30	86508	(000000–010999 )	Fitting, Plstc, Str, Pm08/Pm08	1
31	69784	(000000–010999 )	Fitting, Plstc, Str, Pm12/Pm12 Close	1
32	1210841	(000000–010999 )	Fitting, Plstc, E90, Bm16/Pf8	1

Fig. 29 – ES Pump Group

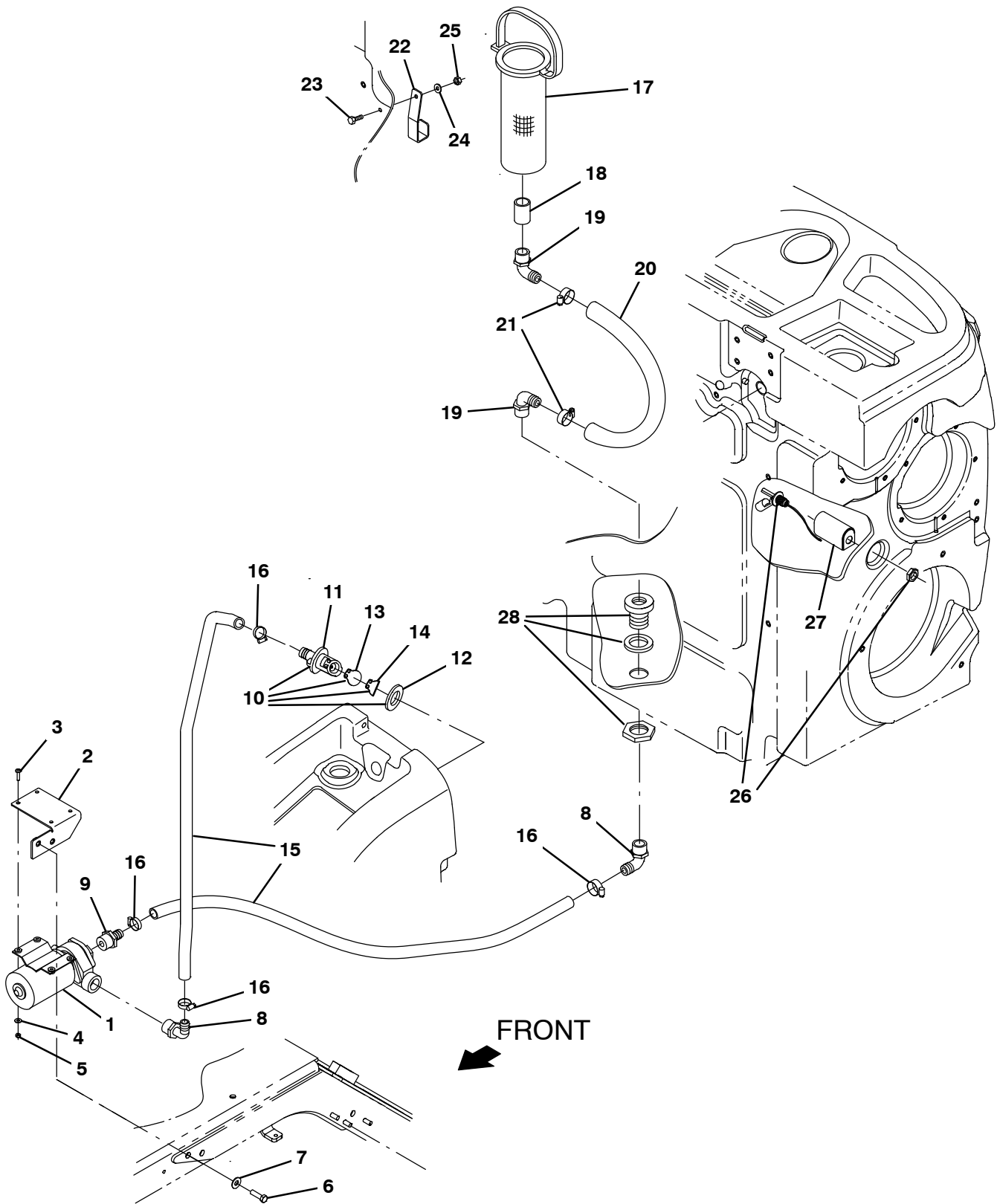


Fig. 29 – ES Pump Group

Ref.	Part No.	Serial Number	Description	Qty.
1	1057978	(000000–	) Pump, Soltn, 36vdc, Impeller	1
2	1207659	(000000–	) Bracket Weldmt, Mtg, Pump	1
3	24196	(000000–	) Screw, Pan, Phl, M5 X 0.80 X 20, Ss	4
4	01683	(000000–	) Washer, Flat, 10, Ss	4
5	09739	(000000–	) Nut, Hex, Lock, M5 X 0.80, NI, Ss	4
6	09011	(000000–	) Screw, Hex, M8 X 1.25 X 30, Ss	2
7	01685	(000000–	) Washer, Flat, 0.38b 0.88d .08, Ss	2
8	73468	(000000–	) Fitting, Plstc, E90, Bm10/Pm12	2
9	71628	(000000–	) Fitting, Plstc, Str, Bm10/Pm12 [Nylon]	1
▽	10	9014338	(000000–) Valve Kit, Check, Es [T17]	1
▲	11	78840	(000000–) Valve, Check, Pump, Water	1
▲	12	73342	(000000–) Gasket, .25 1.88d 1.0id [Poron]	1
▲	13	78841	(000000–) Flapper, Valve, Pump, Water	1
▲	14	1217187	(000000–) Flap, Resistor, Check Valve	1
	15	1015032	(000000–) Hose, Afmkt, Pvc, Brd, 0.62id, 08ft, Clr	1
	16	54333	(000000–) Clamp, Hose, Wormdrive, 0.31–0.88d, .31w	4
	17	386652	(000000–) Strainer, Soltn, 20mesh, Cyl, 3.5d 09.5l	1
	18	05134	(000000–) Fitting, Plstc, Str, Pf12/Pf12	1
	19	14877	(000000–) Fitting, Plstc, E90, Bm12/Pm12	2
	20	1006410	(000000–) Hose, Afmkt, Pvc, Brd, 0.75id, 03ft, Clr	1
	21	63810	(000000–) Clamp, Hose, Wormdrive, 0.56–1.06d, .56w	2
	22	1061954	(000000–) Bracket, Strainer, Pump, Es	1
	23	09007	(000000–) Screw, Hex, M6 X 1.00 X 25, Ss	1
	24	76426	(000000–) Washer, Sealing, 0.28b 0.75d Ss, Neo	1
	25	08712	(000000–) Nut, Hex, Lock, M6 X 1.00, NI, Ss	1
	26	385685	(000000–) Sensor, Level, Liq, 14vdc 01a .62–11	1
	27	1019285	(000000–) Bracket, Protector, Float Switch	1
	28	377349	(000000–) Fitting, Plstc, Pf12/Pf12, Bh	1

Fig. 30 – ES Detergent Metering / Severe Environment Group

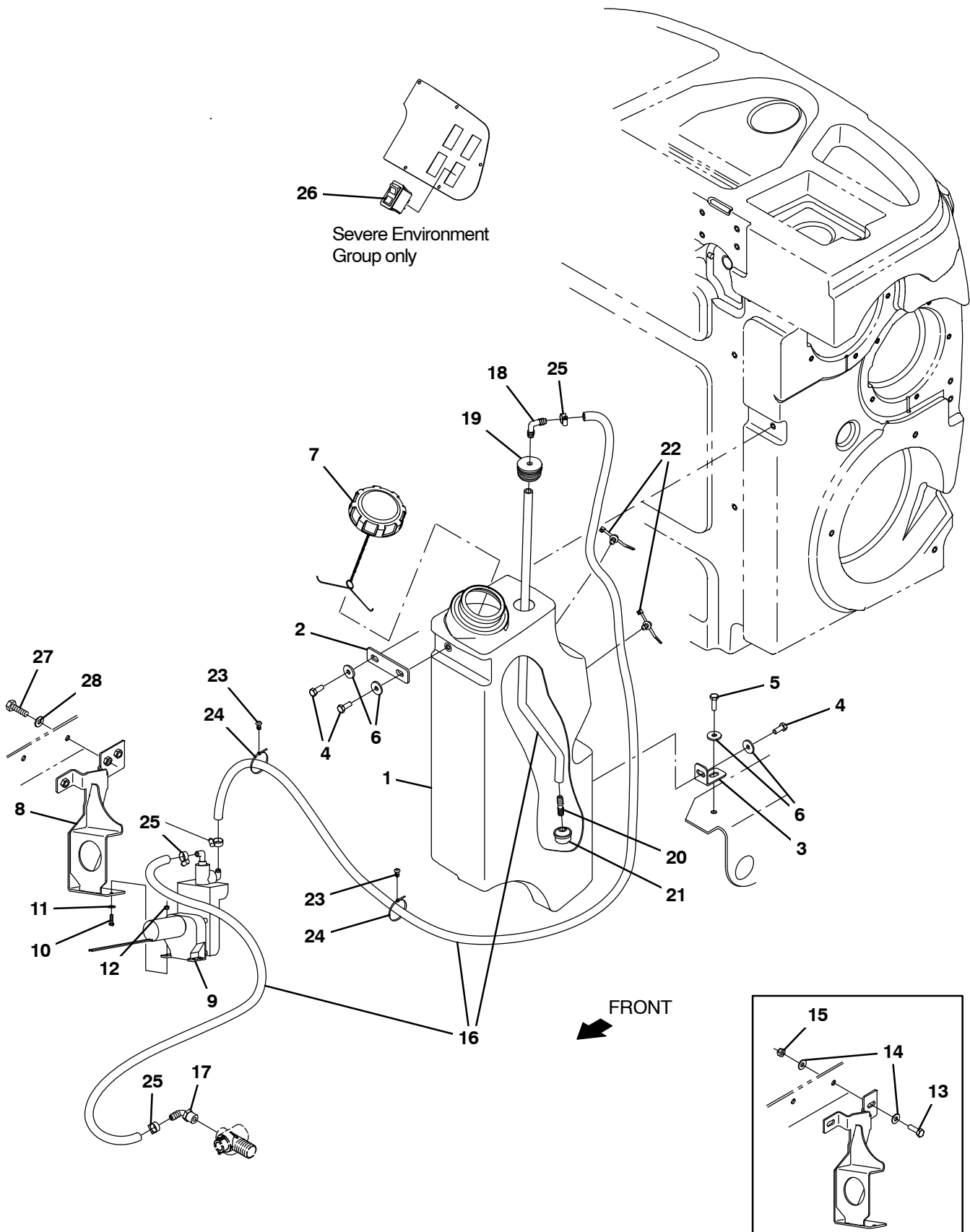




Fig. 30 – ES Detergent Metering / Severe Environment Group

Ref.	Part No.	Serial Number	Description	Qty.
1	9020258	(000000– )	Tank Kit, Detergent, Afmkt [T17]	1
1	9020288	(000000– )	Tank Kit, Detergent, Tj Afmkt [T17] (Japan Only)	1
2	1208732	(000000– )	Plate, Mtg, Tank, Detergent	1
3	1207750	(000000– )	Bracket, Mtg, Tank, Detergent	1
4	12273	(000000– )	Screw, Hex, M8 X 1.25 X 20, NI, Ss	3
5	09011	(000000– )	Screw, Hex, M8 X 1.25 X 30, Ss	1
6	1017218	(000000– )	Washer, Flat, 0.32b 1.00d .12, Ss	4
7	1011885	(000000– )	Cap, Tank	1
8	1213317	(000000–010999 )	Bracket Wldt, Pump	1
8	1225439	(013000– )	Bracket Wldt, Pump	1
9	386364	(000000– )	Pump, Detgt, 36vdc (See Breakdowns)	1
10	24265	(000000– )	Screw, Pan, Phl, M4 X 0.70 X 16, Ss	2
11	01683	(000000– )	Washer, Flat, 10, Ss	2
12	33932	(000000– )	Nut, Hex, Lock, M4 X 0.70, NI, Ss	2
13	09010	(000000–010999 )	Screw, Hex, M8 X 1.25 X 25, Ss	2
14	32490	(000000–010999 )	Washer, Flat, 0.25, Std	4
15	08713	(000000–010999 )	Nut, Hex, Lock, M8 X 1.25, NI, Ss	2
16	1014981	(000000– )	Hose, Afmkt, Pvc, Brd, 0.38id, 20ft, Clr	1
17	1005630	(000000– )	Fitting, Plstc, E90, Bm06/Pm06, Nyl	1
18	20951	(000000– )	Fitting, Plstc, E90, Bm06/Bm06	1
19	20944	(000000– )	Grommet, Pye, 0.37id, F/1.5h, .13 Matl	1
20	20950	(000000– )	Fitting, Plstc, Str, Bm06/Bm06	1
21	20952	(000000– )	Screen, Pump	1
22	1210807	(000000– )	Wire, Tie [W/.25" Fir Tree Clip]	2
23	1071085	(000000– )	Clip, Tie, 0.25d, Plstc	4
24	130773	(000000– )	Tie, Cable, Nyl, 11.0l, .14w, 3.0 Max. D	6
25	43844	(000000– )	Clamp, Hose, Wormdrive, 0.25–0.62d, .31w	4
26	1207284	(000000– )	Switch, Rocker [Mom,Off,Mom, Dual Led] (Only on Severe Environment Group)	1
27	09011	(013000– )	Screw, Hex, M8 X 1.25 X 30, Ss	2
28	32490	(013000– )	Washer, Flat, 0.25, Std	2

Fig. 31 – ec-H2O Solution Pump Group

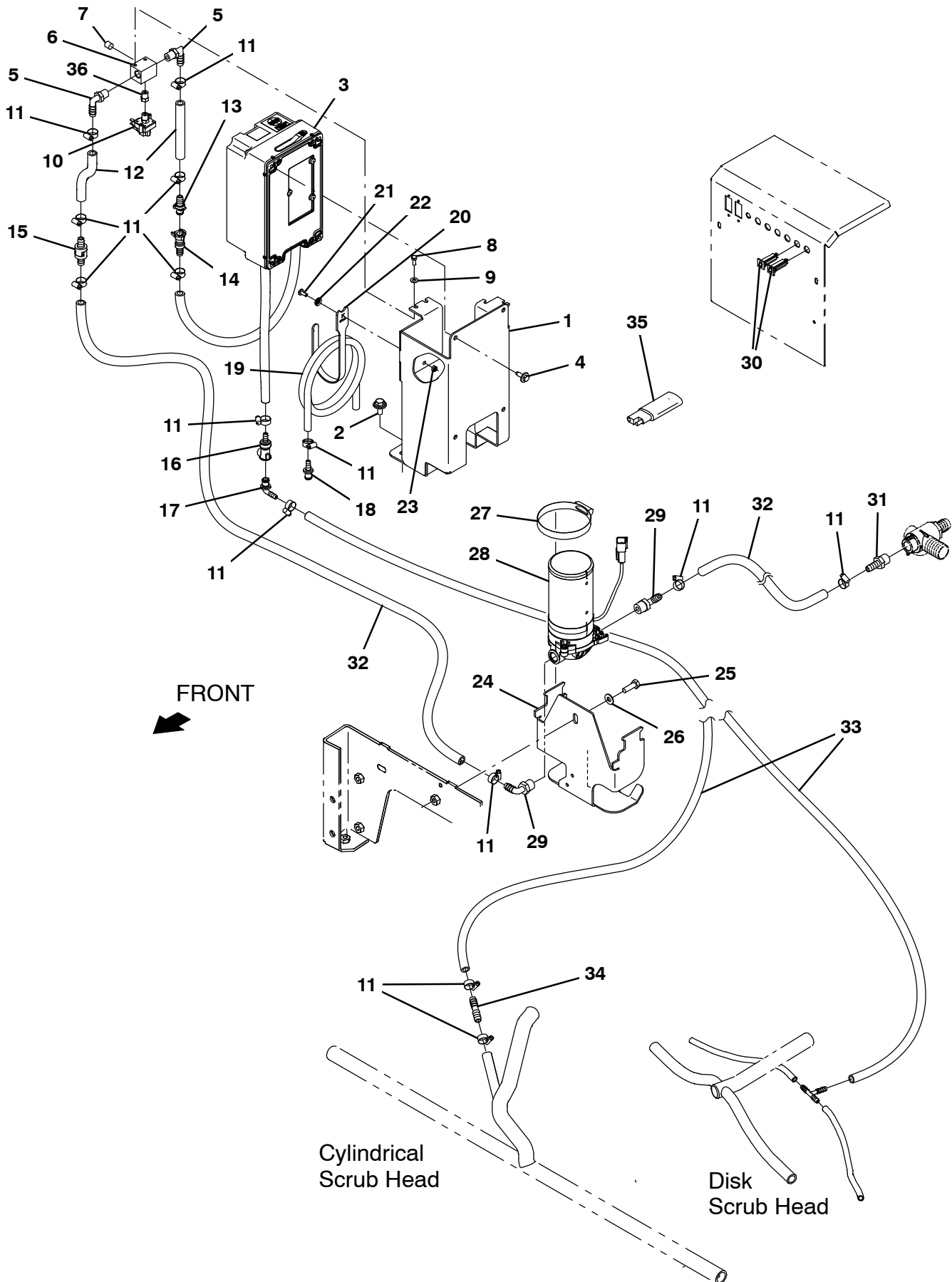


Fig. 31 – ec-H2O Solution Pump Group

Ref.	Part No.	Serial Number	Description	Qty.
1	1212443	(000000–	) Bracket Wldt, Mgt [T17 Ec-H2o]	1
2	1020341	(000000–	) Screw, Hex, M8 X 1.25 X 20, Ss, Sems	2
3	9020260	(000000–	) Ec-H2O Module Kit, Afmkt [T17] (See Breakdowns)	1
4	1040467	(000000–	) Screw, Hex, M6 X 1.00 X 20, 9.8, Sems	4
5	57248	(000000–	) Fitting, Plstc, E90, Bm06/Pm04, Nyl	2
6	1059231	(000000–	) Fitting, Stl, Pm04/Pm02/Pm04/Pm02, Spcl	1
7	150208	(000000–	) Fitting, Brs, Str, Pm02, Plug [Skhd]	1
8	09738	(000000–	) Screw, Hex, M5 X 0.80 X 12, Ss	2
9	01683	(000000–	) Washer, Flat, 10, Ss	2
10	1055254	(000000–	) Switch, Press, 25 Psi, Pm02	1
11	43844	(000000–	) Clamp, Hose, Wormdrive, 0.25–0.62d, .31w	15
12	1014974	(000000–	) Hose, Afmkt, Pvc, Brd, 0.38id, 02ft, Clr	2
13	1203814	(000000–	) Fitting, Plstc, Str, Bm06, Cplg, Male	1
14	1203454	(000000–	) Fitting, Plstc, Str, Bm06, Cplg, Fem	1
15	1015455	(000000–	) Valve, Check, 0005psi Bm06/Bm06	1
16	1203996	(000000–	) Fitting, Plstc, Str, Bm05, Cplg, Fem	1
17	1204024	(000000–	) Fitting, Plstc, E90, Bm04 Cplg Male	1
18	1204338	(000000–	) Fitting, Plstc, Str, Bm04, Cplg, Male	1
19	1011522	(000000–	) Hose, Afmkt, Pvc, Brd, 0.25ld, 03Ft	1
20	1067526	(000000–	) Fastener, 8.0l [Hook And Loop]	1
21	09200	(000000–	) Screw, Pan, Phl, M5 X 0.80 X 12, Ss	1
22	01683	(000000–	) Washer, Flat, 10, Ss	1
23	09739	(000000–	) Nut, Hex, Lock, M5 X 0.80, NI, Ss	1
24	1206138	(000000–010999	) Bracket, Pump	1
24	1221952	(013000–	) Bracket, Pump	1
25	09010	(000000–	) Screw, Hex, M8 X 1.25 X 25, Ss	1
26	32490	(000000–	) Washer, Flat, 0.25, Std	1
27	43555	(000000–	) Clamp, Hose, Wormdrive, , 0.25–0.62D, .31W	1
28	1200328	(000000–	) Pump, Soltn, Ele, 36vdc, 60psi	1
29	1005630	(000000–	) Fitting, Plstc, E90, Bm06/Pm06, Nyl	2
30	1064184	(000000–	) Circuitbreaker, 02.5a, Resetable	2
31	150538	(000000–	) Fitting, Plstc, Str, Bm06/Pm06	1
32	1014976	(000000–	) Hose, Afmkt, Pvc, Brd, 0.38id, 08ft, Clr	1
33	1014949	(000000–	) Hose, Afmkt, Pvc, Brd, 0.25id, 08ft, Clr	1
34	1039557	(000000–	) Fitting, Plstc, Str, Bm04/Bm06	1
35	1040868	(000000–	) Capacitor, Plug [.01 Uf, 200v]	1
36	1062403	(000000–	) Fitting, Brs, Snubber, Pm02/Pf02	1

Fig. 32 – ec-H2O solution Supply Group, Side Brush

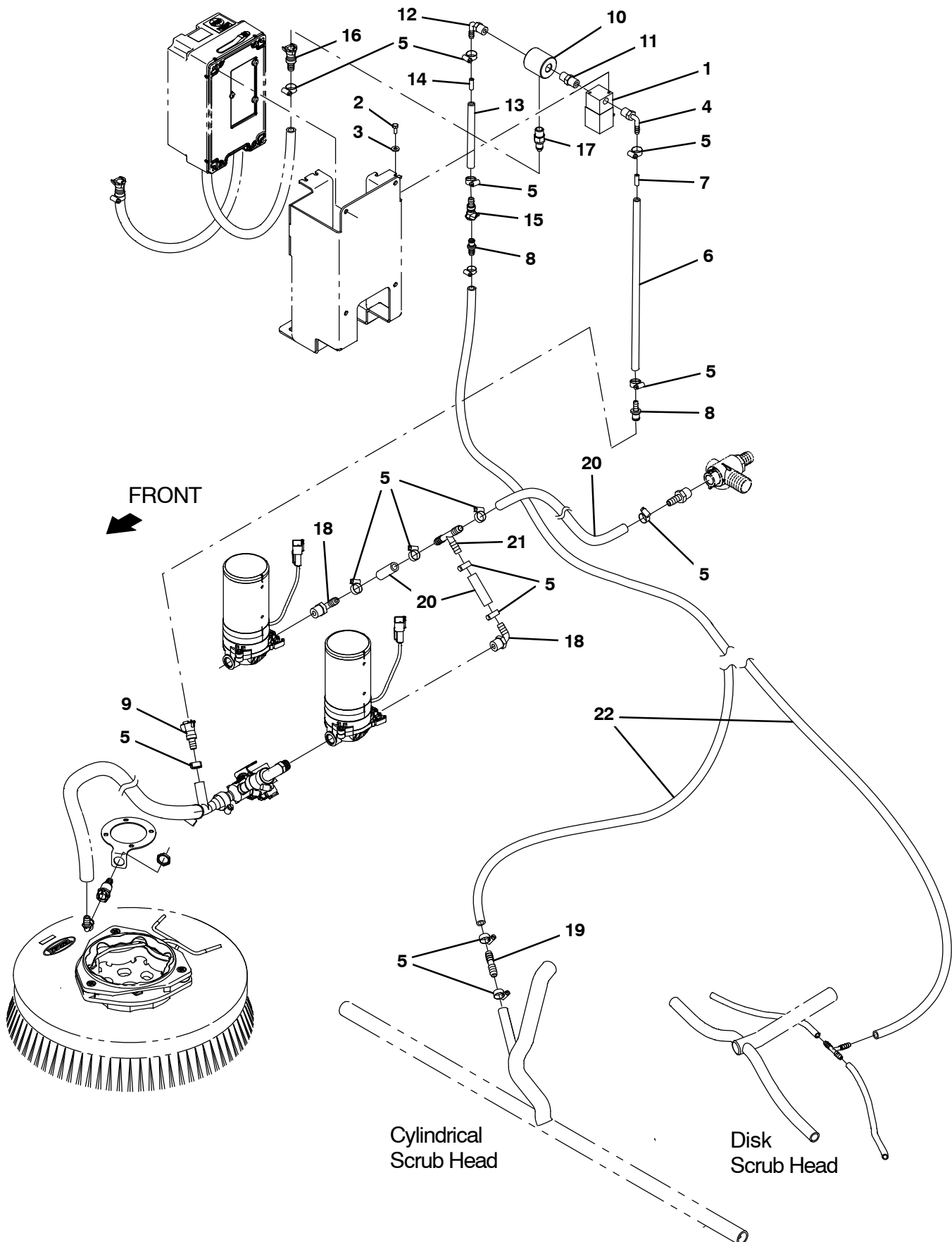
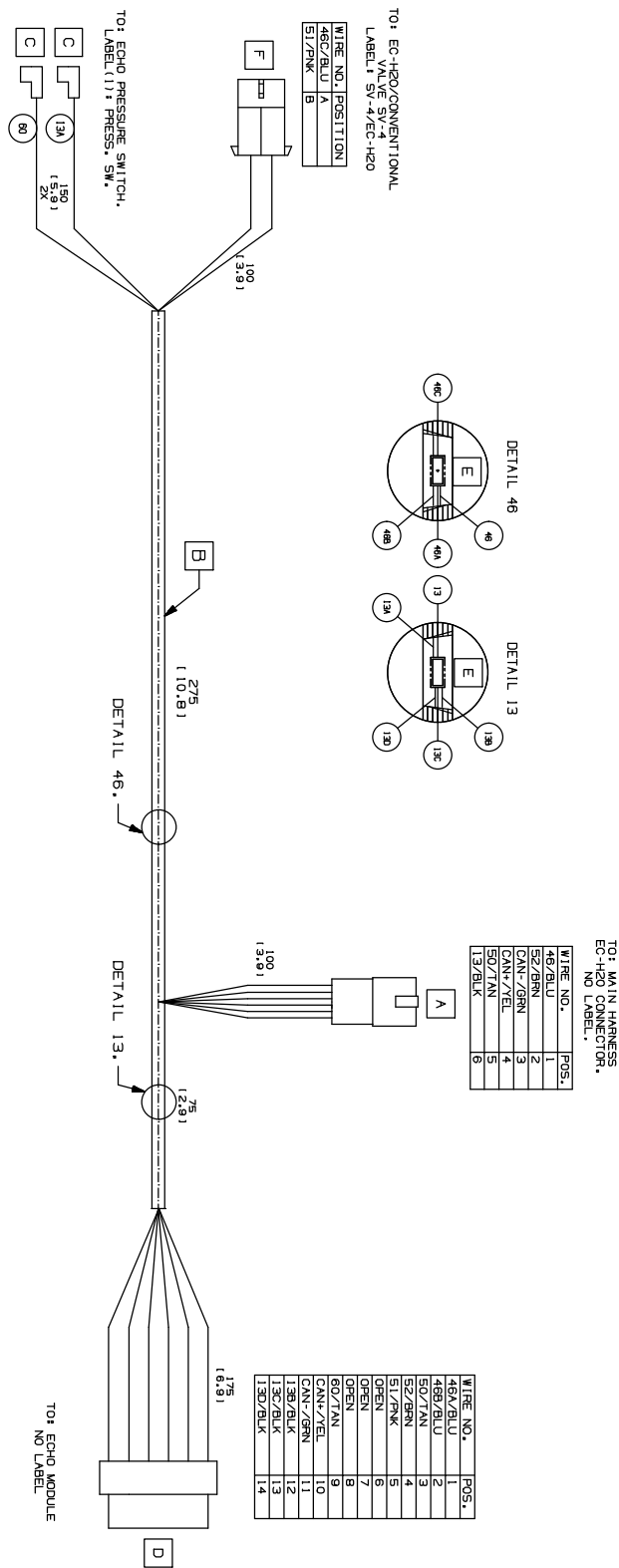


Fig. 32 – ec-H20 solution Supply Group, Side Brush

Ref.	Part No.	Serial Number	Description	Qty.
1	1028581	(000000–	) Valve, Water, Solenoid, 36vdc 6.0mm Pf04	1
2	09738	(000000–	) Screw, Hex, M5 X 0.80 X 12, Ss	2
3	01683	(000000–	) Washer, Flat, 10, Ss	2
4	1011170	(000000–	) Fitting, Plstc, E90, Bm04/Pm04, Nyl	1
5	43844	(000000–	) Clamp, Hose, Wormdrive, 0.25–0.62d, .31w	17
6	1014949	(000000–	) Hose, Afmkt, Pvc, Brd, 0.25ld, 08Ft	1
7	1200467	(000000–	) Fitting, Plstc, Rst	1
8	1204338	(000000–	) Fitting, Plstc, Str, Bm04, Cplg, Male	2
9	1203454	(000000–	) Fitting, Plstc, Str, Bm06, Cplg, Fem	1
10	1206303	(000000–	) Fitting, Plstc, Pf04/Pf04/Pf04	1
11	1052010	(000000–	) Fitting, Plstc, Str, Pm04/Pm04	1
12	1011170	(000000–	) Fitting, Plstc, E90, Bm04/Pm04, Nyl	1
13	1011409	(000000–	) Hose, Afmkt, Pvc, Brd, 0.25ld, 01Ft	1
14	1201441	(000000–	) Fitting, Plstc, Rst, Main Head	1
15	1002898	(000000–	) Fitting, Plstc, Str, Bm04, Cplg,Fem[Tco]	1
16	1203996	(000000–	) Fitting, Plstc, Str, Bm05, Cplg, Fem	1
17	1002899	(000000–	) Fitting, Plstc, Str, Pm04, Cplg,Mal[Tco]	1
18	1005630	(000000–	) Fitting, Plstc, E90, Bm06/Pm06, Nyl	2
19	1039557	(000000–	) Fitting, Plstc, Str, Bm04/Bm06	1
20	1006400	(000000–	) Hose, Afmkt, Pvc, Brd, 0.38id, 03ft, Clr	1
21	87173	(000000–	) Fitting, Plstc, Tee, Bm06/Bm06/Bm06	1
22	1011411	(000000–	) Hose, Afmkt, Pvc, Brd, 0.25ld, 03Ft	1

Fig. 33 – ec-H20 Wire Harness Group



Ref.	Part No.	Serial Number	Description	Qty.
1	1069671	(000000– )	Harness, Ele [Ec-H20, T12]	1



Fig. 34 – Spray Nozzle Group

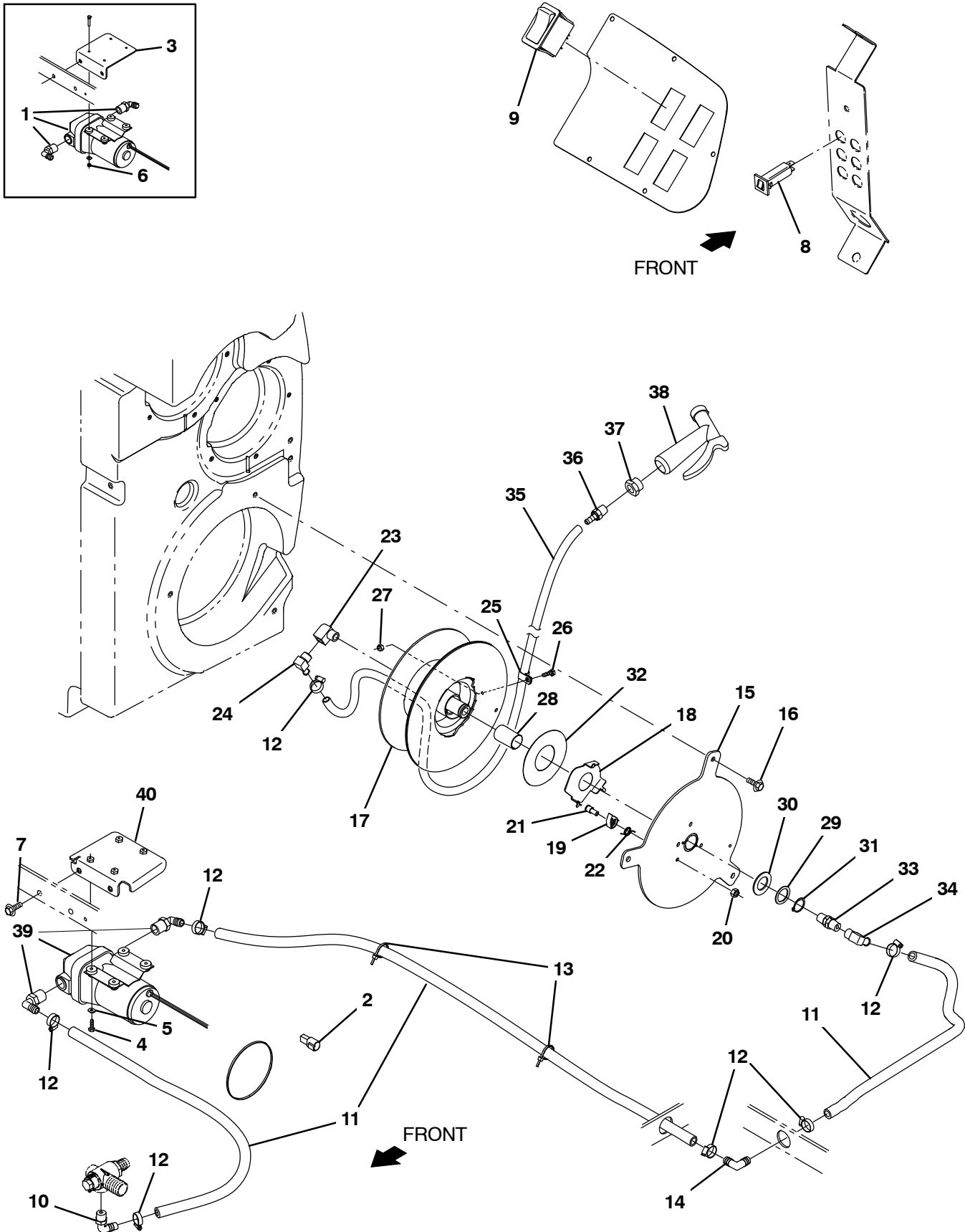




Fig. 34 – Spray Nozzle Group

Ref.	Part No.	Serial Number	Description	Qty.
1	1054178	(000000–012999 )	Pump, Soltn, Ele, 36vdc, 45psi	1
2	1056982	(000000– )	Diode, Ele, Plug	1
3	1207774	(000000–012999 )	Bracket Wldt, Pump, Spray Hose	1
4	12316	(000000– )	Screw, Hex, M5 X 0.80 X 25, Ss	4
5	01683	(000000– )	Washer, Flat, 10, Ss	4
6	09739	(000000–012999 )	Nut, Hex, Lock, M5 X 0.80, NI, Ss	4
7	1037346	(000000– )	Screw, Hex, M8 X 1.25 X 25, 9.8, Sems	2
8	1064188	(000000– )	Circuitbreaker, 15.0a, Resetable	1
9	398500	(000000– )	Switch, Rocker, Dpdt, On / None / On	1
10	64778	(000000– )	Fitting, Plstc, E90, Bm08/Pm06	1
11	1011837	(000000– )	Hose, Afmkt, Pvc, Brd, 0.50id, 12ft, Clr	1
12	54333	(000000– )	Clamp, Hose, Wormdrive, 0.31–0.88d, .31w	7
13	130773	(000000– )	Tie, Cable, Nyl, 11.0l, .14w, 3.0 Max. D	2
14	63987–1	(000000– )	Fitting, Plstc, E90, Bm08/Bm08	1
15	1206482	(000000– )	Plate Wldt, Mtg, Hose–Reel [T17]	1
16	1020341	(000000– )	Screw, Hex, M8 X 1.25 X 20, Ss, Sems	3
17	1206456	(000000– )	Reel Assy, Hose, Large	1
18	1203947	(000000– )	Washer, Retainer, Spring	1
19	1201393	(000000– )	Pawl, Ratchet	1
20	08709	(000000– )	Nut, Hex, Lock, M8 X 1.25, NI	1
21	1056719	(000000– )	Bolt, Shld, .41d X 0.35, M8 X 1.25	1
22	1201423	(000000– )	Spring, Torsion, Hose Reel	1
23	24584	(000000– )	Fitting, Brs, E90, Pf06/Pm06, Spcl	1
24	1060128	(000000– )	Fitting, Brs, E90, Bm06/Pm06, Short	1
25	33584	(000000– )	Clamp, Cable, Stl, 0.63d X 0.50w, 1hole	1
26	06943	(000000– )	Screw, Hex, M6 X 1.00 X 20, 8.8	1
27	08708	(000000– )	Nut, Hex, Lock, M6 X 1.00, NI	1
28	1057816	(000000– )	Bushing, Sleeve, 1.00b 1.13d 1.750l, Fgl	1
29	1057814	(000000– )	Washer, Thrust, Plstc 1.02b 1.38d	1
30	32598	(000000– )	Washer, Flat, 1.02b 1.75d .12, Stl	1
31	09005	(000000– )	Ring, Retaining, Ext, 1.00d, Basic	1
32	1066919	(000000– )	Washer, Thrust, 50.0b 110.0d 0.79w	1
33	1200394	(000000– )	Fitting, Swivel, Str, Pf06/Pm06, Brs	1
34	47388	(000000– )	Fitting, Brs, E90, Em08/Pm06	1
35	9020252	(000000– )	Hose Kit, Spray, Afmkt [T17]	1
36	1060428	(000000– )	Fitting, Stl, Str, Bm06/Pm06, Swivel	1
37	1027976	(000000– )	Fitting, Brs, Str, Pf06/Pm12	1
38	769785	(000000– )	Nozzle, Spray, Gun	1
39	1242823	(013000– )	Pump, Soltn, Ele, 36vdc, 45psi	1
40	1244427	(013000– )	Bracket Wldt, Pump	1

Fig. 35 – Vacuum Wand Kit

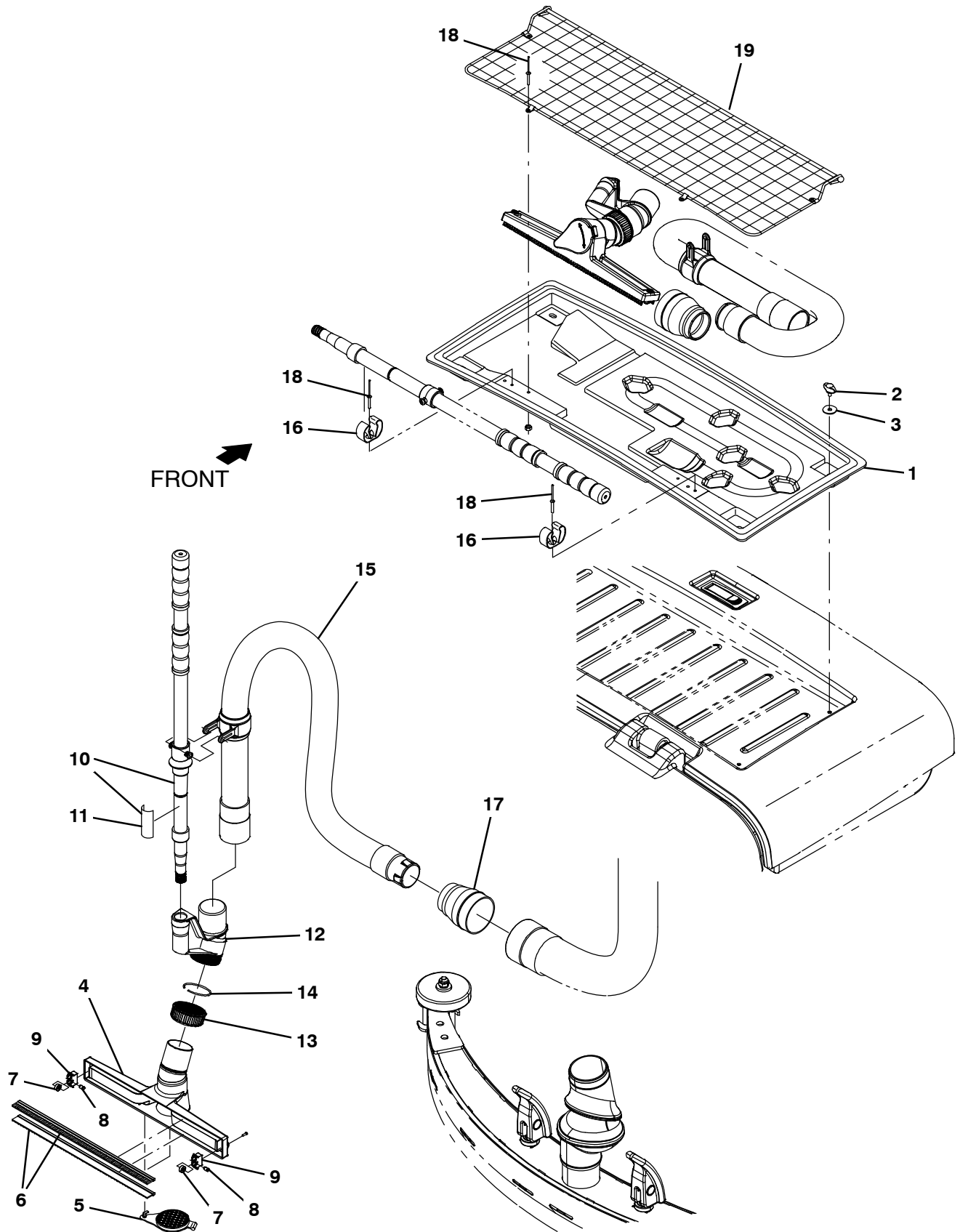


Fig. 35 – Vacuum Wand Kit

	Ref.	Part No.	Serial Number	Description	Qty.
▽		9020080	(000000–	) Vac Wand Kit, Ci [T17]	1
▲	1	1207911	(000000–	) Tray, Vac Wand	1
▲	2	1211150	(000000–	) Knob, Star,	4
▲	3	397779	(000000–	) Washer, Flat, 0.28b 1.00d .06, Stl, Blk	4
▲	4	1060440	(000000–	) Squeegee, Hand	1
▲	5	1060691	(000000–	) Plug, Adapter, Port	1
▲	6	1061356	(000000–	) Retainer, Blade, Sqge, 14.2l (1 set = 2 blades)	1
▲	7	1061570	(000000–	) Bearing, Ball, 0.24b 0.51d 0.20w [2seal]	2
▲	8	1061571	(000000–	) Pin, Axle, Brg	2
▲	9	1022671	(000000–	) Housing, Sqge, Holder, Wheel, F/609648	2
▲▽	10	9008155	(000000–	) Handle Kit, Wand, Afmkt	1
▲▲	11	1062659	(000000–	) Label, Opertnl, Vacuum Wand Handle	1
▲	12	1060708	(000000–	) Adapter, Swivel, 1.75, Abs	1
▲	13	1060718	(000000–	) Nut, Compression, 2.25–12, Abs	1
▲	14	1060720	(000000–	) Ring, Compression	1
▲	15	1200642	(000000–	) Hose Assy, Sqge, W/2cuff	1
▲	16	1014295	(000000–	) Clip, Grip, Hose, 0.75 – 1.12, Stl, Blk, Vyl	2
▲	17	1207517	(000000–	) Cuff, Adapter, 1.75 X 2.50, Pvc	1
▲	18	1213513	(000000–	) Rivet, Blind, .156D X 1.07 X .31D, Alm	6
▲	19	1213799	(000000–	) Mess Assy, Cloth	1

Fig. 36 – Squeegee Guard Group

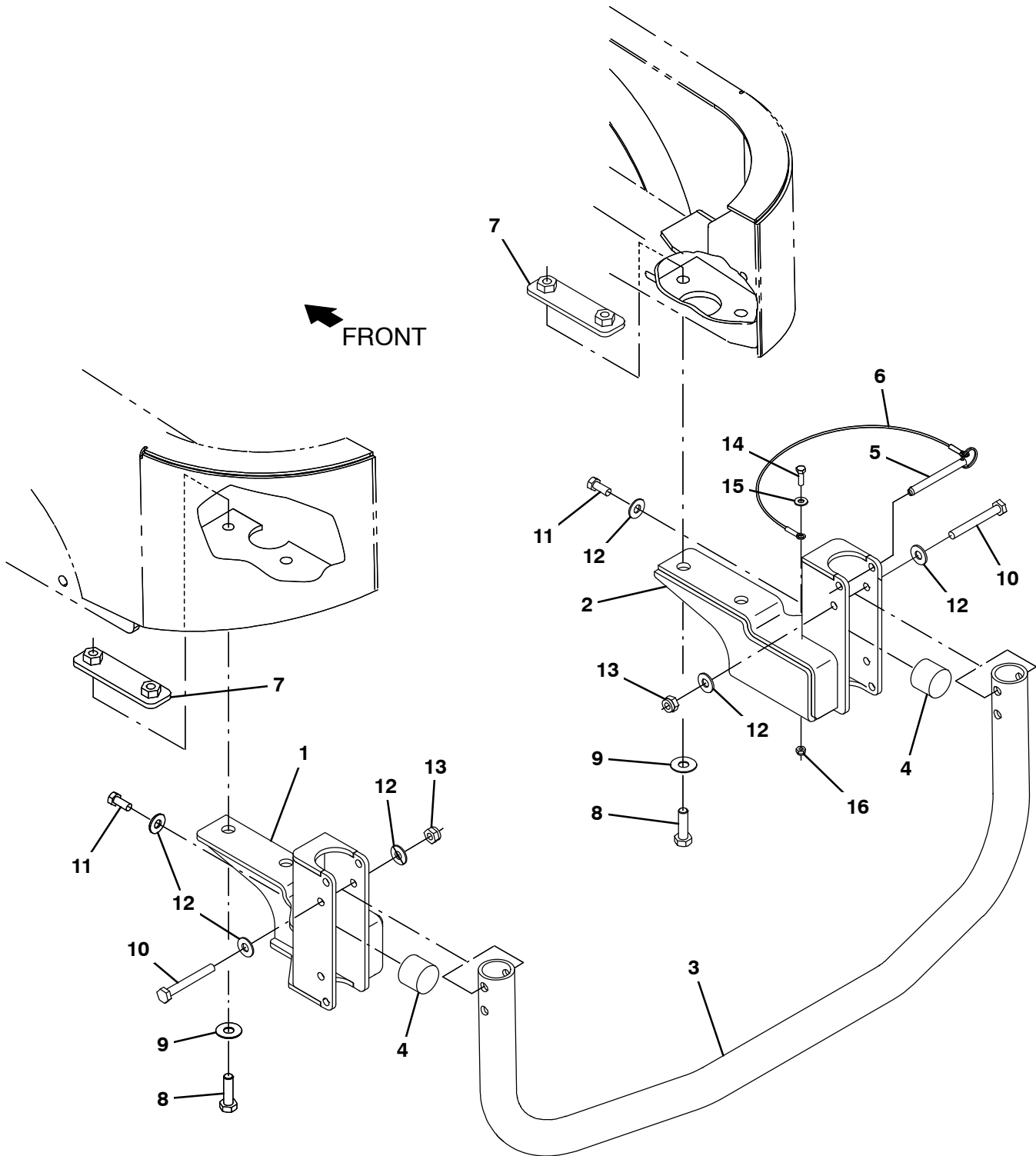
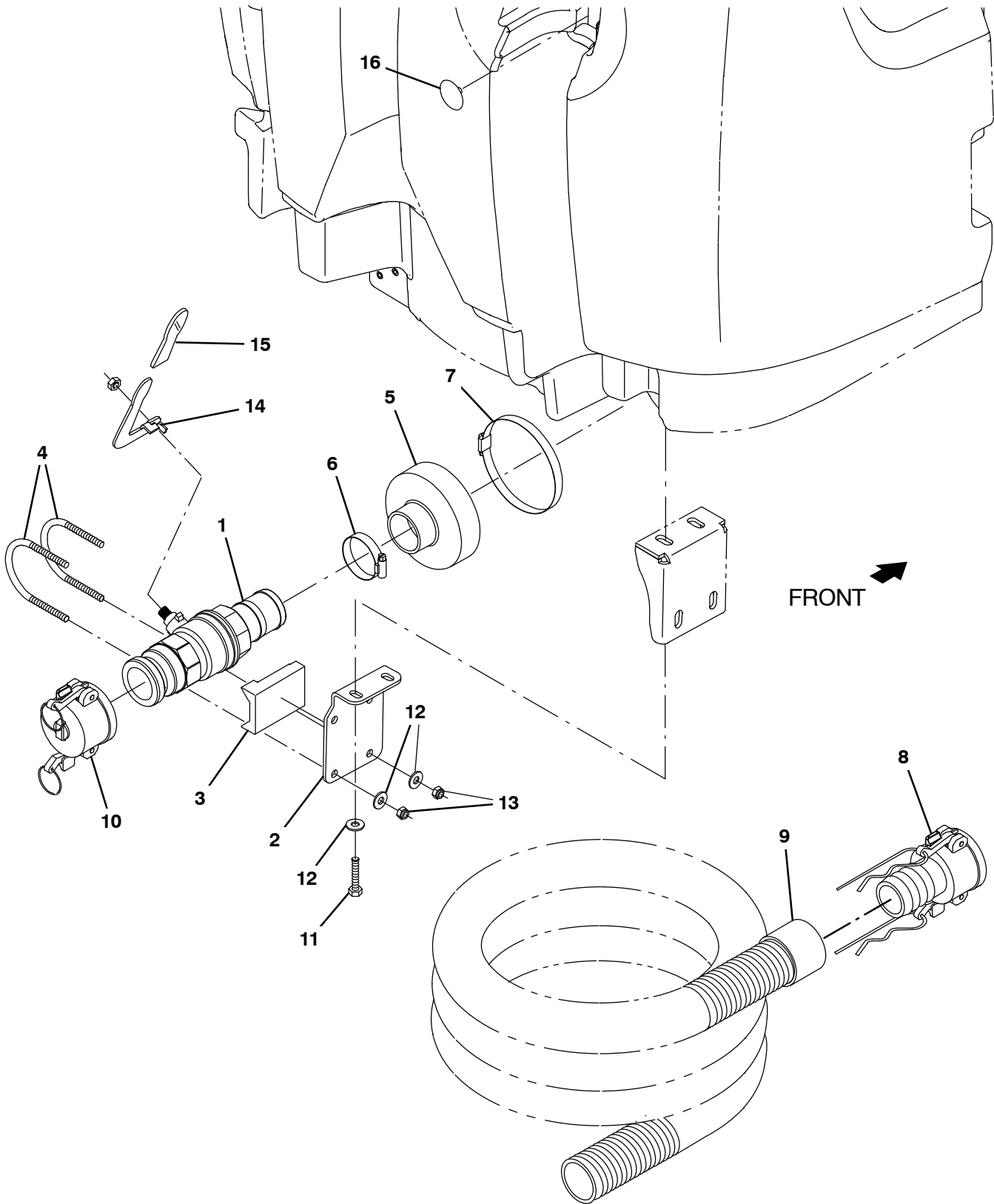


Fig. 36 – Squeegee Guard Group

Ref.	Part No.	Serial Number	Description	Qty.
1	1207961	(000000–	) Bracket, Bumper, Lh, Squeegee [T17]	1
2	1207902	(000000–	) Bracket, Bumper, Rh, Squeegee [T17]	1
3	1208109	(000000–	) Tube, Guard	1
4	1024977	(000000–	) Bumper, Ure, 1.50d 1.25l	2
5	369359	(000000–	) Pin, Hitch, .375d X 3.12l, Pl	1
6	57702	(000000–	) Cable, Glv .06d 012.0l .26eye /.26eye	1
7	1208053	(000000–	) Plate, Doubler	2
8	69972	(000000–	) Screw, Hex, M12 X 1.75 X 40, 10.9	4
9	140045	(000000–	) Washer, Flat, 0.51b 1.25d .06, Ss	4
10	06965	(000000–	) Screw, Hex, M10 X 1.50 X 80, 8.8	2
11	21196	(000000–	) Screw, Hex, .38–16 X 0.88, G5	2
12	32492	(000000–	) Washer, Flat, 0.38, Std	6
13	41430	(000000–	) Nut, Hex, Lock, M10 X 1.5, NI	2
14	06943	(000000–	) Screw, Hex, M6 X 1.00 X 20, 8.8	1
15	32483	(000000–	) Washer, Flat, 0.25, Sae	1
16	08708	(000000–	) Nut, Hex, Lock, M6 X 1.00, NI	1

Fig. 37 – Positive Solution Control Drain Group



**Fig. 37 – Positive Solution Control Drain Group**

Ref.	Part No.	Serial Number	Description	Qty.
1	1213186	(000000–	) Valve, Ball, Drain, 2.00id, Rh	1
2	1212006	(000000–	) Bracket, Mtg, Valve, Drain	1
3	1213118	(000000–	) Support, Valve, Drain	1
4	1213182	(000000–	) Clamp, Valve, U-Bolt	2
5	1211963	(000000–	) Cuff, Hose, 5.0 / 2.0 Id	1
6	22297	(000000–	) Clamp, Hose, Wormdrive, 1.56–2.50d, .50w	1
7	1201434	(000000–	) Clamp, Hose, Wormdrive, 4.63–5.50, 0.5w	1
8	1213392	(000000–	) Fitting, Coupler, Hose, Shank, Fem	1
9	1213206	(000000–	) Hose Assy, W/1 Cuff, 2.0 Id 120.0 L	1
10	1214326	(000000–	) Rework, Dust Cap, Valve, Drain	1
11	12333	(000000–	) Screw, Hex, M8 X 1.25 X 25, Ss, NI	2
12	01685	(000000–	) Washer, Flat, 0.38b 0.88d .08, Ss	6
13	08713	(000000–	) Nut, Hex, Lock, M8 X 1.25, NI, Ss	4
14	1212366	(000000–	) Handle, Valve	1
15	1213362	(000000–	) Grip, Handle, Valve	1
16	1074075	(000000–	) Plug, Hole, Rnd, 0.25H, 1.00D 0.6L, Nyl	1

Fig. 38 – Telemetry Group

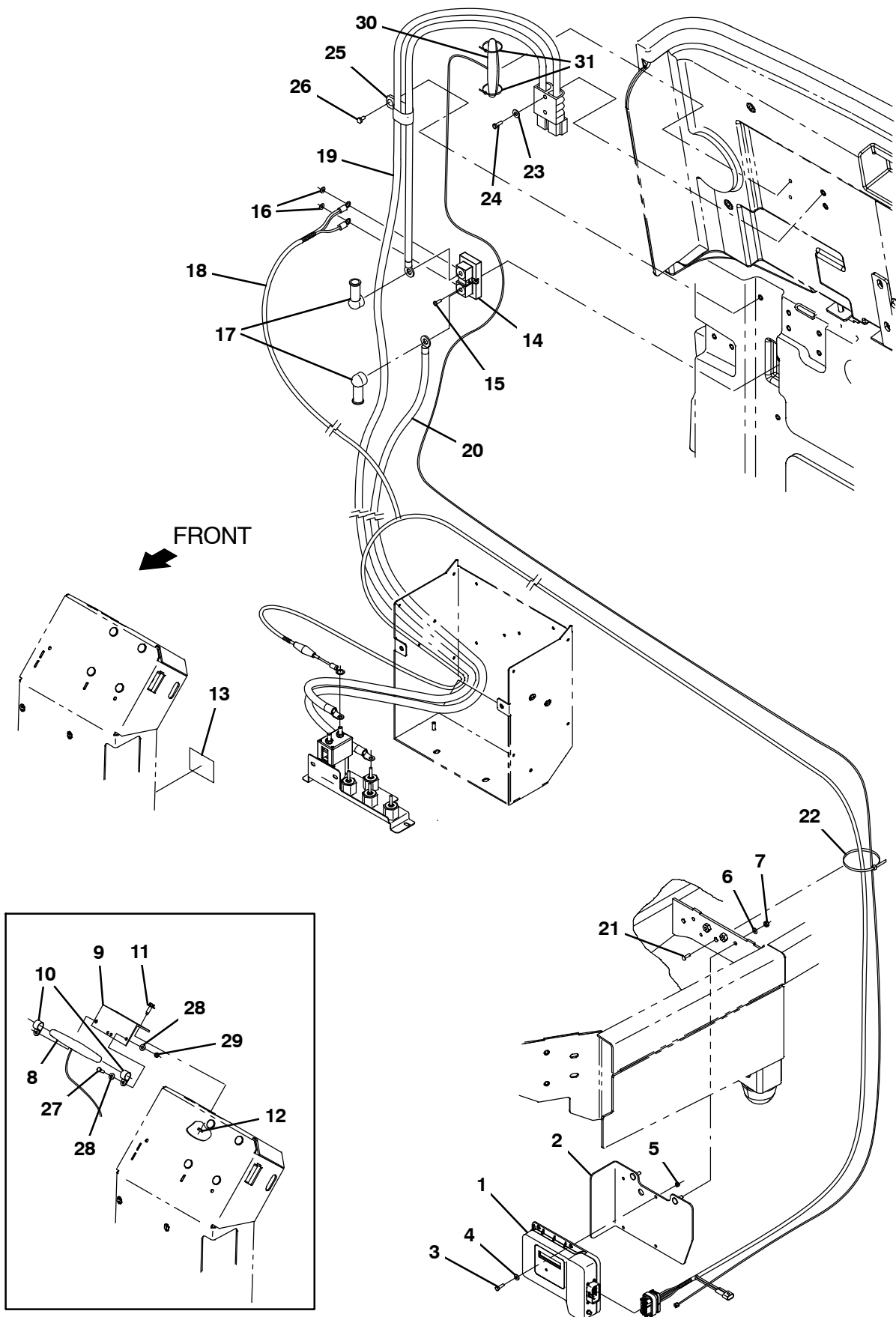




Fig. 38 – Telemetry Group

Ref.	Part No.	Serial Number	Description	Qty.
1	1069467	(000000– )	Controlbox Assy, Telem [Int]	1
1	1070541	(000000– )	Controlbox Assy, Telem [Canada]	1
2	1207701	(000000– )	Bracket Wldt, Mtg, Telem	1
3	24199	(000000– )	Screw, Hex, M5 X 0.80 X 16, Ss	3
4	01683	(000000– )	Washer, Flat, 10, Ss	3
5	06549	(000000– )	Nut, Hex, Lock, M5 X 0.80, NI	3
6	01684	(000000– )	Washer, Flat, 0.27b 0.69d .05, Ss	2
7	08712	(000000– )	Nut, Hex, Lock, M6 X 1.00, NI, Ss	2
8	1070324	(000000–010999 )	Antenna, Telem, 110 In [Gprs]	1
9	1070402	(000000–010999 )	Angle, Mtg, Antenna, Telem	1
10	140916	(000000–010999 )	Clamp, Cable, Nyl, 0.62d, Nat	2
11	1040467	(000000–010999 )	Screw, Hex, M6 X 1.00 X 20, 9.8, Sems	2
12	08712	(000000–010999 )	Nut, Hex, Lock, M6 X 1.00, NI, Ss	2
13	1069580	(000000– )	Label, Opertnl, Telem [Fcc/lc]	1
14	1070757	(000000– )	Shunt, 050mv 400a	1
15	06927	(000000– )	Screw, Pan, Phl, M4 X 0.70 X 16, 4.8	2
16	07514	(000000– )	Washer, Lock, Int, 10, Ss	2
17	611221	(000000– )	Boot, Terminal, Battery, 25.4mm, Blk	2
▽ 18	1073059	(000000– )	Harness, Ele [Telemetry, T17]	1
▲ 9009990		(000000– )	Fuse, 002a, 250vdc, Cartridge	1
19	1073077	(000000–010999 )	Cable, Battery, 1/0ga [Telem, T17]	1
19	1074600	(013000– )	Cable, Battery, 2/0ga [M17, Telem]	1
20	1073078	(000000–010999 )	Cable, 1/0ga 48.2l Blk[M9 Ring/.25 Ring]	1
20	1074601	(013000– )	Cable, 2/0ga 61.0l Blk[M6 Ring/M9 Ring]	1
21	1071085	(000000– )	Clip, Tie, 0.25d, Plstc	1
22	763114	(000000– )	Tie, Cable, 11.3l, 2.75d Max	2
23	32483	(000000– )	Washer, Flat, 0.25, Sae	2
24	33930	(000000– )	Screw, Hex, M6 X 1.00 X 40, Ss	2
25	09570	(000000– )	Clamp, Cable, Stl, 0.90d X 0.62w, 1hole	3
26	09740	(000000– )	Screw, Hex, M8 X 1.25 X 20, Ss	3
27	24199	(000000–010999 )	Screw, Hex, M5 X 0.80 X 16, Ss	2
28	01683	(000000–010999 )	Washer, Flat, 10, Ss	4
29	06549	(000000–010999 )	Nut, Hex, Lock, M5 X 0.80, NI	2
30	1070658	(013000– )	Antenna, Telem, 187 In [Gprs]	1
31	1210807	(013000– )	Wire, Tie [W/.25" Fir Tree Clip]	2

Fig. 39 – Battery Slide Out Group

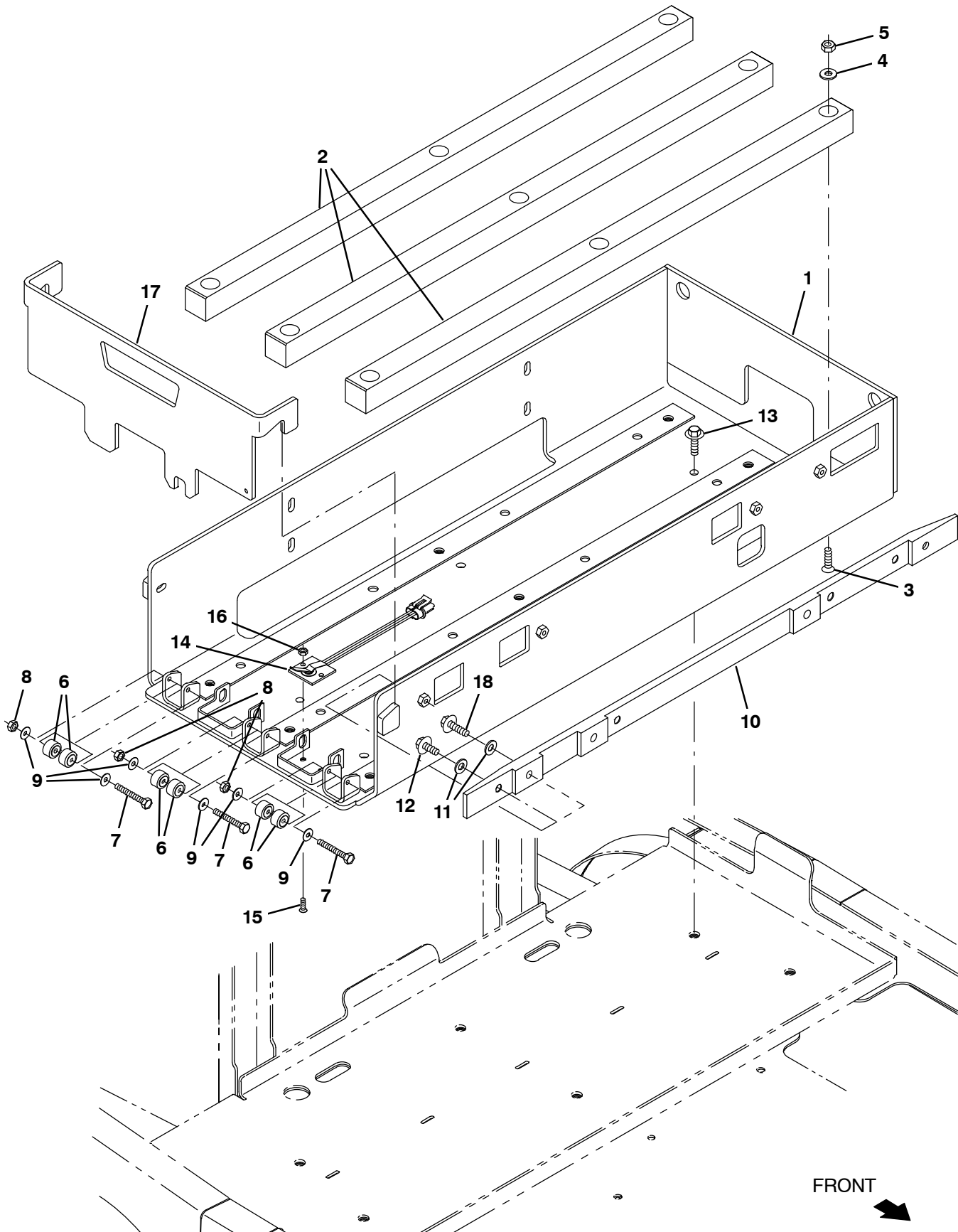
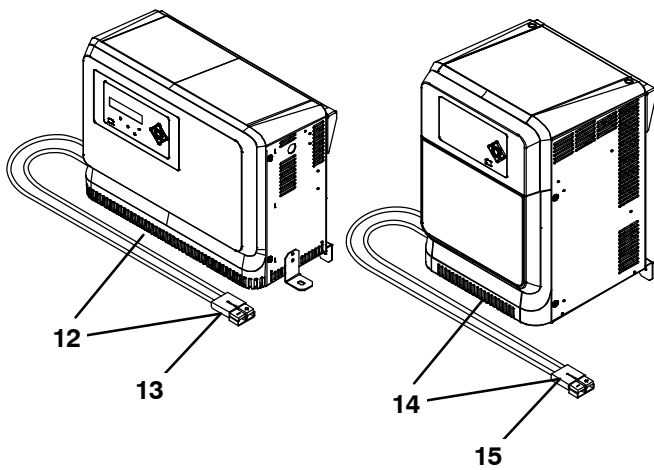
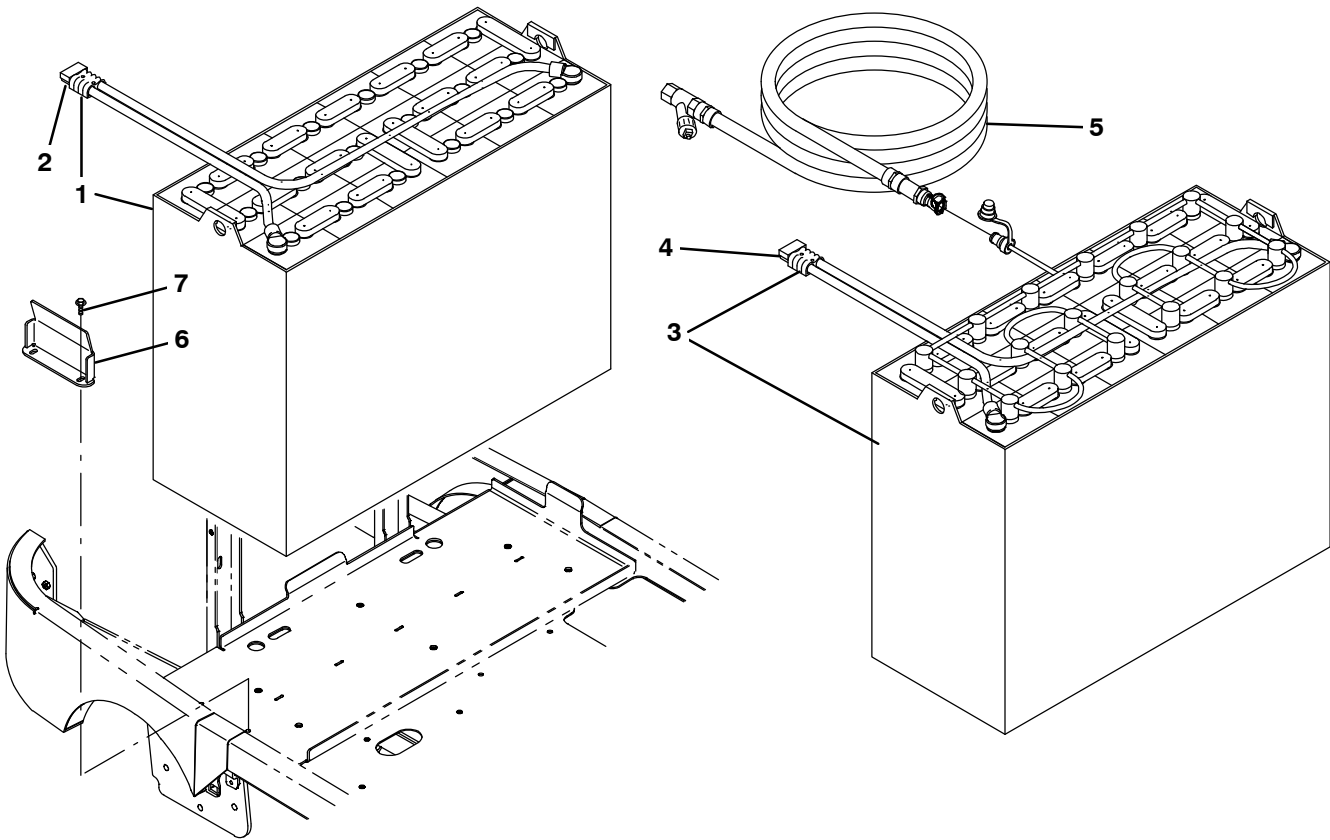


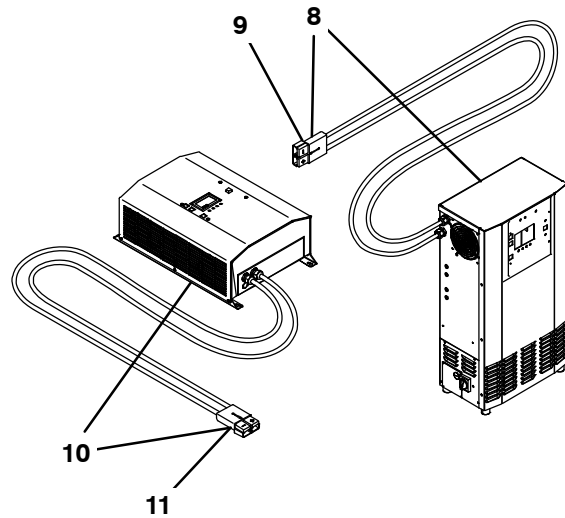
Fig. 39 – Battery Slide Out Group

Ref.	Part No.	Serial Number	Description	Qty.
1	1207912	(000000–010999 )	Tray Wldt, Ro Battery, [T17]	1
1	1225437	(013000–012999 )	Tray Wldt, Ro Battery, [T17]	1
1	1241249	(013000– )	Tray Wldt, R/O, Battery	1
2	1208527	(000000– )	Plate, Plstc, Bat Rollout	3
3	79506	(000000– )	Screw, Flt, Soc, M8 X 1.25 X 30, Ss	9
4	01685	(000000– )	Washer, Flat, 0.38b 0.88d .08, Ss	9
5	08713	(000000– )	Nut, Hex, Lock, M8 X 1.25, NI, Ss	9
6	369415	(000000– )	Bearing, Needle, 0.25b 0.88d 0.50w	6
7	58979	(000000– )	Screw, Hex, M6 X 1.00 X 55, FI, Ss	3
8	08712	(000000– )	Nut, Hex, Lock, M6 X 1.00, NI, Ss	3
9	01684	(000000– )	Washer, Flat, 0.27b 0.69d .05, Ss	6
10	1209368	(000000– )	Plate, Guide, Battery Rollout [T17]	1
11	39349	(000000– )	Washer, Flat, 0.31, Sae	4
12	09740	(000000– )	Screw, Hex, M8 X 1.25 X 20, Ss (Large Battery)	4
13	1037354	(000000–010999 )	Screw, Hex, M8 X 1.25 X 30, 9.8, Sems	6
13	1037355	(013000– )	Screw, Hex, M8 X 1.25 X 35, 9.8, Sems	6
14	1210673	(000000– )	Switch, Limit, N.C. [Cpi, Spst, 280 Mp]	1
15	09120	(000000– )	Screw, Flt, Soc, M5 X 0.80 X 16, 10.9	2
16	06549	(000000– )	Nut, Hex, Lock, M5 X 0.80, NI	2
17	1208673	(000000–012999 )	Plate, Door, Battery Rollout [T17]	1
17	1241253	(013000– )	Plate, Door, Battery Rollout [T17/M17]	1
18	1037355	(000000– )	Screw, Hex, M8 X 1.25 X 35, 9.8, Sems (Small Battery)	6

Fig. 40 – Battery and Charger Group, 510AH



CEC Compliant

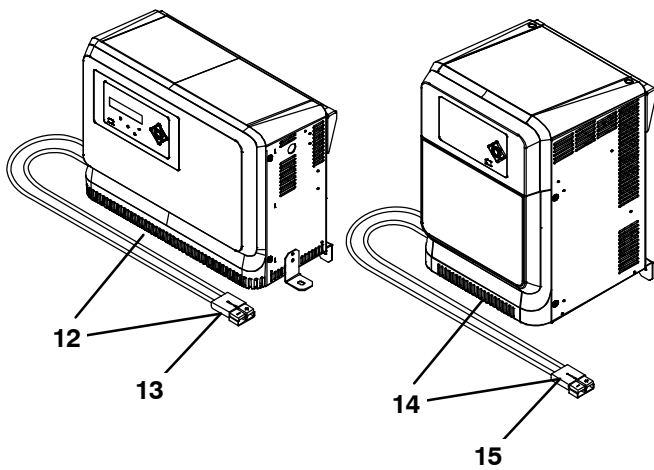
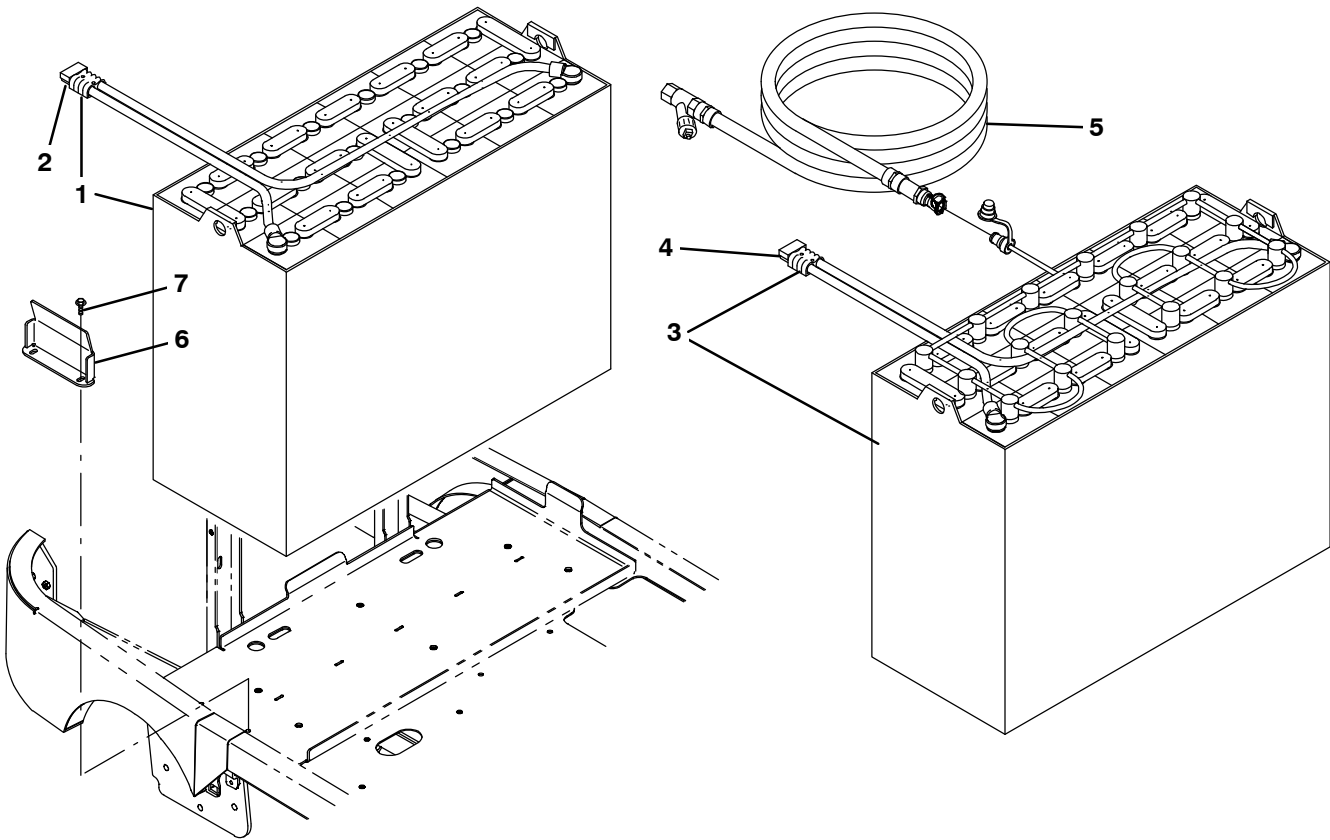


Non-CEC Compliant

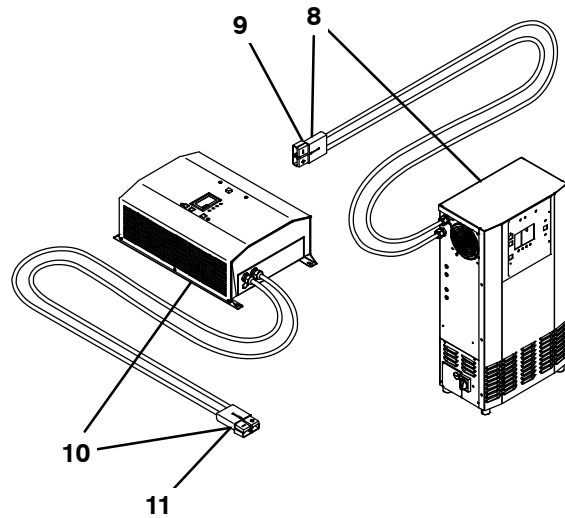
Fig. 40 – Battery and Charger Group, 510AH

	Ref.	Part No.	Serial Number	Description	Qty.
▽	1	1224404	(000000– )	Battery, Wet, 36Vdc, 510Ah	1
▲	2	01726	(000000– )	Connector, 350a, Gray	1
▽	3	1244412	(000000– )	Battery, Wet, 36vdc, 510ah [W/Watering]	1
▲	4	01726	(000000– )	Connector, 350a, Gray	1
	5	1213281	(000000– )	Kit, Hose, Watering, Battery, 20ft	1
	6	1206951	(000000– )	Bracket, Front, Battery	1
	7	1037354	(000000– )	Screw, Hex, M8 X 1.25 X 30, 9.8 Sems	2
▽	8	1207934	(000000– )	Charger, 36vdc/80a, 200–240vac 3ph	1
▲	9	01726	(000000– )	Connector, 350a, Gray	1
▽	10	1207933	(000000– )	Charger, 36vdc/80a, 200–240vac 1ph	1
▲	11	01726	(000000– )	Connector, 350a, Gray	1
▽	12	1227937	(000000– )	Charger, 36Vdc/144A, 208/240Vac, 1Ph	1
▲	13	01726	(000000– )	Connector, 350a, Gray	1
▽	14	1227938	(000000– )	Charger, 36Vdc/160A, 208/240Vac, 3Ph	1
▲	15	01726	(000000– )	Connector, 350a, Gray	1
▽	14	9016099	(000000– )	Charger Kit, 480Vac/400Vac [Convert]	1
▲	15	01726	(000000– )	Connector, 350a, Gray	1
▽	14	1228060	(000000– )	Charger, 36Vdc/a60A, 600Vac, 3Ph	1
▲	15	01726	(000000– )	Connector, 350a, Gray	1

Fig. 41 – Battery and Charger Group, 750AH



CEC Compliant

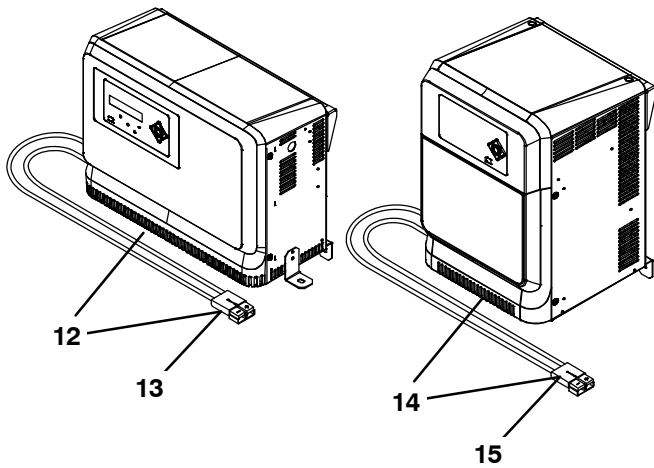
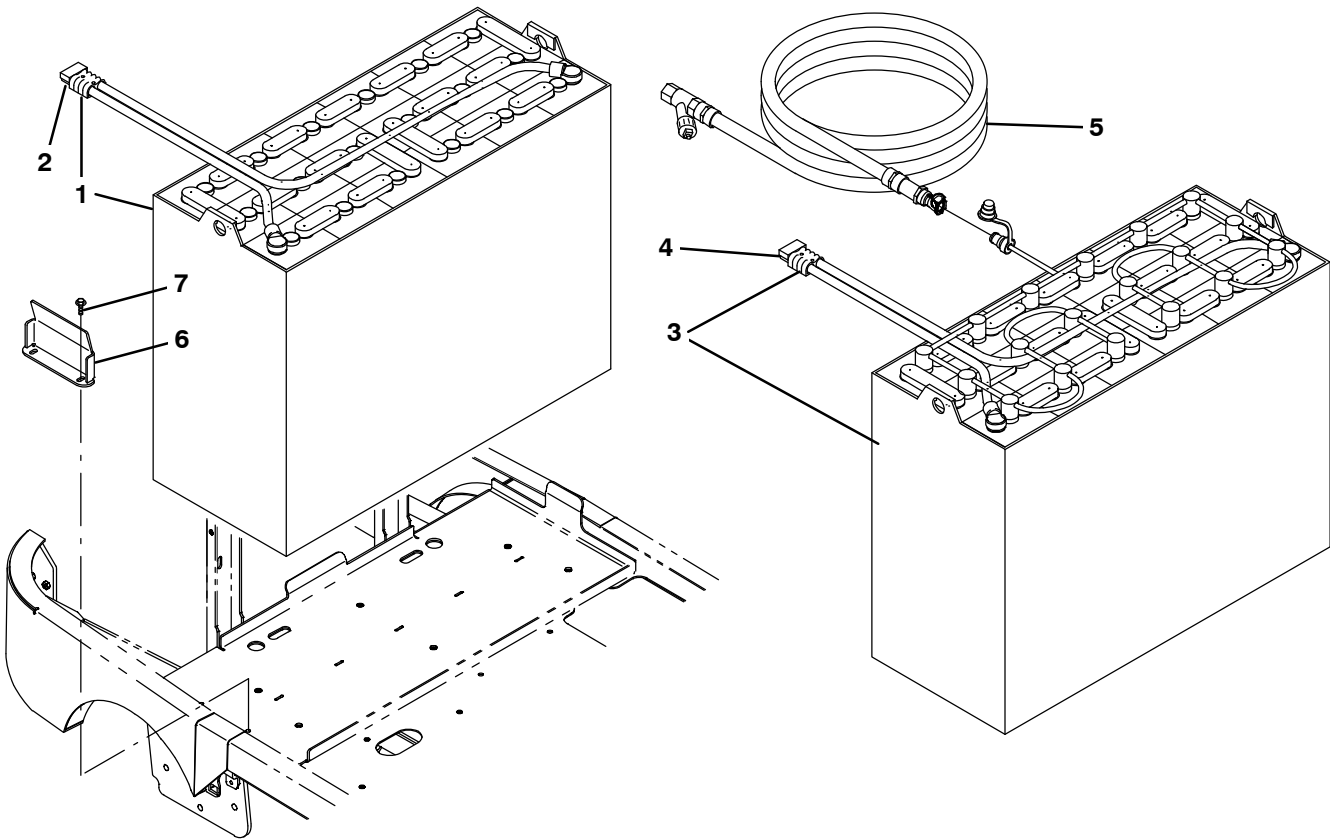


Non-CEC Compliant

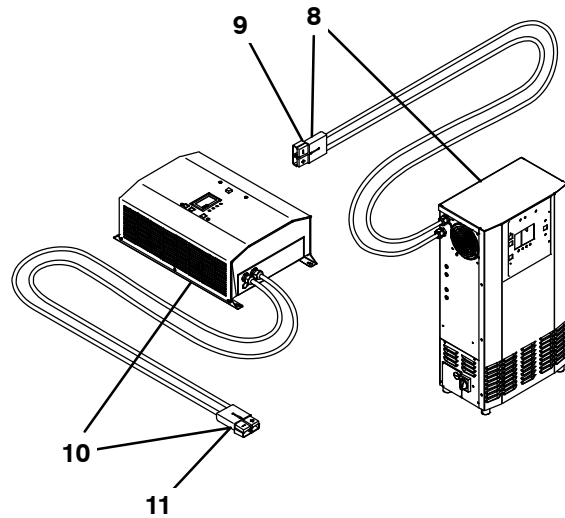
Fig. 41 – Battery and Charger Group, 750AH

	Ref.	Part No.	Serial Number	Description	Qty.
▽	1	1244405	(000000– )	Battery, Wet, 36Vdc, 750Ah	1
▲	2	01726	(000000– )	Connector, 350a, Gray	1
▽	3	1244413	(000000– )	Battery, Wet, 36vdc, 750ah [W/Watering]	1
▲	4	01726	(000000– )	Connector, 350a, Gray	1
	5	1213281	(000000– )	Kit, Hose, Watering, Battery, 20ft	1
	6	1206951	(000000– )	Bracket, Front, Battery	1
	7	1037354	(000000– )	Screw, Hex, M8 X 1.25 X 30, 9.8 Sems	2
▽	8	1212158	(000000– )	Charger, 36vdc/100a, 200–240vac 3ph	1
▲	9	01726	(000000– )	Connector, 350a, Gray	1
▽	8	1207936	(000000– )	Charger, 36vdc/120a, 480vac 3ph	1
▲	9	01726	(000000– )	Connector, 350a, Gray	1
▽	8	1207935	(000000– )	Charger, 36vdc/120a, 380–415vac 3ph (International Only)	1
▲	9	01726	(000000– )	Connector, 350a, Gray	1
▽	10	9020652	(000000– )	Charger Kit, 36vdc/80a, 200–240vac 1ph (International Only)	1
▲	11	01726	(000000– )	Connector, 350a, Gray	1
▽	12	1227937	(000000– )	Charger, 36Vdc/144A, 208/240Vac, 1Ph	1
▲	13	01726	(000000– )	Connector, 350a, Gray	1
▽	14	1227938	(000000– )	Charger, 36Vdc/160A, 208/240Vac, 3Ph	1
▲	15	01726	(000000– )	Connector, 350a, Gray	1
▽	14	9016099	(000000– )	Charger Kit, 480Vac/400Vac [Convert]	1
▲	15	01726	(000000– )	Connector, 350a, Gray	1
▽	14	1228060	(000000– )	Charger, 36Vdc/a60A, 600Vac, 3Ph	1
▲	15	01726	(000000– )	Connector, 350a, Gray	1

Fig. 42 – Battery and Charger Group, 930AH



CEC Compliant



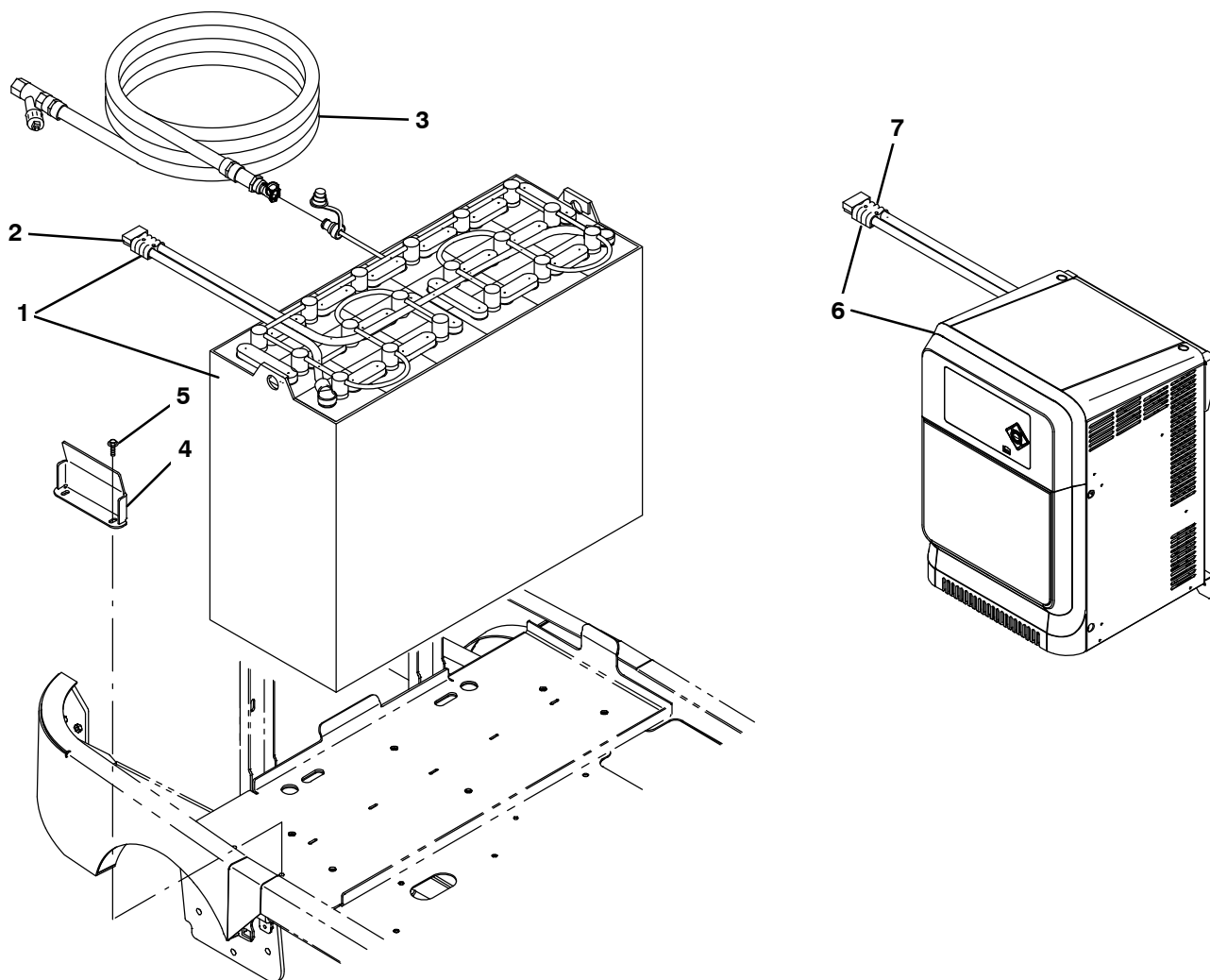
Non-CEC Compliant



Fig. 42 – Battery and Charger Group, 930AH

	Ref.	Part No.	Serial Number	Description	Qty.
▽	1	1210313	(000000– )	Battery, Wet, 36Vdc, 930Ah	1
▲	2	01726	(000000– )	Connector, 350a, Gray	1
▽	3	1210316	(000000– )	Battery, Wet, 36vdc, 930ah [W/Watering]	1
▲	4	01726	(000000– )	Connector, 350a, Gray	1
	5	1213281	(000000– )	Kit, Hose, Watering, Battery, 20ft	1
	6	1206951	(000000– )	Bracket, Front, Battery	1
	7	1037354	(000000– )	Screw, Hex, M8 X 1.25 X 30, 9.8 Sems	2
▽	8	1212158	(000000– )	Charger, 36vdc/100a, 200–240vac 3ph	1
▲	9	01726	(000000– )	Connector, 350a, Gray	1
▽	8	1207936	(000000– )	Charger, 36vdc/120a, 480vac 3ph	1
▲	9	01726	(000000– )	Connector, 350a, Gray	1
▽	8	1207935	(000000– )	Charger, 36vdc/120a, 380–415vac 3ph (International Only)	1
▲	9	01726	(000000– )	Connector, 350a, Gray	1
▽	10	9020652	(000000– )	Charger Kit, 36vdc/80a, 200–240vac 1ph (International Only)	1
▲	11	01726	(000000– )	Connector, 350a, Gray	1
▽	12	1227937	(000000– )	Charger, 36Vdc/144A, 208/240Vac, 1Ph	1
▲	13	01726	(000000– )	Connector, 350a, Gray	1
▽	14	1227938	(000000– )	Charger, 36Vdc/160A, 208/240Vac, 3Ph	1
▲	15	01726	(000000– )	Connector, 350a, Gray	1
▽	14	9016099	(000000– )	Charger Kit, 480Vac/400Vac [Convert]	1
▲	15	01726	(000000– )	Connector, 350a, Gray	1
▽	14	1228060	(000000– )	Charger, 36Vdc/a60A, 600Vac, 3Ph	1
▲	15	01726	(000000– )	Connector, 350a, Gray	1

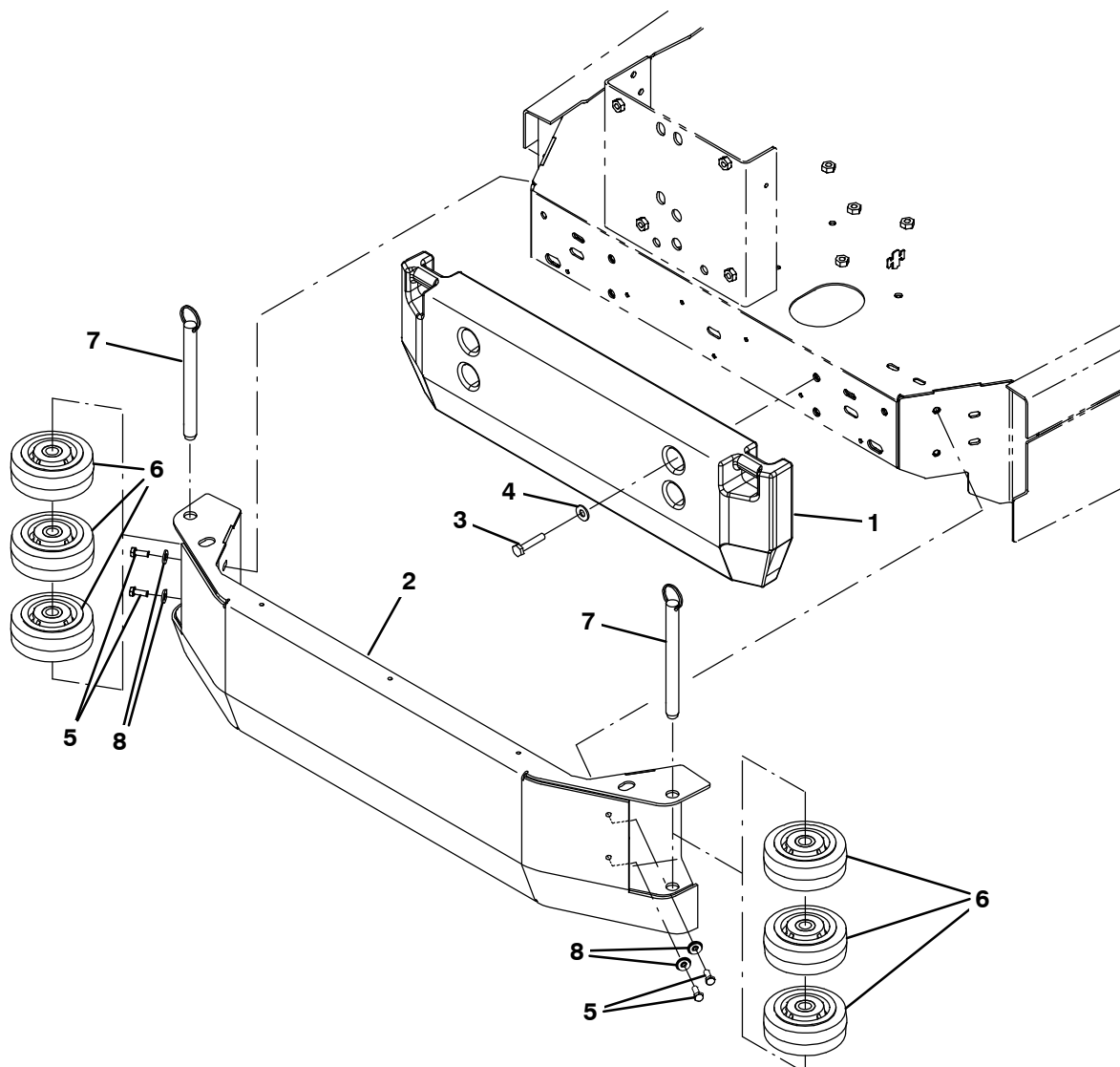
**Fig. 43 – Battery and Charger Group, 930AH, Opportunity Charging**



356657

	Ref.	Part No.	Serial Number	Description	Qty.
▽	1	1225538	(000000–	) Battery, Wet, 36Vdc, 930Ah [Spw/Wi–Iq]	1
▲	2	01726	(000000–	) Connector, 350a, Gray	1
	3	1213281	(000000–	) Kit, Hose, Watering, Battery, 20ft	1
	4	1206951	(000000–	) Bracket, Front, Battery	1
	5	1037354	(000000–	) Screw, Hex, M8 X 1.25 X 30, 9.8 Sems	2
▽	6	1219396	(000000–	) Charger, 36 Vdc/240A, 480Vac [Opportunity]	1
▲	7	01726	(000000–	) Connector, 350a, Gray	1
▽	6	1225535	(000000–	) Charger, 36 Vdc 195A 400Vac [Opportunity] – (China Only)	1
▲	7	01726	(000000–	) Connector, 350a, Gray	1

Fig. 44 – Ramp Climb Counter Weight Group



356512

Ref.	Part No.	Serial Number	Description	Qty.
1	1213680	(000000–	) Weight, Counter, Casting, 250Lb, Painted	1
2	1212747	(000000–	) Channel Wldt, Bumper, Ballast	1
3	16930	(000000–	) Screw, Hex, M10 X 1.50 X 50, 8.8	4
4	32492	(000000–	) Washer, Flat, 0.38, Std	4
5	09010	(000000–	) Screw, Hex, M8 X 1.25 X 25, Ss	4
6	1052962	(000000–	) Wheel, 05.0d 2.00w 0.75b, Gray, W/ Bshg	6
7	1206367	(000000–	) Pin, Hitch, .750d X 7.00l, PI	2
8	1017218	(000000–	) Washer, flat, 0.32B 1.00D .12, Ss	4

**Fig. 45 – Fuel Cell Group (013000– )**

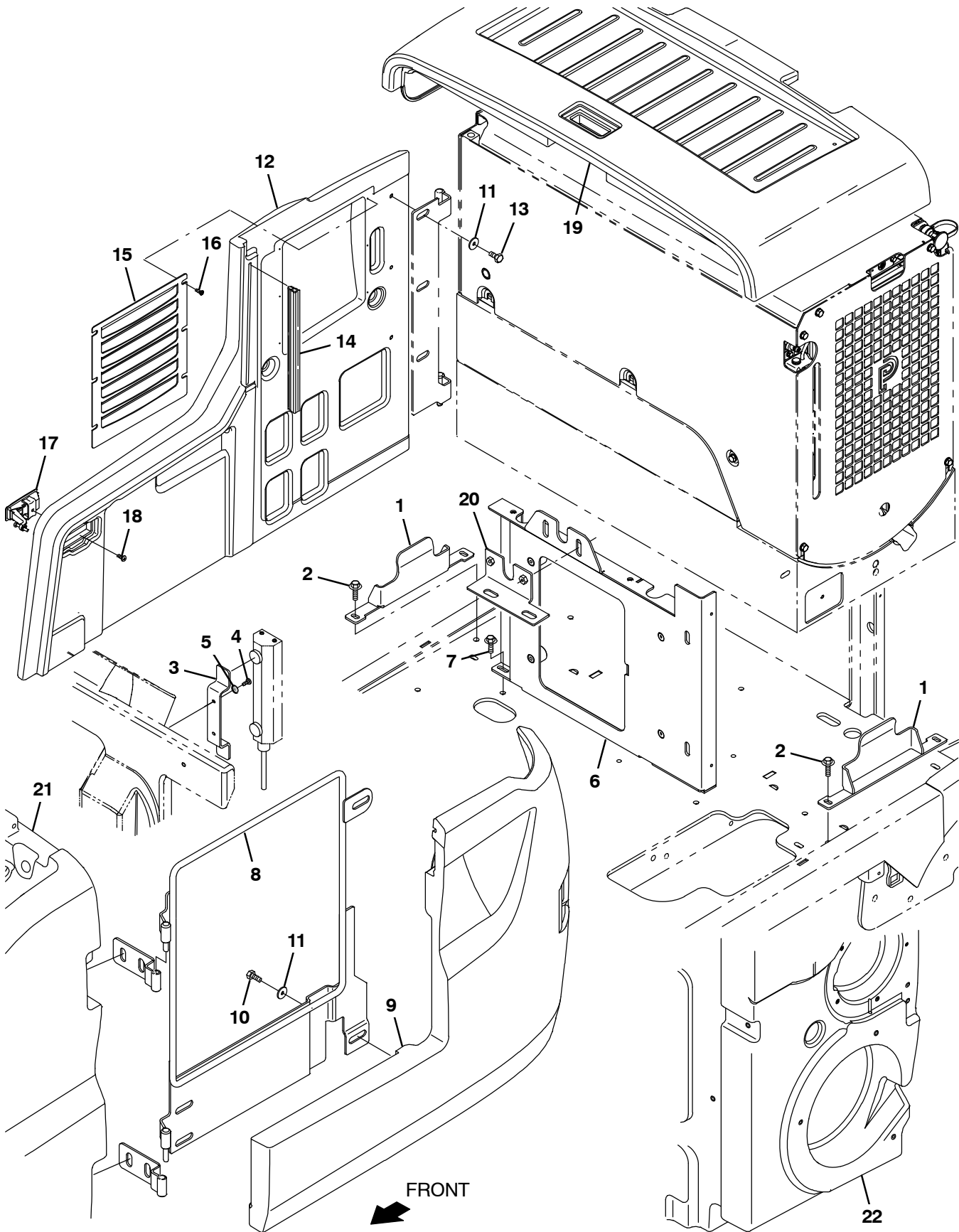


Fig. 45 – Fuel Cell Group (013000– )

Ref.	Part No.	Serial Number	Description	Qty.
1	1240010	(013000– )	Bracket, Cell, Fuel	2
2	1037354	(013000– )	Screw, Hex, M8 X 1.25 X 30, 9.8, Sems	4
3	1238895	(013000– )	Bracket, Controller [Pendant]	1
4	382320	(013000– )	Screw, Pan, Phl, 12–16 X 0.50, F/ Plstc	2
5	1069322	(013000– )	Washer, Flat, 0.25, Sae, Blk	2
6	1238731	(013000– )	Bracket Wldt, Sppt, Seat	1
7	1037346	(013000– )	Screw, Hex, M8 X 1.25 X 25, 9.8, Sems	2
8	1238878	(013000– )	Door, Frame	1
9	9018849	(013000– )	Cover, Side, Lh, Fuel Cell, Afmkt [T17]	1
10	12273	(013000– )	Screw, Hex, M8 X 1.25 X 20, NI, Ss	4
11	1017218	(013000– )	Washer, Flat, 0.32b 1.00d .12, Ss	4
12	9018848	(013000– )	Cover, Side, Rh, Fuel Cell, Afmkt [T/M17]	1
13	49826	(013000– )	Screw, Hex, M8 X 1.25 X 16, NI, Ss	3
14	1011882	(013000– )	Seal, Bulb, Str, Snap-In, Epdm, Bulk	1
15	1238175	(013000– )	Panel, Louvered, Rh	1
16	360973	(013000– )	Screw, Pan, Phl, 12–16 X 0.50, F/ Plstc	6
17	398806	(013000– )	Latch	1
18	06934	(013000– )	Screw, Pan, Phl, M5 X 0.80 X 20, 4.8	1
19	9018980	(013000– )	Cover, Battery, Fuel Cell, Afmkt [T/M17]	1
19	9018983	(013000– )	Cover, Battery, Fuel Cell, Ohg [T/M17]	1
20	1238671	(013000– )	Bracket Wldt, Mtg, Ohg	1
21	9018987	(013000– )	Tank, Soltn, Fuel Cell, Afmkt [T17]	1
22	9018985	(013000– )	Tank, Recvy, Fuel Cell, Afmkt [T17]	1

Fig. 46 - Pressure Washer Wand and Cover Group (013000- )

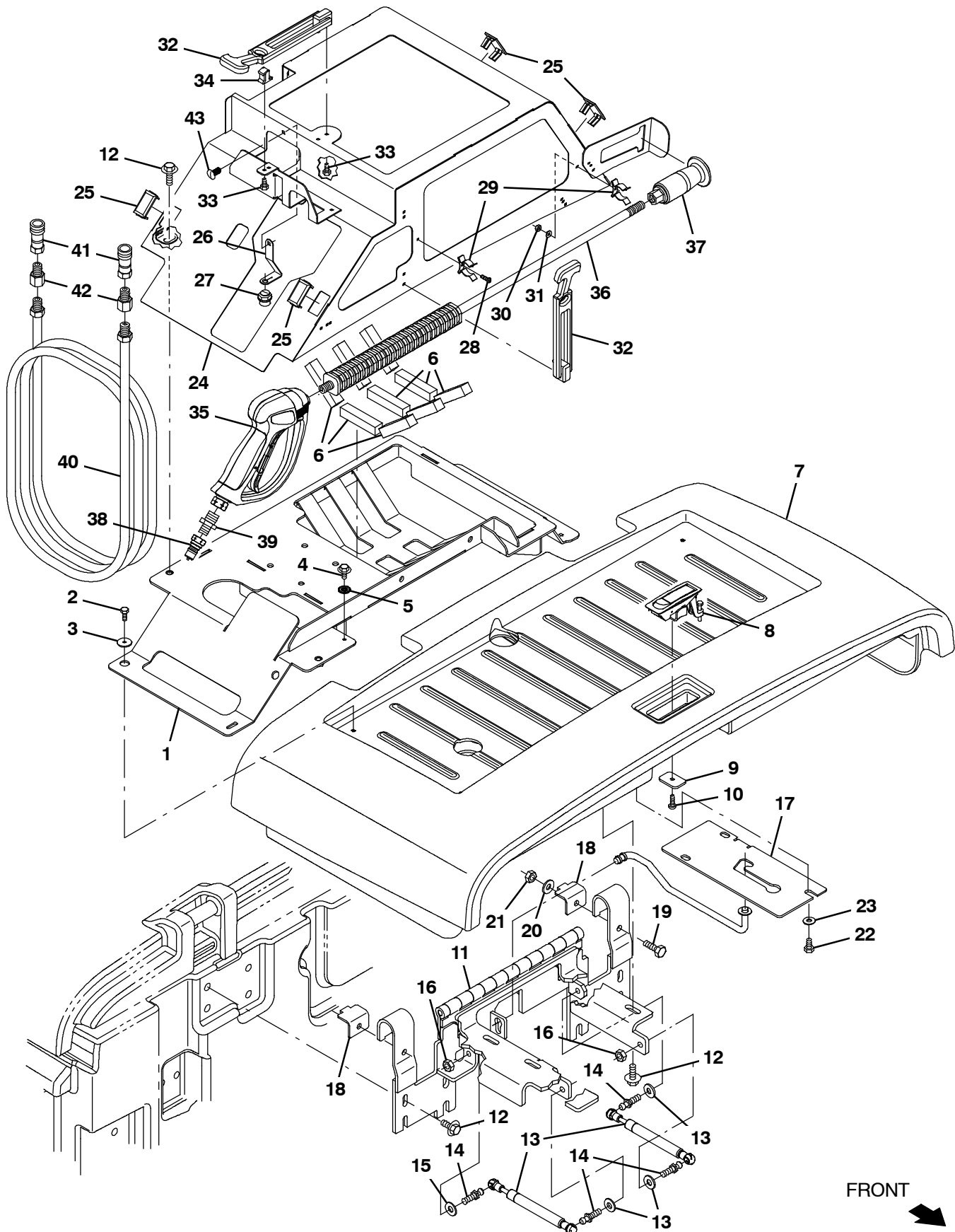


Fig. 46 – Pressure Washer Wand and Cover Group (013000– )

Ref.	Part No.	Serial Number	Description	Qty.	
1	9018850	(013000– )	Brkt Kit, Press Wash, Afmkt [T/M17]	1	
2	12312	(013000– )	Screw, Hex, M5 X 0.80 X 12, 8.8	4	
3	397779	(013000– )	Washer, Flat, 0.28b 1.00d .06, Stl, Blk	1	
4	222158	(013000– )	Screw, Hex, M6 X 1.00 X 10, Fmg	1	
5	41140	(013000– )	Washer, Lock, Int–Ext, 0.25	1	
6	1239531	(013000– )	Seal, Rbr, Clsd, 0.63, 0.63, 3.0l	1	
7	9018979	(013000– )	Cover, Battery, Pw, Dv, Na [T/M17]	1	
7	9018981	(013000– )	Cover, Battery, Pw, Dv, Ohg [T/M17]	1	
8	398806	(013000– )	Latch	1	
9	1208748	(013000– )	Plate, Latch [T17]	1	
10	06935	(013000– )	Screw, Pan, Phl, M5 X 0.80 X 25, 4.8	1	
11	1225700	(013000– )	Hinge Wldt, Cover, Battery	1	
12	1020341	(013000– )	Screw, Hex, M8 X 1.25 X 20, Ss, Sems	12	
13	1245866	(013000– )	Gasspring, 90lb, 3.15strk	2	
14	1241509	(013000– )	Stud, Ball, 10mm Ball, M8x1.25	4	
15	32491	(013000– )	Washer, Flat, 0.31, Std	4	
16	08713	(013000– )	Nut, Hex, Lock, M8 X 1.25, NI, Ss	4	
17	1225704	(013000– )	Plate, Mtg, Cover	1	
18	1207130	(013000– )	Bracket, Retain, Hinge, Cover	2	
19	09010	(013000– )	Screw, Hex, M8 X 1.25 X 25, Ss	2	
20	01685	(013000– )	Washer, Flat, 0.38b 0.88d .08, Ss	2	
21	08713	(013000– )	Nut, Hex, Lock, M8 X 1.25, NI, Ss	2	
22	15678	(013000– )	Screw, Hex, M6 X 1.00 X 16, Ss	3	
23	32490	(013000– )	Washer, Flat, 0.25, Std	3	
24	9018847	(013000– )	Cover Kit, Press Wash, Afmkt [T/M17]	1	
25	57772	(013000– )	Plug, Hole, Rt, 1.45 X 0.83, Blk Nyl	4	
▽	9018841	(013000– )	Plug Kit, Press Wash, Pump, Afmkt[T/M17]	1	
▲	26	1243644	(013000– )	Strap, Plug	1
▲	27	1243645	(013000– )	Plug, Oil	1
28	06927	(013000– )	Screw, Pan, Phl, M4 X 0.70 X 16, 4.8	2	
29	23446	(013000– )	Clip, Grip, Finger, 0.31–0.75d, Nk Pl	2	
30	02850	(013000– )	Nut, Hex, Lock, M4 X 0.70, NI	2	
31	41579	(013000– )	Washer, Flat, 08, Ss	2	
32	1244570	(013000– )	Latch, Draw	1	
33	09244	(013000– )	Screw, Hex, M5 X 0.80 X 16, 8.8	3	
34	1244906	(013000– )	Keeper, Latch, Draw	1	
▽	9018842	(013000– )	Wand Kit, Press Wash, Afmkt [T/M17]	1	
▲	35	1039042	(013000– )	Handle, Gun, Trigger	1
▲	36	1039044	(013000– )	Wand, Str, Ss, 28l	1
▲	37	1238513	(013000– )	Nozzle, Press Washer	1
▲	38	1042191	(013000– )	Fitting, Ss, Qdc, Mal	1
▲	39	1044428	(013000– )	Fitting, Brs, Str, Pm04/Pm06 [Hp]	1
▽	9018844	(013000– )	Hose Kit, Press Wash, Afmkt [T/M17]	1	
▲	40	1039056	(013000– )	Hose, Rbr, 25ft	1
▲	41	1042051	(013000– )	Fitting, Ss, Qdc, Fem	2
▲	42	1042772	(013000– )	Fitting, Brs, Str, Pf06/Pm04	2
43	21168	(013000– )	Plug, Hole, Rnd, 0.25h 0.8l, Brb, Nyl	1	

Fig. 47 – Pressure Washer Solution Supply Group (013000- )

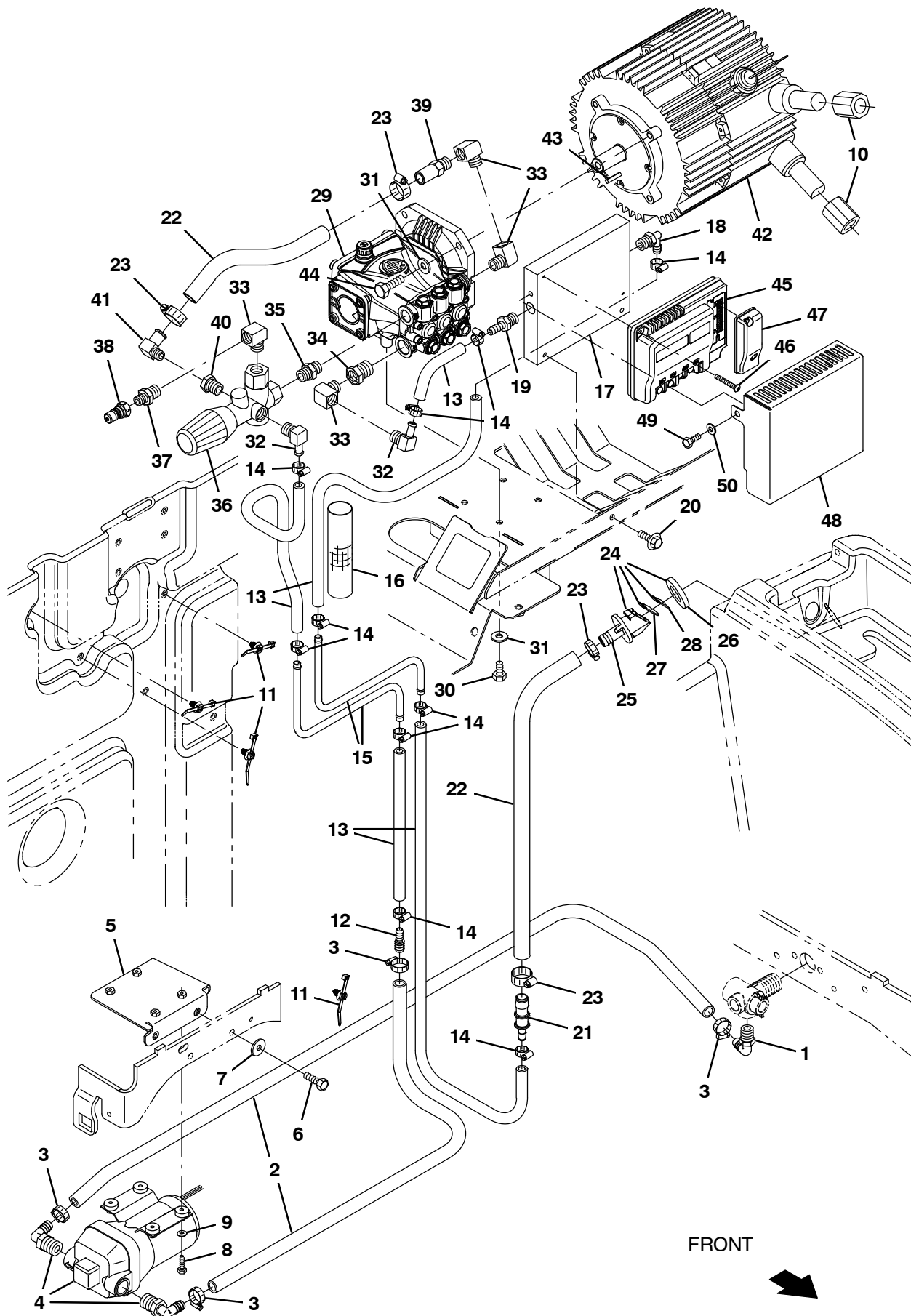
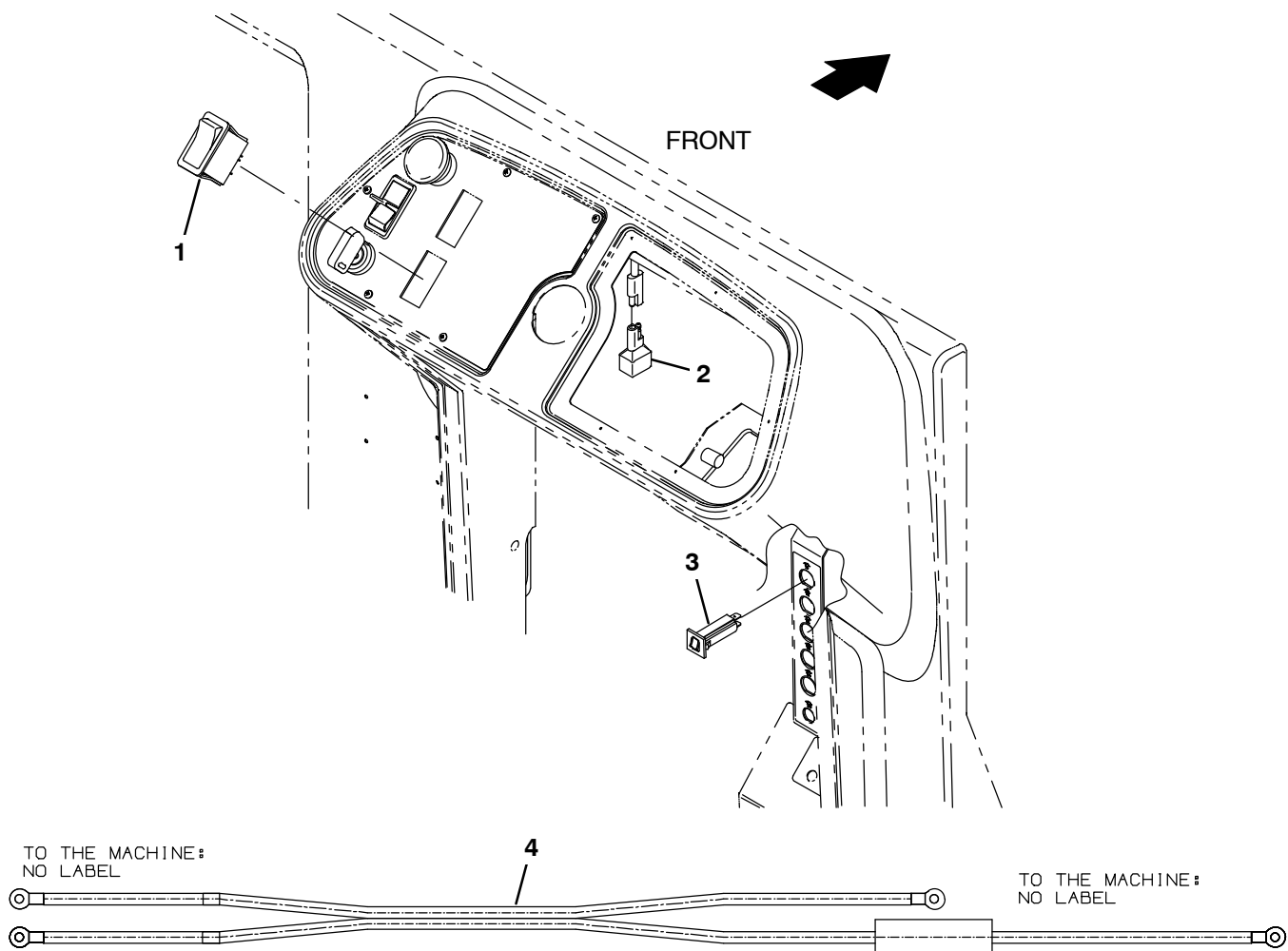




Fig. 47 – Pressure Washer Solution Supply Group (013000– )

Ref.	Part No.	Serial Number	Description	Qty.	
1	64778	(013000– )	Fitting, Plstc, E90, Bm08/Pm06	1	
2	1011412	(013000– )	Hose, Afmkt, Pvc, Brd, 0.50id, 08ft, Clr	1	
3	54333	(013000– )	Clamp, Hose, Wormdrive, 0.31–0.88d, .31w	4	
4	1242823	(013000– )	Pump, Soltn, Ele, 36vdc, 45psi	1	
5	1244427	(013000– )	Plate Wldt, Pump	1	
6	09010	(013000– )	Screw, Hex, M8 X 1.25 X 25, Ss	2	
7	1017218	(013000– )	Washer, Flat, 0.32b 1.00d .12, Ss	2	
8	12316	(013000– )	Screw, Hex, M5 X 0.80 X 25, Ss	4	
9	01683	(013000– )	Washer, Flat, 10, Ss	4	
10	1052126	(013000– )	Inductor, 12.7mmid [156 Imp At 25mhz]	2	
11	1210807	(013000– )	Wire, Tie [W/.25” Fir Tree Clip]	1	
12	222375	(013000– )	Fitting, Plstc, Str, Bm06/Bm08	1	
13	1014977	(013000– )	Hose, Afmkt, Pvc, Brd, 0.38id, 12ft, Clr	1	
14	43844	(013000– )	Clamp, Hose, Wormdrive, 0.25–0.62d, .31w	10	
15	1240293	(013000– )	Tube, Water, Pressure Washer	2	
16	87677	(013000– )	Sleeve, Nyl, 1.22id 20.0l	1	
17	1241608	(013000– )	Block, Cooling, Press Wash	1	
18	150412	(013000– )	Fitting, Plstc, E90, Bm06/Pm06	1	
19	150538	(013000– )	Fitting, Plstc, Str, Bm06/Pm06	1	
20	1020341	(013000– )	Screw, Hex, M8 X 1.25 X 20, Ss, Sems	2	
21	1243167	(013000– )	Fitting, Brs, Str, Bm06/Pf08	1	
22	1015026	(013000– )	Hose, Afmkt, Pvc, Brd, 0.62id, 03ft, Clr	1	
23	63810	(013000– )	Clamp, Hose, Wormdrive, 0.56–1.06d, .56w	2	
▽	24	9014338	(013000– )	Valve Kit, Check, Es [T17]	1
▲	25	78840	(013000– )	Valve, Check, Pump, Water	1
▲	26	73342	(013000– )	Gasket, .25 1.88d 1.0id [Poron]	1
▲	27	78841	(013000– )	Flapper, Valve, Pump, Water	1
▲	28	1217187	(013000– )	Flap, Restrictor, Check Valve	1
29	1236318	(013000– )	Pump, Pressure Washer	1	
30	16735	(013000– )	Screw, Hex, M8 X 1.25 X 16, 8.8	4	
31	32491	(013000– )	Washer, Flat, 0.31, Std	8	
32	1243150	(013000– )	Fitting, Brs, E90, Bm06/Pm06	2	
33	24584	(013000– )	Fitting, Brs, E90, Pf06/Pm06, Spcl	4	
34	47167	(013000– )	Fitting, Brs, Str, Pf06/Pm08	1	
35	1224331	(013000– )	Fitting, Brs, Str, Pm06/Pm06	1	
36	1239018	(013000– )	Valve, Needle, [M17/T17]	1	
37	1044428	(013000– )	Fitting, Brs, Str, Pm04/Pm06 [Hp]	1	
38	1042191	(013000– )	Fitting, Ss, Qdc, Mal	1	
39	1242000	(013000– )	Valve, Pop–Off, 3500 Psi	1	
40	150006	(013000– )	Fitting, Brs, Str, Pf04/Pm06, Bshg	1	
41	1045888	(013000– )	Fitting, Brs, E90, Bm10/Pm04	1	
42	1239141	(013000– )	Motor, Ele, 24–72vdc 3400rpm 6.71hp	1	
43	00912	(013000– )	Key, Sq, 0.19 X 0.19, 1.00l	1	
44	21198	(013000– )	Screw, Hex, .38–16 X 1.25, G5	4	
45	1238746	(013000– )	Controller, Propel [36vdc,200a, I–Drive]	1	
46	06938	(013000– )	Screw, Pan, Phl, M5 X 0.80 X 40, 4.8	2	
47	1241005	(013000– )	Cover Assy, I–Drive	1	
48	1239673	(013000– )	Cover, Wash, Press [I–Drive]	1	
49	06942	(013000– )	Screw, Hex, M6 X 1.00 X 16, 8.8	2	
50	32483	(013000– )	Washer, Flat, 0.25, Sae	2	

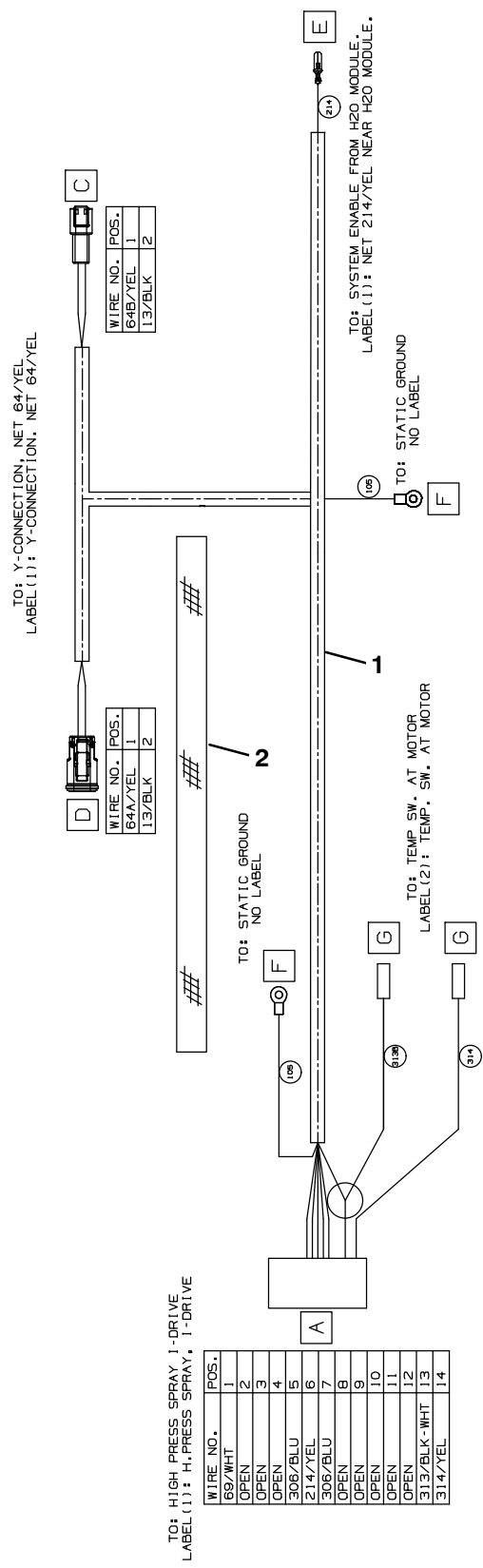
**Fig. 48 – Pressure Washer Electrical Group (013000– )**



356874 – T17

Ref.	Part No.	Serial Number	Description	Qty.
1	398500	(013000– )	Switch, Rocker, Dpdt, On / None / On	1
2	1056982	(013000– )	Diode, Ele, Plug	1
3	1064188	(013000– )	Circuitbreaker, 15.0a, Resetable	1
4	1076436	(013000– )	Cable Assy, 04ga, Fuse [Press Wash, M17]	1

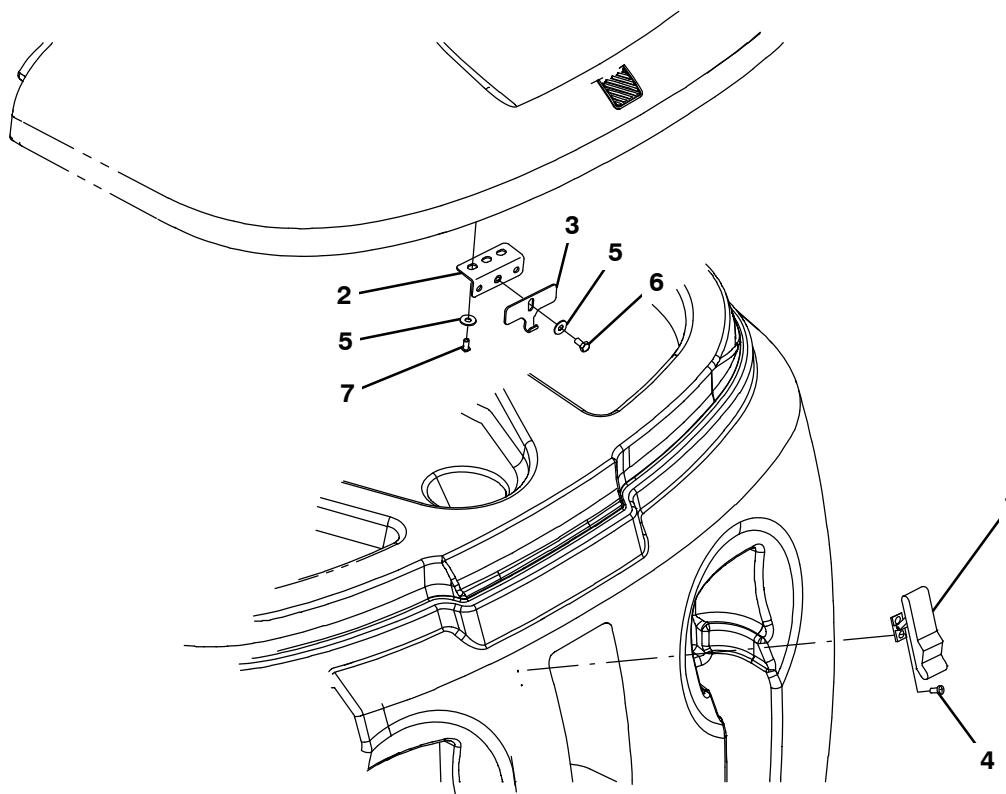
Fig. 49 – Pressure Washer Electrical Wire Harness Group (013000– )



356875 – T17

Ref.	Part No.	Serial Number	Description	Qty.
1	1076449	(013000– )	Harness, Ele [Pressure Washer, M17/T17]	1
2	87677	(013000– )	Sleeve, Nyl, 1.22id 20.0l	1

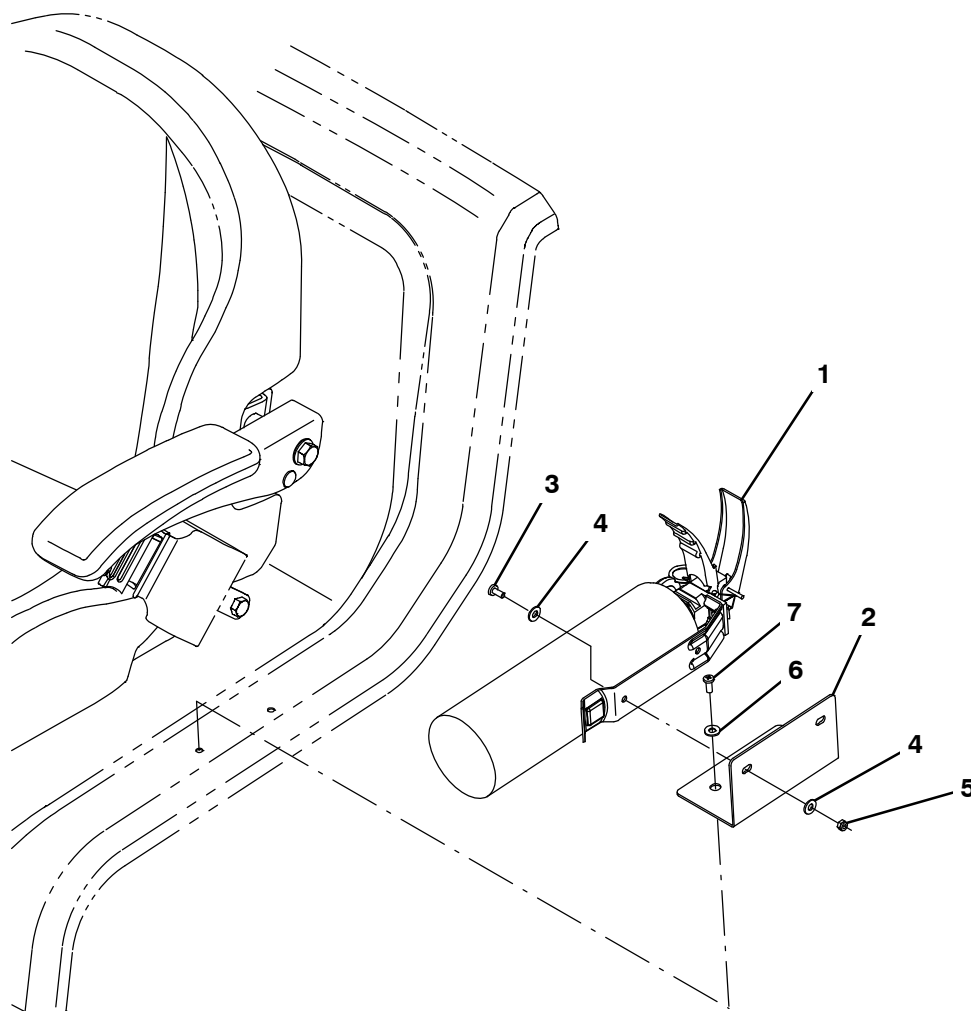
Fig. 50 – Transport Group



356513

Ref.	Part No.	Serial Number	Description	Qty.
1	49800	(000000–	) Latch	1
2	1040800	(000000–	) Bracket, Latch, Cover	1
3	1040634	(000000–	) Plate, Hook, Latch	1
4	382320	(000000–	) Screw, Pan, Phl, 12–16 X 0.50, F/ Plstc	2
5	01684	(000000–	) Washer, Flat, 0.27b 0.69d .05, Ss	3
6	09744	(000000–	) Screw, Hex, M6 X 1.00 X 12, Ss	1
7	222267	(000000–	) Screw, Pan, Phl, 06–20 X 0.50, Fmg/Ab	2

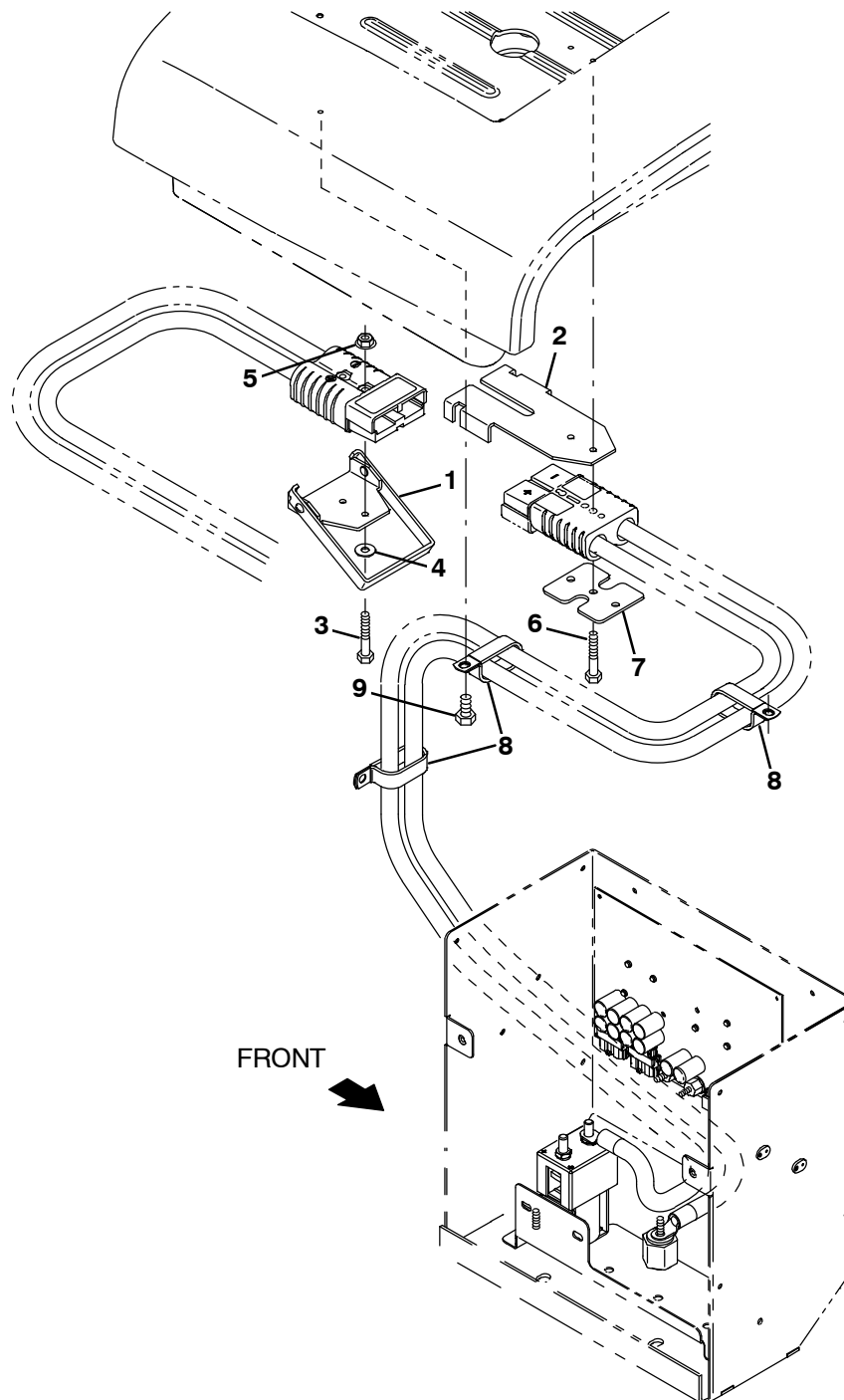
Fig. 51 – Fire Extinguisher Kit



356503

Ref.	Part No.	Serial Number	Description	Qty.
▽	9020139	(000000–	) Parts Kit, Extinguisher, Fire, Ci	1
▲	1 25312	(000000–	) Extinguisher, Fire, 2.5 Lb Dry	1
▲	2 1207986	(000000–	) Bracket, Fire Extinguisher	1
▲	3 09738	(000000–	) Screw, Hex, M5 X 0.80 X 12, Ss	2
▲	4 32483	(000000–	) Washer, Flat, 0.25, Sae	4
▲	5 09739	(000000–	) Nut, Hex, Lock, M5 X 0.80, NI, Ss	2
▲	6 140011	(000000–	) Washer, Flat, 0.21b 0.45d .03, Ss	2
▲	7 360973	(000000–	) Screw, Pan, Phl, 12–16 X 0.50, F/ Plstc	2

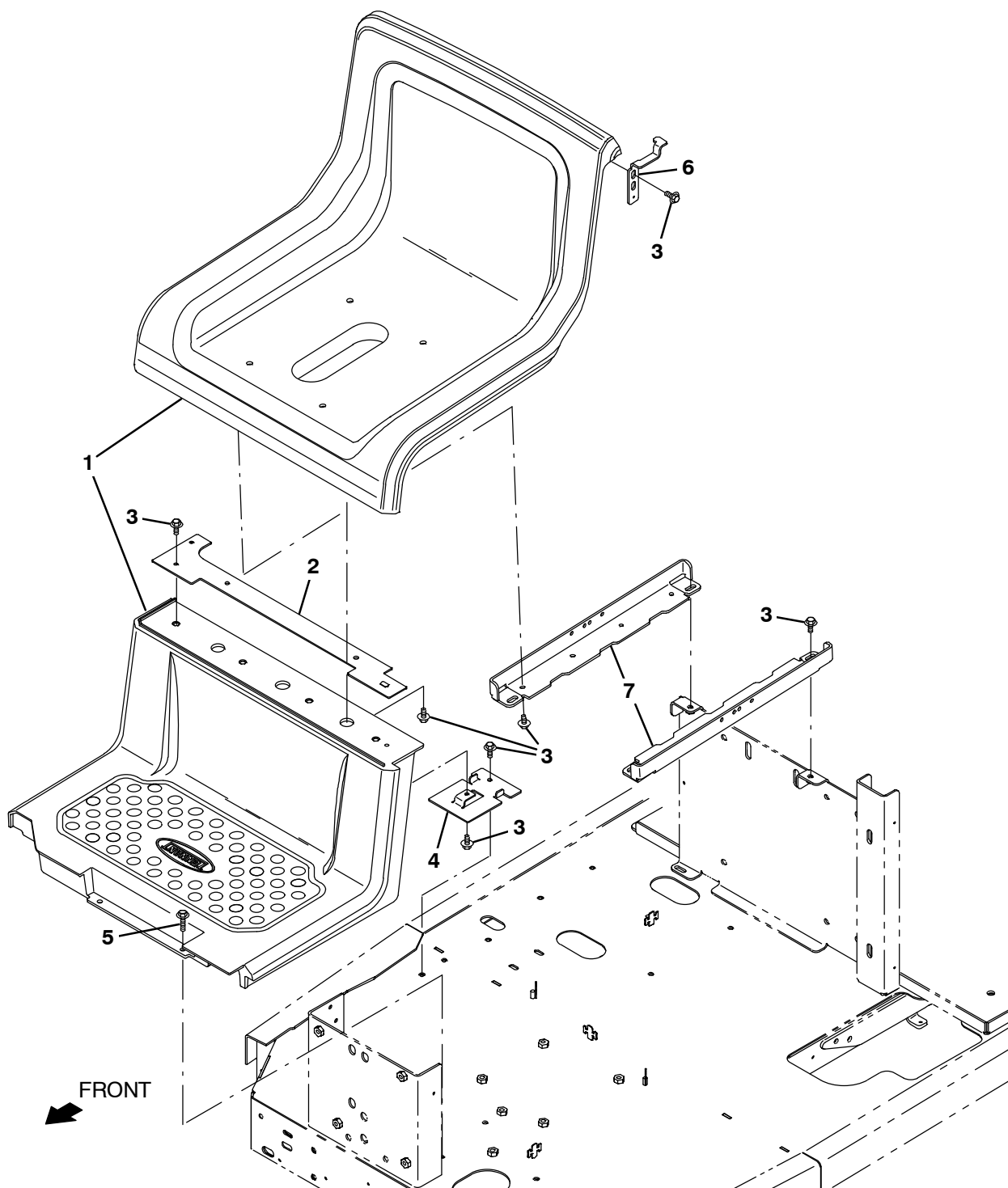
Fig. 52 – Battery Quick Disconnect Group (013000– )



356873 – T17

Ref.	Part No.	Serial Number	Description	Qty.
1	1238009	(013000– )	Bracket, Mtg, Battery, Disconnect	1
2	1238011	(013000– )	Bracket, Mtg, Base, Battery, Disconnect	1
3	33930	(013000– )	Screw, Hex, M6 X 1.00 X 40, Ss	2
4	32490	(013000– )	Washer, Flat, 0.25, Std	2
5	07790	(013000– )	Nut, Hex, Flng, M6 X 1.00	2
6	06948	(013000– )	Screw, Hex, M6 X 1.00 X 45, 8.8	2
7	1238390	(013000– )	Plate, Mtg, Battery, Disconnect	1
8	09570	(013000– )	Clamp, Cable, Stl, 0.90D X 0.62W, 1 Hole	1
9	49826	(013000– )	Screw, Hex, M8 X 1.25 X 16, NI, Ss	3

Fig. 53 – Extended Operation Station Group (013000– )



356876 – T17

Ref.	Part No.	Serial Number	Description	Qty.
1	1246365	(013000– )	Platform Set, Oprtr [T17/M17 Trim]	1
2	1239383	(013000– )	Plate Wldt, Mtg, Platform	1
3	1020341	(013000– )	Screw, Hex, M8 X 1.25 X 20, Ss, Sems	9
4	1205073	(013000– )	Plate, Mtg	1
5	1037355	(013000– )	Screw, Hex, M8 X 1.25 X 35, 9.8, Sems	2
6	1239393	(013000– )	Bracket, Latch	1
7	1239385	(013000– )	Angle, Sppt, Seat	2

**Fig. 54 – Documentation Group**

Ref.	Part No.	Serial Number	Description	Qty.
	9020160	(000000– )	Manual, Oprtr [T17 Ele, En, Na]	1
	9020161	(000000– )	Manual, Oprtr [T17 Ele, Es, Na]	1
	9020162	(000000– )	Manual, Oprtr [T17 Ele, Fr, Na]	1
	9020163	(000000– )	Manual, Oprtr [T17 Ele, Ptb]	1
	9020164	(000000– )	Manual, Oprtr [T17 Ele, Jp]	1
	9020165	(000000– )	Manual, Oprtr [T17 Ele, Cn]	1
	9020166	(000000– )	Manual, Parts [T17 Ele, En, Na/Int]	1
	9020167	(000000– )	Manual, Service Info [T17 Ele, En]	1
	9020146	(000000– )	Dvd, Operator [T17]	1
	9020305	(000000– )	Instr, Use&Care, Wallchart [T17]	1



To view, print, order, download the latest Parts manual, other language Operator manuals, and Use and Care Guides (wall charts) visit:

[www.tennantco.com/manual](http://www.tennantco.com/manual)



SECTION 4

Contents	Page
Fig. 1 – ec-H2O Module Assembly Breakdown, 9020260 .....	4-2
Fig. 2 – Accelerator and Brake Pedal Assembly Breakdown, 1209411 .....	4-4
Fig. 3 – Metering Solution Pump Breakdown, 386364 .....	4-5

Fig. 1 – ec-H2O Module Assembly Breakdown, 9020260

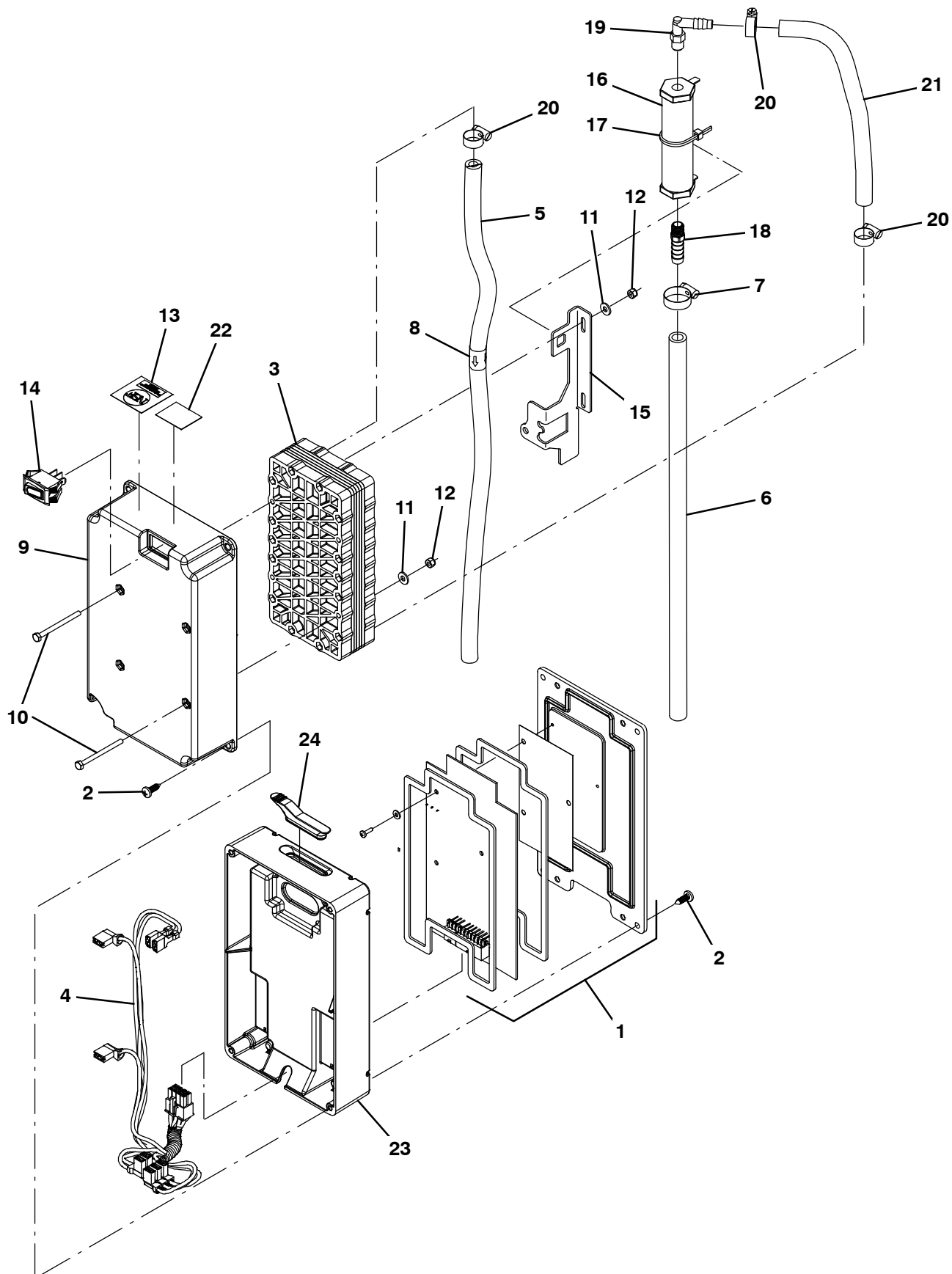
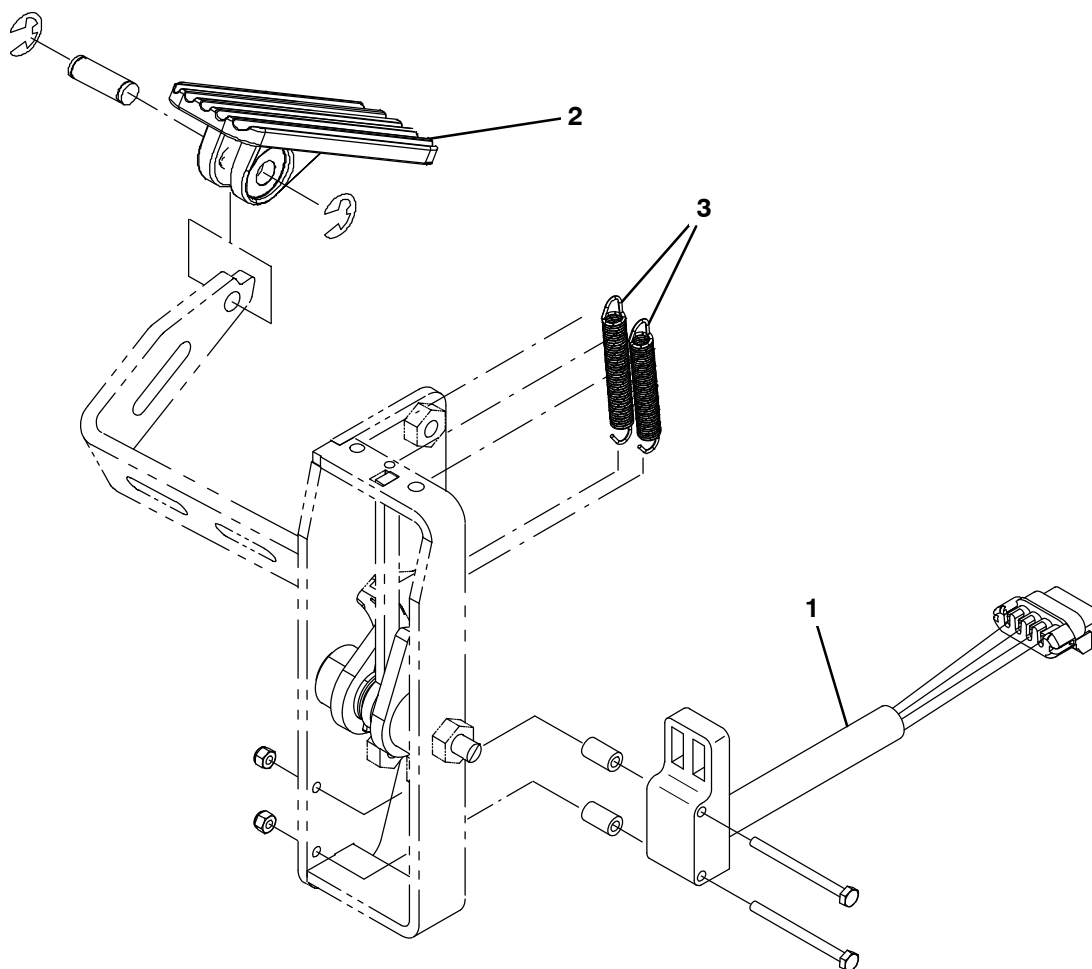


Fig. 1 – ec-H2O Module Assembly Breakdown, 9020260

	Ref.	Part No.	Serial Number	Description	Qty.
▽		9020260	(000000–)	) Ec-H2o Module Kit, Afmkt [T17]	1
▲	1	9020261	(000000–)	) Circuit Board Kit, Ec-H2o, Afmkt [T17]	1
▲	2	1018155	(000000–)	) Screw, Pan, Phl, M5 X 0.80 X 16, Tcut,Ss	8
▲	3	1057637	(000000–)	) Electrode, 5 Plate, High Flow	1
▲	4	1069708	(000000–)	) Harness, Ele, Ech2o [T12 Module]	1
▲	5	9006268	(000000–)	) Hose, Pvc, Brd, 0.38id, 01Ft, Clr	1
▲	6	1014971	(000000–)	) Hose, Afmkt, Pvc, Brd, 01Ft, Clr	1
▲	7	54333	(000000–)	) Clamp, Hose, Wormdrive, 0.31–0.88d, .31w	1
▲	8	1049637	(000000–)	) Label, Direction [Ec-H2o]	1
▲	9	1051519	(000000–)	) Housing, Upper, Module, High Flow	1
▲	10	32509	(000000–)	) Screw, Hex, M4 X 0.70 X 50, Ss	4
▲	11	41579	(000000–)	) Washer, Flat, 08, Ss	4
▲	12	33932	(000000–)	) Nut, Hex, Lock, M4 X 0.70, NI, Ss	4
▲	13	1046041	(000000–)	) Label, Module [Nsf, Ec-H2o]	1
▲	14	1044393	(000000–)	) Switch, Rocker, Spst, Mom	1
▲	15	1048741	(000000–)	) Bracket, Valve, Large	1
▲	16	1062006	(000000–)	) Electrode, Cylindrical	1
▲	17	130773	(000000–)	) Tie, Cable, Nyl, 11.0l, .14w, 3.0 Max. D	1
▲	18	1055552	(000000–)	) Fitting, Brs, Str, Bm06/Pm02	1
▲	19	1051268	(000000–)	) Fitting, Plstc, E90, Bm05/Pm02, Nyl	1
▲	20	43844	(000000–)	) Clamp, Hose, Wormdrive, 0.25–0.62d, .31w	3
▲	21	1014971	(000000–)	) Hose, Afmkt, Pvc, Brd, 01Ft, Clr	1
▲	22	1068763	(000000–)	) Label, Date Code [Ec-H2o]	1
▲	23	1037032	(000000–)	) Housing, Bottom	1
▲	24	1054776	(000000–)	) Grommet, Blind	1

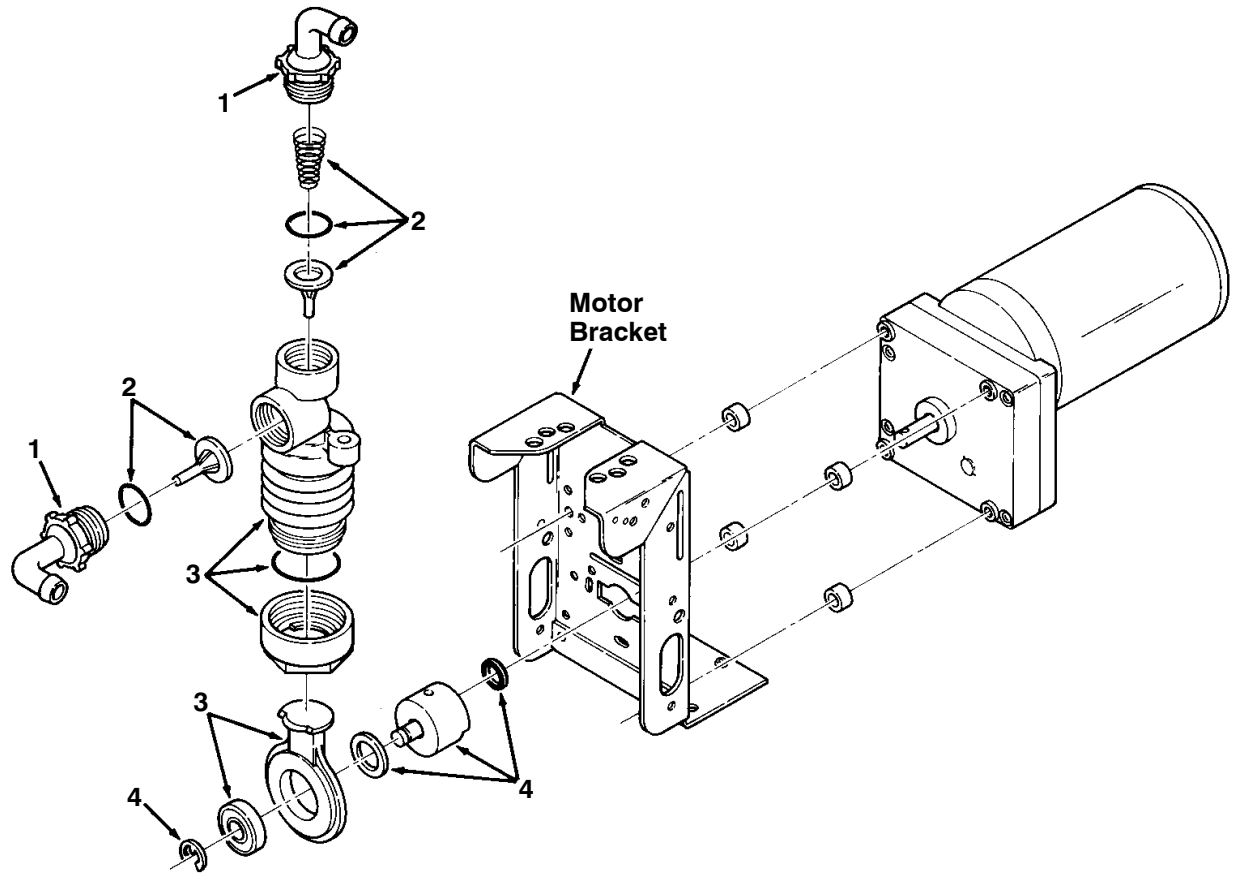
**Fig. 2 – Accelerator and Brake Pedal Assembly Breakdown, 1209411**



356515

	Ref.	Part No.	Serial Number	Description	Qty.
▽		1209411	(000000–	) Pedal Assy, Accelerator, W/O Brake	1
▲	1	1058687	(000000–	) Sensor, Position [Hall]	1
▲	2	1071311	((000000–	) Pedal, Foot, W/ Tread	1
▲	3	1061049	(000000–	) Spring, Extn, 0.35od 0.05wir 02.8l	2

Fig. 3 – Metering Solution Pump Breakdown, 386364



00112

Ref.	Part No.	Serial Number	Description	Qty.
▽	386364	(000000–	) Pump, Metering Solution	1
▲	1 63923	(000000–	) Connector Kit, Tubing	1
▲	2 21659	(000000–	) Valve Kit, Pump	1
▲	3 21661	(000000–	) Replacement Kit, Bellows	1
▲	4 02430	(000000–	) Crank Replacement Kit	1



# SECTION 5

## CONTENTS

## PAGE

PART NUMBER TO PAGE NUMBER CROSS REFERENCE LIST .....	5-2
PART DESCRIPTION TO PAGE NUMBER CROSS REFERENCE LIST .....	5-10

# CROSS REFERENCE

## PART NUMBER TO PAGE NUMBER CROSS REFERENCE LIST

Part Number	Page Number	Part Number	Page Number	Part Number	Page Number
00911	2-11, 2-39, 3-45, 3-47	06965	3-75	09738	2-39, 3-23, 3-65, 3-67, 3-99
00912	2-11, 3-95	06969	2-31, 2-33, 2-35	09739	2-41, 2-43, 3-61, 3-65, 3-71, 3-99
00928	2-35, 3-19	06971	2-37	09740	2-9, 2-15, 2-61, 3-21, 3-45, 3-79, 3-81
01316	3-57, 3-59	07259	2-23, 2-25	09741	2-33
01513	3-45	07450	2-57	09744	3-98
01516	2-57, 3-45, 3-47	07471	2-35	09767	3-45
01683	2-27, 3-11, 3-61, 3-63, 3-65, 3-67, 3-71, 3-79, 3-95	07514	2-65, 3-79	09770	2-55
01684	2-3, 2-5, 2-7, 2-27, 2-35, 2-39, 2-41, 2-43, 2-55, 2-59, 3-17, 3-19, 3-31, 3-35, 3-41, 3-43, 3-45, 3-49, 3-57, 3-59, 3-79, 3-81, 3-98	07515	2-27, 2-29, 2-65	09775	2-57
01685	2-7, 2-15, 2-19, 2-21, 2-35, 2-49, 2-51, 3-9, 3-19, 3-31, 3-35, 3-43, 3-49, 3-57, 3-59, 3-61, 3-77, 3-81, 3-93	07785	3-31, 3-35	1002898	3-67
01686	2-35, 2-39, 2-41, 2-43, 2-55, 2-57, 2-59, 3-9, 3-17, 3-19, 3-41, 3-43, 3-45, 3-49	07786	2-41, 2-43, 2-59, 3-41, 3-45, 3-49	1002899	3-67
01713	2-29	07787	2-57	1005218	3-57, 3-59
01726	2-65, 3-83, 3-85, 3-87, 3-88	07789	3-23	1005630	3-23, 3-63, 3-65, 3-67
01847	3-31, 3-35	07790	3-100	1006400	3-23, 3-67
02430	4-5	07791	2-11, 3-41	1006410	3-61
02850	3-41, 3-43, 3-93	08170	3-45	1008142	3-13
02942	3-29, 3-33, 3-49	08175	2-55	1009356	3-45
03192	3-9	08178	2-15, 2-31, 2-55	1011170	3-67
03193	3-9	08179	2-15, 2-55, 3-31, 3-35	1011409	2-35, 3-67
04051	2-9	08182	2-31	1011411	3-67
04843	2-15, 2-55	08202	2-31	1011412	3-95
04846	2-11, 2-41, 2-43	08236	2-41, 2-43, 2-57	1011522	3-65
04928	2-33	08708	2-29, 2-55, 2-65, 3-41, 3-47, 3-71, 3-75	1011719	3-17
05134	3-61	08709	2-11, 2-15, 2-61, 3-13, 3-43, 3-71	1011735	2-17
05685	2-57	08711	2-31	1011837	3-71
05686	2-57, 3-17	08712	2-7, 2-15, 2-33, 2-41, 2-43, 2-55, 3-31, 3-35, 3-43, 3-61, 3-79, 3-81	1011882	3-91
06415	2-55	08713	2-7, 2-41, 2-43, 2-45, 2-49, 2-51, 3-17, 3-31, 3-35, 3-45, 3-47, 3-49, 3-57, 3-59, 3-63, 3-77, 3-81, 3-93	1011885	3-63
06549	3-5, 3-7, 3-43, 3-79, 3-81	08714	2-55, 2-57, 2-59, 3-17	10120	2-41, 2-43
06919	2-63, 3-51	08716	2-7, 2-53, 3-45	1014295	3-73
06920	3-3, 3-41	09005	3-71	1014328	2-39, 3-45
06926	2-63, 3-25, 3-37, 3-51	09007	2-39, 3-41, 3-43, 3-45, 3-61	1014563	2-55
06927	2-29, 3-13, 3-41, 3-43, 3-79, 3-93	09010	2-7, 2-9, 2-15, 2-35, 2-45, 2-49, 3-17, 3-21, 3-23, 3-31, 3-35, 3-41, 3-43, 3-49, 3-63, 3-65, 3-89, 3-93, 3-95	1014949	3-65, 3-67
06933	2-53, 3-5, 3-7	09011	2-7, 2-15, 2-49, 3-17, 3-19, 3-21, 3-61, 3-63	1014971	4-3
06934	3-91	09023	2-7, 3-31, 3-35, 3-45	1014974	3-65
06935	2-61, 3-43, 3-93	09026	2-15	1014976	3-23, 3-65
06938	3-95	09028	2-39, 3-43	1014977	3-95
06942	2-19, 2-27, 2-29, 2-65, 3-95	09120	3-81	1014981	3-63
06943	3-71, 3-75	09162	2-11	1015025	3-23
06944	2-39	09198	2-3, 2-5	1015026	3-95
06946	2-29	09200	3-65	1015032	3-61
06948	2-29, 3-100	09244	3-93	1015455	3-65
06961	2-11	09291	2-41, 2-43	1016331	2-15
		09570	2-61, 2-65, 3-79, 3-100	1016354	2-35
				1017218	2-7, 2-9, 2-19, 2-39, 2-45, 2-49, 2-61, 2-63, 3-9, 3-17, 3-19, 3-21, 3-31, 3-35, 3-41, 3-47, 3-49, 3-63, 3-89, 3-91, 3-95
				1017368	2-5
				1017441	3-29, 3-33, 3-49
				1017802	3-29, 3-33, 3-49
				1018155	4-3
				1018276	2-55
				1019285	2-49, 3-59, 3-61



Part Number	Page Number	Part Number	Page Number	Part Number	Page Number
1020341	2-7, 2-11, 2-17, 2-19, 2-47, 2-49, 2-51, 2-53, 2-61, 2-63, 3-5, 3-11, 3-13, 3-29, 3-33, 3-41, 3-43, 3-49, 3-65, 3-71, 3-93, 3-95, 3-101	1051268	4-3	1060691	3-73
1022671	3-73	1051519	4-3	1060708	3-73
1022846	2-41, 2-43	1052010	3-67	1060718	3-73
1023676	2-31	1052126	3-11, 3-45, 3-95	1060720	3-73
1023677	2-31	1052532	2-59	1060784	3-41
1023920	3-43	1052726	2-17	1061049	4-4
1024977	3-75	1052962	2-7, 3-89	1061356	3-73
1026014	2-49	1053342	3-45	1061570	3-73
1027976	3-71	1053815	3-49	1061571	3-73
1028581	3-67	1053825	2-11	1061910	2-65
1031413	2-57, 3-17	1054178	3-71	1061918	2-65
1034731	2-11, 2-39, 2-63	1054581	3-45	1061954	3-61
1036892	3-41, 3-45	1054591	3-45	1062006	4-3
1037032	4-3	1054654	2-11	1062106	3-5
1037346	2-7, 3-31, 3-35, 3-71, 3-91	1054662	3-17	1062386	2-23, 2-25
1037354	2-7, 3-43, 3-45, 3-81, 3-83, 3-85, 3-87, 3-88, 3-91	1054776	4-3	1062403	3-65
1037355	2-9, 2-19, 3-81, 3-101	1054945	2-57	1062651	2-45
1037822	1-1, 2-49	1054948	3-47	1062659	3-73
1037827	2-33	1055051	3-45	1062813	2-91
1039042	3-93	1055254	3-65	10632-2	3-7
1039044	3-93	1055396	2-59	1063263	3-5
1039056	3-93	1055552	4-3	1063363	3-45
1039392	3-7	1056189	3-47	1064184	2-63, 3-3, 3-5, 3-7, 3-25, 3-51, 3-65
1039557	3-65, 3-67	1056412	2-11	1064188	3-3, 3-5, 3-7, 3-11, 3-51, 3-71, 3-96
1039998	2-29	1056719	3-71	1064191	3-5
1040049	2-12	1056838	2-39	1065134	2-41, 2-43
1040467	2-29, 3-29, 3-33, 3-41, 3-65, 3-79	1056979	3-5	1065343	2-91
1040634	3-98	1056982	3-71, 3-96	1066429	2-61
1040800	3-98	1057043	2-11	1066431	2-45, 2-53
1040803	3-47	1057171	2-11	1066434	2-49
1040868	3-65	1057214	2-49	1066919	3-71
1042051	3-93	10575	3-57, 3-59	1067452	1-1, 3-43
1042191	3-93, 3-95	1057554	2-11	1067526	3-65
1042499	2-5	1057572	2-11	1068510	2-65
1042500	2-5	1057637	4-3	1068763	4-3
1042504	2-5	1057780	2-7	1069311	2-45
1042772	3-93	1057785	2-11	1069322	2-17, 3-91
1044393	4-3	1057814	3-71	1069467	3-79
1044428	3-93, 3-95	1057816	3-71	1069580	3-79
1045034	3-57, 3-59	1057978	3-61	1069671	3-68
1045041	2-35, 2-37	1058340	2-63	1069708	4-3
1045487	2-41, 2-43, 2-45	1058451	3-41	1069746	3-7
1045525	2-17, 2-59	1058477	3-41	1070324	3-79
1045888	3-95	1058679	2-17	1070402	3-79
1046041	4-3	1058687	4-4	1070541	3-79
1046404	2-63	1058694	3-5	1070658	3-79
1048741	4-3	1058695	3-43	1070757	3-79
1048955	2-19	1058901	3-41	1071085	2-27, 3-7, 3-21, 3-23, 3-29, 3-31, 3-33, 3-35, 3-63, 3-79
1049637	4-3	1059073	2-11	1071311	4-4
1051027	2-5	1059231	3-65	1072951	2-27
1051030	2-3	1059308	3-45	1072952	2-27
1051052	2-19, 2-21	1059342	3-5	1072978	2-65
		1059938	3-5	1072979	2-65
		1060103	3-9	1072981	2-65
		1060128	3-71	1072992	3-39
		1060210	3-49	1072999	3-27
		1060276	2-63, 3-15	1073042	3-54
		1060394	3-49		
		1060428	3-71		
		1060440	3-73		
		1060673	2-45		

# CROSS REFERENCE

Part Number	Page Number	Part Number	Page Number	Part Number	Page Number
1073054	3-54	1204338	3-65, 3-67	1206303	3-67
1073059	3-79	1204356	2-35	1206367	2-7, 3-89
1073062	3-15	1204357	2-39	1206370	1-1, 2-51
1073077	3-79	1204396	3-31, 3-35	1206422	3-17
1073078	3-79	1204441	2-39	1206424	2-19
1073181	2-11	1204458	2-35	1206431	2-65
1074075	3-77	1204460	2-35	1206456	3-71
1074103	2-90	1204634	2-39	1206470	2-33
1074570	2-29	1204637	2-39	1206475	3-19
1074600	3-79	1204638	2-39	1206482	3-71
1074601	3-79	1204639	2-39	1206485	2-23
1074604	2-90	1204640	1-1, 2-39	1206530	2-59
1074713	2-65	1204642	2-39	1206546	2-17
1075003	2-17	1204643	2-39	1206589	3-19
1075150	2-29	1204713	2-33	1206592	3-19
1075238	2-35, 2-37, 3-23	1204732	2-9	1206597	3-19
1075296	3-5, 3-7	1204774	3-31, 3-35	1206598	3-19
1076435	2-90	1204790	2-39	1206599	3-19
1076436	3-96	1204791	2-39	1206602	3-17
1076449	3-97	1204880	2-39	1206722	3-17
10912	3-43	1204881	2-39	1206723	3-17
11329	3-19, 3-45, 3-47, 3-49, 3-57, 3-59	1204919	3-31, 3-35	1206774	2-53, 3-43
11398	3-29, 3-33, 3-49	1204926	3-9	1206785	2-19
11399	2-47, 3-57, 3-59	1204954	3-43	1206805	3-21
11531	2-47	1204972	3-9	1206809	3-21
11635	3-19	1204974	3-9	1206821	2-57
1200149	2-53, 3-43	1205010	2-37	1206844	2-57
1200328	3-23, 3-65	1205011	2-37	1206865	2-57
1200394	3-71	1205013	3-31, 3-35	1206872	2-55
1200467	3-67	1205016	3-31, 3-35	1206948	2-45
1200634	3-17	1205048	2-7	1206951	3-83, 3-85, 3-87, 3-88
1200642	3-73	1205049	2-49	1206961	2-49
1201101	3-17	1205073	2-19, 3-101	1207034	2-57
1201149	3-19	1205131	2-35	1207039	2-53
1201267	2-53	1205133	2-33	1207041	3-41
1201393	3-71	1205154	2-7	1207045	3-49
1201423	3-71	1205257	2-7	1207047	3-49
1201428	2-21	1205262	3-11	1207086	1-1, 2-59
1201434	2-51, 3-77	1205296	2-11	1207087	1-1, 2-59
1201441	3-67	1205299	3-21	1207103	2-59
1201500	3-17, 3-31, 3-35	1205307	3-19	1207108	2-37
1201534	2-17	1205397	2-9	1207119	3-41
1201609	3-19	1205402	3-43	1207123	3-41
1201894	2-19	1205428	2-47	1207126	2-37
1202779	2-7	1205449	3-49	1207127	2-37
1202860	2-63, 3-25, 3-37, 3-51	1205547	3-43	1207130	2-49, 3-93
1202864	2-65	1205550	3-43	1207131	2-61
1202868	2-9, 2-29, 2-63	1205553	2-55	1207139	3-29
1202870	3-3	1205565	3-45	1207145	2-61
1202892	3-3	1205593	3-43	1207151	3-41
1203454	3-65, 3-67	1205619	3-43	1207174	2-15
1203814	3-65	1205797	2-49	1207177	2-15
1203848	2-53	1205801	2-53	1207184	2-31
1203947	3-71	1205811	2-53, 2-61	1207209	2-49
1203996	3-65, 3-67	1205863	2-7	1207229	2-45
1204024	3-65	1205864	2-7	1207269	3-43
1204077	2-9	1206060	2-45	1207272	2-45
1204114	2-45	1206099	2-51	1207284	3-51, 3-63
1204170	2-17	1206119	2-49	1207297	2-27
1204306	3-11	1206138	3-23, 3-65	1207330	3-31
		1206251	2-59	1207341	2-53

Part Number	Page Number	Part Number	Page Number	Part Number	Page Number
1207362	2-61	1208188	2-9	1209444	2-29, 2-59
1207412	3-29, 3-33	1208208	2-33	1209652	3-11
1207436	2-31	1208217	3-51	1209678	3-17
1207444	3-9	1208247	2-55	1209684	2-51
1207466	2-55	1208274	2-55	1209712	2-57
1207484	3-43	1208356	1-1, 2-59	1209769	2-33
1207485	3-47	1208357	1-1, 2-59	1209802	3-45
1207486	3-45	1208358	2-59	1209915	3-9
1207487	3-45	1208359	2-59	1209960	2-23, 2-25
1207488	3-45, 3-47	1208363	2-7	1209964	2-23, 2-25
1207517	3-73	1208364	2-7	1209965	2-23, 2-25
1207518	2-47	1208394	3-41	1209966	2-23, 2-25
1207550	3-43	1208411	2-17	1209968	2-23, 2-25
1207554	3-35	1208412	2-63	1209969	2-23, 2-25
1207559	3-33	1208416	2-17	1209995	2-23, 2-25
1207562	2-51	1208432	3-23	1210022	2-57
1207566	2-15	1208433	3-23	1210177	2-33
1207608	2-59	1208434	3-23	1210179	2-33, 2-37
1207654	2-15	1208486	2-47	1210262	2-33
1207656	3-17	1208527	3-81	1210286	2-23, 2-25
1207657	3-21	1208612	2-11	1210312	3-17
1207659	3-61	1208625	2-11	1210313	3-87
1207661	1-1, 2-59	1208629	2-59	1210316	3-87
1207701	3-79	1208673	3-81	1210399	2-63, 3-25, 3-37, 3-51
1207718	3-19	1208691	2-65	1210430	2-41, 2-43
1207725	3-9	1208710	3-9	1210467	2-63
1207739	2-55	1208714	3-9	1210581	3-17
1207750	3-63	1208730	2-59	1210618	2-37
1207757	2-55	1208732	3-63	1210624	2-33
1207774	3-71	1208733	3-59	1210630	2-33
1207777	3-57, 3-59	1208748	2-53, 2-61, 3-93	1210660	2-35
1207866	3-21	1208772	3-45	1210667	2-35
1207887	2-49	1208858	2-59, 3-31, 3-35	1210673	3-81
1207902	3-75	1208899	2-23	1210711	2-7
1207903	2-55	1208906	2-59	1210807	2-37, 2-49, 3-17, 3-25, 3-41, 3-51, 3-63, 3-79, 3-95
1207911	3-73	1208907	3-11	1210841	3-57, 3-59
1207912	3-81	1208971	2-23, 2-25	1210969	3-51
1207922	2-19	1208974	2-23, 2-25	1210970	2-63
1207933	3-83	1208977	2-23, 2-25	1210971	2-61
1207934	3-83	1208983	2-23, 2-25	1211150	3-73
1207935	3-85, 3-87	1208985	2-23, 2-25	1211399	3-45
1207936	3-85, 3-87	1208986	2-23, 2-25	1211837	3-49
1207946	2-61	1208987	2-23, 2-25	1211884	2-41, 2-43
1207961	3-75	1208989	2-23, 2-25	1211929	3-41
1207981	2-15	1208999	2-23, 2-25	1211934	2-5, 3-45
1207984	2-31	1209015	2-15	1211952	2-23, 2-25
1207986	3-99	1209041	2-63	1211963	3-77
1208021	3-21	1209052	2-23, 2-25	1212006	3-77
1208043	3-57, 3-59	1209073	2-23	1212112	2-31
1208045	2-9	1209119	3-41	1212158	3-85, 3-87
1208053	3-75	1209120	2-59	1212163	3-19
1208106	2-31	1209121	2-59	1212210	3-19
1208109	3-75	1209122	2-59	1212211	3-19
1208113	2-11	1209140	3-41	1212212	3-19
1208122	3-11	1209168	2-23	1212248	2-7
1208128	3-9	1209190	2-61	1212298	2-45
1208153	2-57	1209194	2-19	1212350	2-7
1208155	2-57	1209244	3-31, 3-35	1212366	3-77
1208156	2-57	1209246	2-9	1212400	2-15
1208185	2-17	1209368	3-81		
1208187	2-17	1209411	2-15, 4-4		

# CROSS REFERENCE

Part Number	Page Number	Part Number	Page Number	Part Number	Page Number
1212415	2-19	1217792	3-13	1230821	2-15
1212443	3-65	1218213	2-9	1230885	2-15
1212623	2-33	1218383	2-45	12309	3-17
1212663	2-91	1218579	2-15	12312	3-93
1212747	3-89	1218580	2-15	12316	3-71, 3-95
1212782	2-59	1218851	2-12	12317	2-57, 3-43, 3-49
1212823	3-33, 3-49	1218852	2-12	12333	2-49, 3-77
1212824	3-29, 3-49	1218920	2-17	1234554	2-15
1212849	1-1, 2-39	1219037	2-12	1234789	2-15
1212887	2-47	1219396	3-88	1234792	2-15
1213007	2-41	1220192	2-3	1236066	2-15
1213059	2-63	1220193	2-3	1236318	3-95
1213060	2-41	1220194	2-3	1238009	3-100
1213061	2-41	1220201	2-3	1238011	3-100
1213093	2-41, 2-43	1220235	2-5	1238175	3-91
1213110	2-49	1220236	2-5	1238390	3-100
1213118	3-77	1220241	2-5	1238513	3-93
1213161	2-37	1220244	2-5	1238671	3-91
1213182	3-77	1220430	3-57, 3-59	1238731	3-91
1213186	3-77	1221161	2-47	1238746	3-95
1213200	2-35	1221285	2-7	1238848	2-7
1213206	3-77	1221543	2-5	1238878	3-91
1213211	1-1, 2-41, 2-43	1221794	2-29	1238895	3-91
1213228	2-43	1221952	3-23, 3-65	1239018	3-95
1213229	2-41	1222170	3-21	1239141	3-95
1213234	2-43	1222545	2-35	1239252	2-7
1213243	2-43	1224331	3-95	1239309	3-9
1213244	2-43	1224341	2-11	1239312	3-9
1213266	1-1, 2-41, 2-43	1224404	3-83	1239383	3-101
1213267	2-41, 2-43	1224454	2-11	1239385	3-101
1213281	3-83, 3-85, 3-87, 3-88	1224699	2-11	1239393	3-101
1213317	3-63	1224700	2-11	1239531	3-93
1213362	3-77	1224776	3-13	1239673	3-95
1213392	3-77	1224777	3-13	1239681	2-19
1213434	2-91	1224893	2-11	1239902	2-51
1213435	2-91	1225119	2-12	1240010	3-91
1213461	2-15	1225419	3-21	1240293	3-95
1213513	3-73	1225423	3-31, 3-35	1241005	3-95
1213530	2-59	1225425	3-35	1241249	3-81
1213539	2-59	1225432	3-31	1241253	3-81
1213680	3-89	1225437	3-81	1241509	3-93
1213799	3-73	1225439	3-63	1241608	3-95
1213802	3-49	1225442	2-29	1242000	3-95
1214093	2-47	1225464	2-91	1242235	2-31
1214095	3-57, 3-59	1225503	2-11	1242823	3-71, 3-95
1214173	2-53	1225506	2-7	1243150	3-95
1214174	2-53	1225535	3-88	1243167	3-95
1214326	3-77	1225538	3-88	1243644	3-93
1214337	2-51	1225563	2-25	1243645	3-93
1214550	2-63	1225700	3-93	1244405	3-85
1214566	2-63	1225704	3-93	1244412	3-83
1214622	3-13	1226141	2-11	1244413	3-85
1214737	3-13	12269	3-45, 3-47	1244427	3-71, 3-95
1216949	2-41, 2-43	12273	2-39, 2-45, 2-49, 3-9, 3-19, 3-63, 3-91	1244570	3-93
1216950	2-41	12274	3-13	1244839	2-25
1216951	2-43	1227455	2-37	1244840	2-25
1217187	3-61, 3-95	1227937	3-83, 3-85, 3-87	1244906	3-93
1217322	2-25	1227938	3-83, 3-85, 3-87	1245866	3-93
1217573	2-17	1228060	3-83, 3-85, 3-87	1246365	3-101
1217601	3-13	1229005	2-15	130773	2-29, 2-53, 3-7, 3-23, 3-63, 3-71, 4-3
1217751	2-29				

Part Number	Page Number	Part Number	Page Number	Part Number	Page Number
13773	2-29	21659	4-5	33930	2-65, 3-17, 3-31, 3-35, 3-79, 3-100
140011	3-99	21661	4-5	33932	3-63, 4-3
140045	3-75	222158	2-35, 3-93	35843	2-33
140324	2-61	222260	2-33, 3-45	360369	2-19, 2-21
140825	2-17, 3-3	222267	3-5, 3-41, 3-98	360370	2-19, 2-21
140916	3-79	222290	2-17	360460	2-49
14242	2-31	222375	3-95	360973	2-12, 3-91, 3-99
14529	2-55	222460	3-31, 3-35	361076	2-17
14595	2-31	222470	3-47, 3-49	361144	1-1, 2-17
14595-1	2-15	222505	2-11, 3-19	361339	3-45
14799	2-11	222516	2-7, 3-31, 3-35	363087	2-57
14838	2-3, 2-5	222809	3-25	363162	2-59, 3-19, 3-21
14877	3-59, 3-61	222818	2-39, 3-45	363301	3-19
14953	2-3	22297	3-77	363469	2-41, 2-43
14967	2-3	223054	2-55	364614	3-41, 3-49
150006	3-95	223065	2-11, 3-13	365096	3-57, 3-59
150208	3-65	223163	2-19	368176	2-23, 2-25
150412	3-95	223198	2-37	369359	3-75
15047	3-31, 3-35	230735	2-49	369415	3-81
150538	3-23, 3-65, 3-95	23446	3-43, 3-93	369781	3-31, 3-35
150713	2-35	24105	3-57, 3-59	370080	2-3
15331	2-15, 2-57	24196	3-61	370090	2-3
15522	3-47	24199	3-79	370092	2-5
15539	2-3, 2-5	24265	2-27, 3-11, 3-63	370094	2-3
15675	2-53, 3-19	24299	2-3, 2-5	370095	2-3, 2-5
15678	2-15, 2-27, 2-39, 2-41, 2-43, 2-61, 3-93	24584	3-71, 3-95	375321	3-57, 3-59
16411	1-1	25312	3-99	377084	3-3, 3-5, 3-7, 3-51
16412	1-1	25735	2-41, 2-43, 2-55	377349	2-45, 3-61
16735	2-11, 2-41, 2-43, 3-95	26315	2-23, 2-25	377364	2-35, 3-19
16879	2-33	26395-1	3-19	377537	1-1
16930	3-89	26428	2-11, 2-39	377538	1-1
16931	2-9, 2-11, 3-13	28010	3-45	377540	1-1
16960	2-23, 2-25	29570	2-53	378951	2-3
17260	2-3	29584	2-33, 3-17	379829	2-49, 3-31, 3-35
17261	2-3	30241	2-5	381502	2-31, 3-45
17262	2-3	32408	3-47	382224	3-45
17263	2-3	32483	2-19, 2-23, 2-25, 2-27, 2-29, 2-65, 3-5, 3-13, 3-75, 3-79, 3-95, 3-99	382320	2-49, 2-53, 3-91, 3-98
17404	2-41, 2-43	32485	2-9, 2-11	383723	3-37
17461	2-55	32486	2-31	383726	3-25
17521	3-57	32490	2-61, 3-7, 3-23, 3-63, 3-65, 3-93, 3-100	385685	2-49, 3-59, 3-61
18136	3-45	32491	2-11, 2-15, 2-31, 2-61, 3-13, 3-43, 3-45, 3-93, 3-95	386063	2-29
18595	2-47, 3-57, 3-59	32492	2-9, 2-23, 2-25, 2-53, 3-75, 3-89	386088	2-41, 2-43
19064	3-43	32509	4-3	386230	2-3
19065	2-29, 3-41	32598	3-71	386240	2-3
19066	2-12, 3-5, 3-7	32720	3-47	386250	2-3
19312	2-7, 2-53, 2-65	32746	2-3, 2-5	386257	2-39
19314	2-65	32899	2-15, 2-31	386274	2-39
19315	3-5	32969	2-31	386299	3-17, 3-31, 3-35
19324	2-29	32980	2-29	386324	2-45
19859	2-3	32984	2-27, 2-29	386364	3-63, 4-5
20170	2-29, 2-31	33295	3-57, 3-59	386391	2-41, 2-43
20802	2-53	33401	3-41	386652	3-61
20944	3-63	33584	3-71	386807	2-65
20950	3-23, 3-63	33807	2-63	386810	2-27, 2-29
20951	3-63	33925	2-23, 2-25	386847	2-57
20952	3-63			390994	2-45
21168	3-93			391345	2-59
21196	3-75			391434	2-55, 3-43
21198	3-95			392215	3-47
21606	2-59			39239	2-61

# CROSS REFERENCE

Part Number	Page Number	Part Number	Page Number	Part Number	Page Number
39281	2-31	55094	3-21	79217	2-57
39283	2-9	56166	2-15	79273-2	2-47
39285	2-23, 2-25	57248	3-65	79497	3-57, 3-59
39308	3-17	57379	3-57, 3-59	79506	3-81
39349	2-9, 2-27, 2-29, 2-31, 3-9, 3-13, 3-81	57598	3-31, 3-35	80409	3-19
397779	3-45, 3-47, 3-73, 3-93	57702	3-75	80491	2-41, 2-43
397889	3-25, 3-37	57772	3-93	81672	3-31, 3-35
397916	2-5	579211	3-41	81719	3-43
397920	2-3	58979	3-81	81884	3-47
397980	2-3	59658	2-49, 3-17	82831	2-27
398500	3-71, 3-96	59668	2-33	830207	2-15
398501	2-17	59672	3-31, 3-35	86379	2-65
398526	3-5	603268	3-41	86508	3-57, 3-59
398806	2-53, 2-61, 3-91, 3-93	605070	2-15, 2-31	86773	3-47
41140	3-93	611221	3-79	87172	2-7
41141	2-7, 2-17	630146	2-47	87173	3-67
41143	2-37	630258	2-31	87419	2-5, 3-29, 3-33, 3-49
41178	3-43	630358	2-15	87677	3-95, 3-97
41185	2-39, 3-45, 3-47	63244-2	3-57, 3-59	9006268	4-3
41186	2-35, 2-39, 3-19, 3-45	63248-1	2-5	9008155	3-73
41358	2-23, 2-25	63248-2	2-5	9008182	3-3, 3-41
41359	2-27	63248-3	2-5	9009990	3-79
41360	3-47	63248-4	2-5	9010938	3-17
41362	3-47	63810	2-35, 2-37, 3-23, 3-57, 3-59, 3-61, 3-95	9010942	2-11
41410	3-57, 3-59	63923	4-5	9010943	2-11
41430	3-9, 3-75	63987-1	3-71	9011054	3-17
41437	2-19, 2-21	64425	2-41, 2-43	9013046	2-43
41579	2-3, 2-5, 3-93, 4-3	64778	3-71, 3-95	9013047	2-43
41702	2-65	66211	2-31	9013267	2-23
43555	3-23, 3-65	66213	2-31	9013756	2-41
43844	3-23, 3-63, 3-65, 3-67, 3-95, 4-3	68567	2-37	9013757	2-43
44906	2-33, 3-17, 3-31, 3-35	69234	2-27	9013767	3-9
46390	2-39	69784	3-57, 3-59	9013795	3-9
46657	2-15	69972	3-75	9014285	2-57
47167	3-95	69998	3-17	9014338	3-61, 3-95
47388	3-71	70158	2-31	9014344	3-23
48258	3-5	70161	2-31	9014662	2-5
48749	3-47	70651	2-11	9014664	2-5
49177	2-19, 2-21	71274	2-55	9014666	2-3
49263	3-5	71579	2-7	9014994	2-90
49266	3-5	71607	2-41, 2-43	9014996	3-17
49694	3-31, 3-35	71628	3-61	9014997	2-25
49697	2-39, 3-41	72968	2-35	9014998	2-11
49800	3-41, 3-98	73342	3-61, 3-95	9014999	2-11
49826	2-61, 2-65, 3-9, 3-91, 3-100	73468	3-61	9015002	2-63
49891	2-53	74455	2-37, 3-7	9015049	3-13
49924	3-31, 3-35	76062	2-65	9015050	3-13
50335	2-39	763045	2-7	9015632	2-23, 2-25
51103	2-55	763064	3-17	9015633	2-12
51338	2-31	763114	2-12, 2-27, 2-29, 2-63, 3-25, 3-79	9015635	2-11
51339	2-31	76426	3-61	9016099	3-83, 3-85, 3-87
51538	2-41, 2-43	76570	2-61	9016496	2-35, 2-37, 3-23
51813	2-59	76653	2-31	9016734	2-15
54333	3-61, 3-71, 3-95, 4-3	769785	3-71	9018841	3-93
54390	2-31	77272	2-57	9018842	3-93
54400	3-31, 3-35	77488	2-55	9018844	3-93
54577	2-31	78398	3-59	9018847	3-93
54618	3-17	78840	3-61, 3-95	9018848	3-91
		78841	3-61, 3-95	9018849	3-91
				9018850	3-93
				9018853	2-47

Part Number	Page Number	Part Number	Page Number
9018975	2-61	9020252	3-71
9018977	2-53	9020253	2-33
9018978	2-61	9020255	3-43
9018979	3-93	9020256	3-43
9018980	3-91	9020257	3-45
9018981	3-93	9020258	3-63
9018982	3-9	9020260	3-65, 4-3
9018983	3-91	9020261	4-3
9018985	3-91	9020263	2-31
9018987	3-91	9020264	2-31
9020070	2-59	9020265	2-31
9020080	3-73	9020266	2-23, 2-25
9020103	2-21	9020267	2-23, 2-25
9020107	3-7	9020268	3-17
9020109	3-5	9020269	2-23, 2-25
9020139	3-99	9020270	1-1
9020146	3-102	9020271	1-1
9020160	3-102	9020272	1-1
9020161	3-102	9020273	2-7
9020162	3-102	9020284	2-45
9020163	3-102	9020286	2-49
9020164	3-102	9020288	3-63
9020165	3-102	9020290	2-61
9020166	3-102	9020305	3-102
9020167	3-102	9020652	3-85, 3-87
9020210	2-45		
9020211	2-49		
9020212	2-49		
9020213	2-61		
9020214	2-61		
9020215	2-37		
9020216	2-9		
9020217	3-19		
9020218	2-53		
9020219	3-43		
9020220	3-41		
9020221	3-49		
9020223	2-11		
9020225	2-17		
9020227	2-17		
9020228	2-63		
9020229	2-63, 3-37, 3-51		
9020230	3-25		
9020231	2-31		
9020232	2-57		
9020233	1-1, 2-57		
9020235	2-39		
9020237	1-1, 2-39		
9020238	2-35		
9020239	2-39		
9020240	2-39		
9020241	2-45		
9020242	2-35		
9020243	2-41		
9020244	2-41		
9020245	2-39		
9020247	3-19		
9020248	3-17		
9020249	3-17		
9020250	2-33		
9020251	2-33		

## PART DESCRIPTION TO PAGE NUMBER CROSS REFERENCE LIST

**A**

Actuator, 36v, 2.36in Stroke, 2-55  
 Actuator, 36vdc, 2.08strk, 500lbs, 3-45  
 Actuator, 36vdc, 2.75strk, 450lb, 3-17, 3-31, 3-35  
 Actuator, 36vdc, 5.00strk, 1100lb, 2-33  
 Adapter, Swivel, 1.75, Abs, 3-73  
 Adaptor, Brush, 2-3, 2-5  
 Adhesive, Thread, 50.0ml [271red], 2-3  
 Alarm, 9-48vdc, 95 Db(A) [Ec-H20], 2-17  
 Alarm, Backup, 12-48vdc, Adj, 3-5  
 Angle, Latch, 2-19  
 Angle, Mtg, Antenna, Telem, 3-79  
 Angle, Mtg, Hopper, 3-43  
 Angle, Sppt, Seat, 2-19, 3-101  
 Angle, Stl, Perforated .03, 2-37  
 Antenna, Telem, 110 In [Gprs], 3-79  
 Antenna, Telem, 187 In [Gprs], 3-79  
 Arm Kit, Sqge, Front, Lh, Afmkt, 2-43  
 Arm Kit, Sqge, Front, Rh, Afmkt, 2-41  
 Arm Kit, Sqge, Rear, Lh, Afmkt, 2-43  
 Arm Kit, Sqge, Rear, Rh, Afmkt, 2-41  
 Arm Wldt, 2-59  
 Arm Wldt, Brush, 3-45  
 Arm Wldt, Front, Lh, 2-43  
 Arm Wldt, Front, Rh, 2-41  
 Arm Wldt, Lh, 2-43  
 Arm Wldt, Lift, 2-33  
 Arm Wldt, Rear, Lh, 2-43  
 Arm Wldt, Rear, Rh, 2-41  
 Arm Wldt, Rh, 2-41  
 Arm Wldt, Spring, Tension, 3-17  
 Arm, Brush, Pre-Sweep, Idler, Lh, 3-47  
 Arm, Spring, Tensioner, 3-17  
 Assy, Seal, Mtg, Vacfan, 2-53

**B**

Bag, Vacuum, Paper [1pick=1pkg(=10pc)], 1-1, 3-43  
 Bar Wldt, Retainer, Sqge, Rear, 2-59  
 Bar, Rnd, Plastic, 0.31D 08.5L, 2-45  
 Base, Module, Light, 3-5  
 Battery, Wet, 36Vdc, 510Ah, 3-83  
 Battery, Wet, 36vdc, 510ah [W/Watering], 3-83  
 Battery, Wet, 36Vdc, 750Ah, 3-85  
 Battery, Wet, 36vdc, 750ah [W/Watering], 3-85  
 Battery, Wet, 36Vdc, 930Ah, 3-87  
 Battery, Wet, 36Vdc, 930Ah [Spw/Wi-lq], 3-88  
 Battery, Wet, 36vdc, 930ah [W/Watering], 3-87  
 Bearing Assy, W/Shaft, 3-47  
 Bearing, Ball, 0.24b 0.51d 0.20w [2seal], 3-73  
 Bearing, Ball, 0.59b 1.26d 0.35w[2seal], 3-47  
 Bearing, Ball, 0.62b 1.38d 0.43w, 3-45

Bearing, Ball, 0.67b, 1.85d, 0.55w, 2-23, 2-25  
 Bearing, Ball, 0.79b 1.85d 0.55w, 2-39  
 Bearing, Ball, 3.74b, 6.69d, 2.19w, 2-23, 2-25  
 Bearing, Cone, 1.38b 0.71w, 2-31  
 Bearing, Cup, 2.56d 0.55w, 2-31  
 Bearing, Flng, 2hole, 0.75b, 2-11  
 Bearing, Flng, 2hole, 0.75b [Nyl], 2-11, 3-13  
 Bearing, Flng, 2hole, 1.25b, 2-11  
 Bearing, Journal, 0.75b 0.88d 0.75l, 2-11  
 Bearing, Needle, 0.25b 0.88d 0.50w, 3-81  
 Bearing, Pillowblock, 1.12b, 2-11  
 Bearing, Split, 1.00b, 2-31, 3-45  
 Bellcrank, Spring, Machined, 2-33  
 Belt Kit, Drive, 2-39  
 Belt Kit, Preswp, Afmkt [T17], 3-45  
 Belt, Drive, 1-1, 2-39  
 Belt, Kit, Cyl, Afmkt [T17], 1-1, 2-39  
 Bezel, Headlight, Lh [W/Inserts], 3-3  
 Bezel, Headlight, Rh [W/Inserts], 3-3  
 Blade, Front Squeegee 56.6l (Gum), 2-59  
 Blade, Front Squeegee 56.6l (Linard), 1-1, 2-59  
 Blade, Front Squeegee 56.6l (Urethane), 1-1, 2-59  
 Blade, Rear Squeegee 60.6l (Gum), 2-59  
 Blade, Rear Squeegee 60.6l (Linatex), 1-1, 2-59  
 Blade, Rear Squeegee 60.6l (Urethane), 1-1, 2-59  
 Blade, Sqge, Sba, (Gum Rubber), 3-19  
 Blade, Sqge, Sba, (Urethane), 3-19  
 Blade, Sqge, Sba, Inner, 3-19  
 Blade, Sqge, Sba, Inner, (Gum Rubber), 3-19  
 Blade, Sqge, Sba, Inner, (Urethane), 3-19  
 Blade, Sqge, Sba, Linatex, 3-19  
 Blade, Sqge, Side, Linatex, 1-1, 2-41, 2-43  
 Blade, Sqge, Side, Rubber (Option), 2-41, 2-43  
 Blade, Sqge, Side, Ure, 1-1  
 Blade, Sqge, Side, Urethane (Option), 2-41, 2-43  
 Block, Cooling, Press Wash, 3-95  
 Bolt, Eye, M10 X 1.50 X 064mm, 07.10 Eye, 2-57  
 Bolt, Eye, M8 X 1.25 X 030mm, 08.00 Eye, 3-17  
 Bolt, Eye, M8 X 1.25 X 070mm, 05.50 Eye, 2-41, 2-43  
 Bolt, Shld, .41d X 0.35, M8 X 1.25, 3-71  
 Boot, Circuitbreaker, 3-5  
 Boot, Terminal, Battery, 25.4mm, Blk, 3-79  
 Bracket Weldmt, Mtg, Pump, 3-61  
 Bracket Wldt, 2-59  
 Bracket Wldt, Adj, Actuator, 3-45  
 Bracket Wldt, Brush, Adj, Lh, 3-49  
 Bracket Wldt, Brush, Adj, Rh, 3-49  
 Bracket Wldt, Corner, Lh, 3-41

Bracket Wldt, Corner, Rh, 3-41  
 Bracket Wldt, Deck, 3-19  
 Bracket Wldt, Lh, Mtg, Door, 2-7  
 Bracket Wldt, Mgt [T17 Ec-H20], 3-65  
 Bracket Wldt, Mount, 3-43  
 Bracket Wldt, Mtg, Headlight, 3-41  
 Bracket Wldt, Mtg, Motor, Sba, 3-29  
 Bracket Wldt, Mtg, Ohg, 3-9, 3-91  
 Bracket Wldt, Mtg, Platform, Front, 2-9  
 Bracket Wldt, Mtg, Platform, Front, Rh, 2-9  
 Bracket Wldt, Mtg, Telem, 3-79  
 Bracket Wldt, Pivot, Sba, 3-31, 3-35  
 Bracket Wldt, Pivot, Sqge, 2-41, 2-43  
 Bracket Wldt, Pump, 3-63, 3-71  
 Bracket Wldt, Pump, Spray Hose, 3-71  
 Bracket Wldt, Rh, Mtg, Door, 2-7  
 Bracket Wldt, Skid, Anti-Roll, 3-21  
 Bracket Wldt, Sppt, Seat, 3-91  
 Bracket Wldt, Sppt, Tank, 2-19  
 Bracket Wldt, Sqge Lift, Frame, 2-55  
 Bracket Wldt, Sqge, Sba, 3-19  
 Bracket Wldt, Step, Sba, 3-21  
 Bracket Wldt, Support, Brake, 2-15  
 Bracket, Angle, Keeper, Cable, 3-31, 3-35  
 Bracket, Arm, Sba, 3-31, 3-35  
 Bracket, Brake, Front, 2-15  
 Bracket, Brg, 2-11  
 Bracket, Brg, Steering, 3-13  
 Bracket, Bumper, 2-53  
 Bracket, Bumper, Lh, Squeegee [T17], 3-75  
 Bracket, Bumper, Rh, Squeegee [T17], 3-75  
 Bracket, Catch, Cover, Saftey Rod, 3-41  
 Bracket, Cell, Fuel, 3-91  
 Bracket, Controller [Pendant], 3-91  
 Bracket, Ele, Cb, 2-17  
 Bracket, Ele, Circuitbreaker, 2-17  
 Bracket, Fire Extinguisher, 3-99  
 Bracket, Front, Battery, 3-83, 3-85, 3-87, 3-88  
 Bracket, Latch, 3-101  
 Bracket, Latch [T17], 2-61  
 Bracket, Latch, Cover, 3-98  
 Bracket, Latch, Dbl Scb, Sqge, Side, 2-41, 2-43  
 Bracket, Latch, Lh, 3-41  
 Bracket, Latch, Lh Panel [T17], 2-53  
 Bracket, Latch, Rh, 3-41  
 Bracket, Mount, Camera (Pro-panel Only), 2-12  
 Bracket, Mount, Sba Valve, 3-23  
 Bracket, Mtg, Base, Battery, Disconnect, 3-100  
 Bracket, Mtg, Battery, Disconnect, 3-100  
 Bracket, Mtg, Contactor, 2-65  
 Bracket, Mtg, Cover, Recvy Tank, 2-49  
 Bracket, Mtg, Filter Hsg, 2-47  
 Bracket, Mtg, Fitting, Qdc, 3-57, 3-59  
 Bracket, Mtg, Ftg, Auto Fill, 3-57, 3-59  
 Bracket, Mtg, Hose, 2-51



Bracket, Mtg, Pedal, Painted, 2-15  
 Bracket, Mtg, Steering, 3-11  
 Bracket, Mtg, Tank, Detergent, 3-63  
 Bracket, Mtg, Tank, Recvy, Lh, 2-49  
 Bracket, Mtg, Tank, Recvy, Rh, 2-49  
 Bracket, Mtg, Tank, Soltn, Front, 2-45  
 Bracket, Mtg, Tank, Soltn, Rh, 2-45  
 Bracket, Mtg, Valve, Drain, 3-77  
 Bracket, Pawl, Handle, 2-45  
 Bracket, Protector, Float Switch, 2-49, 3-59, 3-61  
 Bracket, Pump, 3-23, 3-65  
 Bracket, Retain, Hinge, Cover, 2-49, 3-93  
 Bracket, Retainer, Spring, 2-3, 2-5  
 Bracket, Sppt, Debris Tray [T17/M17], 2-37  
 Bracket, Sppt, Hose, Drain, 2-49  
 Bracket, Sppt, Motor, 3-13  
 Bracket, Strainer, Pump, Es, 3-61  
 Bracket, Valve, Large, 4-3  
 Brake Assy, Drum, Mech, 07.9d [6600], 2-31  
 Brake Kit, Repair, 2-31  
 Brake Kit, Replmt, Afmkt [T17/M17], 2-15  
 Brake Rod Kit, Afmkt [T17], 2-31  
 Brkt Kit, Press Wash, Afmkt [T/M17], 3-93  
 Brush Assy, Disk, Scb, 16.0d, Heavy Duty Polypropylene, 2-5  
 Brush Assy, Disk, Scb, 16.0d, Nylon, 2-5  
 Brush Assy, Disk, Scb, 16.0d, Polypropylene, 2-5  
 Brush Assy, Disk, Scb, 16.0d, Super Abrasive, 2-5  
 Brush Assy, Disk, Scb, 20.0d, Nylon, 2-3  
 Brush Assy, Disk, Scb, 20.0d, Polypropylene, 2-3  
 Brush Assy, Disk, Scb, 20.0d, Super Abrasive, 2-3  
 Brush Assy, Disk, Scrub, 16.0 D, Polypropylene (Replaced by 1220241), 2-5  
 Brush Assy, Disk, Scrub, 16.0D, Heavy Duty Polypropylene (Replaced by 1220236), 2-5  
 Brush Assy, Disk, Scrub, 16.0D, Nylon (Replaced by 1220235), 2-5  
 Brush Assy, Disk, Scrub, 16.0D, Super Abrasive (Replaced by 1221543), 2-5  
 Brush Assy, Disk, Scrub, 20.0 D, Nylon, 2-3  
 Brush Assy, Disk, Scrub, 20.0 D, Polypropylene, 2-3  
 Brush Assy, Disk, Scrub, 20.0 D, Super Abrasive, 2-3  
 Brush Kit, Hub Assy, Drive, Ci [Hdpe In], 2-5  
 Brush Kit, Hub Assy, Drive, Ci [Hdpe], 2-5  
 Brush Kit, Hub Assy, Drive, Ci [Uhmw], 2-3  
 Brush Kit, Motor, Fan, 2-53, 3-43  
 Brush, Disk, Sweep, 19.0D, Polypropylene, 2-5  
 Brush, Disk, Swp, 19.0d, Pyp, 3-29, 3-33, 3-49

Brush, Scrub, 39l, 20sr, Nylon, Spl, 2-3  
 Brush, Scrub, 39l, 20sr, Polypropylene, Spline, 2-3  
 Brush, Scrub, 39l, 20sr, Super Abrasive, Spline, 2-3  
 Brush, Sweep, 28L, Wedge, Polypropylene, 2-5  
 Brush, Swp, 28l, Wedge, Pyp, Spl, 3-45  
 Bumper Kit, Rear, Afmkt [T17], 2-7  
 Bumper, Rbr, 1.0d 0.38th .25-20, 2-53  
 Bumper, Rbr, 1.5d 0.63 0.31h, 3-41, 3-49  
 Bumper, Strip, 1.0, 2-7  
 Bumper, Ure, 1.50d 1.25l, 3-75  
 Busbar, 200a, 2-65  
 Bushing, Flex, Ure, 3-49  
 Bushing, Flng, 0.44b 1.25d 0.25l, 2-57  
 Bushing, Flng, 0.50b 0.59d 0.25l, 3-17  
 Bushing, Flng, 0.50b 0.59d 0.38l, 2-33  
 Bushing, Flng, 0.63b 0.72d 0.25l, 2-15, 2-55  
 Bushing, Flng, 0.63b 0.75d 0.38l, 2-41, 2-43, 2-55  
 Bushing, Flng, 0.88b 1.0d 0.37l, 2-33  
 Bushing, Flng, 0.88b 1.0d 0.50l, 2-33  
 Bushing, Flng, 1.00b 1.13d 0.75l, 2-15  
 Bushing, Flng, 1.00b 1.13d 1.00l, 3-17  
 Bushing, Flng, 1.25b 1.41d 0.50l, 2-33  
 Bushing, Flng, 1.75b 1.94d 1.50l, 3-17  
 Bushing, Sleeve, 0.63b 0.72d 0.38l, 2-41, 2-43  
 Bushing, Sleeve, 1.00b 1.13d 1.750l, Fgl, 3-71  
 Bushing, Sleeve, Flng 0.40b 0.625d 1.62l, Ss, 2-55

## C

Cable Assy, 02ga [T18/T17, Propel], 2-29  
 Cable Assy, 02ga, Power [T18, 2 Cond.], 2-65  
 Cable Assy, 04ga, Fuse [Press Wash, M17], 3-96  
 Cable, 04ga 6.9l Blk [M6 Ring/M6 Ring], 2-65  
 Cable, 04ga 9.8l Blu [M5 Ring/M6 Ring], 2-65  
 Cable, 1/0ga 48.2l Blk [M9 Ring/.25 Ring], 3-79  
 Cable, 2/0ga 61.0l Blk [M6 Ring/M9 Ring], 3-79  
 Cable, Battery, 1/0ga [M8 Ring/M6 Ring], 2-65  
 Cable, Battery, 1/0ga [Telem, T17], 3-79  
 Cable, Battery, 2/0ga [M17, Telem], 3-79  
 Cable, Camera, 197.0L [Hvs] (Pro-panel Only), 2-12  
 Cable, Glv .06d 012.0l .26eye /.26eye, 3-75  
 Cable, Glv .13d 010.0l .52eye /.52eye, 2-7  
 Cable, Push / Pull, 052.6L .25-28/.25-28, 2-31  
 Cable, Ss .12d 22.6l .2clevs / .2clevs, 2-55

Cable, Ss, .09d 10.35l .38eye/M6-1.0, 3-31, 3-35  
 Cable, Ss, .09d 7.87l .50eye/.50eye, 3-31, 3-35  
 Cam, Adj, Brush, 2-39  
 Cam, Rear, 2-59  
 Camera, Color, Fixed (Pro-panel Only), 2-12  
 Cap, Hub, Dust, 2.57d 0.77l, 2-31  
 Cap, Tank, 3-63  
 Cap, Usb, Universal (Pro-panel Only), 2-12  
 Capacitor, Plug [.01 Uf, 200v], 3-65  
 Caster Assy, Sq, Rear, Afmkt [T17], 1-1  
 Caster Kit, Rear Squeegie, Am, 2-57  
 Caster, Assy, Sq, Rear, Afmkt [T17], 2-57  
 Chain, Double, 3/8 Pitch, Transmission, 2-23, 2-25  
 Chain, Rlr, 35 X 41 Pitches, 2-11  
 Channel Assy, Lift, Sba, Afmkt [T17], 3-17  
 Channel Wldt, Bumper, 2-7  
 Channel Wldt, Bumper, Ballast, 3-89  
 Channel Wldt, Sppt, Steering, 2-9  
 Channel Wldt, Steering, 2-9  
 Charger Kit, 36vdc/80a, 200-240vac 1ph (International Only), 3-85, 3-87  
 Charger Kit, 480Vac/400Vac [Convert], 3-83, 3-85, 3-87  
 Charger, 36 Vdc 195A 400Vac [Opportunity] - (China Only), 3-88  
 Charger, 36 Vdc/240A, 480Vac [Opportunity], 3-88  
 Charger, 36vdc/100a, 200-240vac 3ph, 3-85, 3-87  
 Charger, 36vdc/120a, 380-415vac 3ph (International Only), 3-85, 3-87  
 Charger, 36vdc/120a, 480vac 3ph, 3-85, 3-87  
 Charger, 36Vdc/144A, 208/240Vac, 1Ph, 3-83, 3-85, 3-87  
 Charger, 36Vdc/160A, 208/240Vac, 3Ph, 3-83, 3-85, 3-87  
 Charger, 36vdc/80a, 200-240vac 1ph, 3-83  
 Charger, 36vdc/80a, 200-240vac 3ph, 3-83  
 Charger, 36Vdc/a60A, 600Vac, 3Ph, 3-83, 3-85, 3-87  
 Circuit Board Kit, Ec-H2o, Afmkt [T17], 4-3  
 Circuit Board Kit, H2O, Afmkt [T17], 3-37  
 Circuit Board Kit, H2o, Afmkt [T17], 3-51  
 Circuit Board Kit, Sba, Afmkt [T17], 3-25  
 Circuit Board Kit, Scrub, Afmkt [T17], 2-63  
 Circuit Board Kit, Water, Afmkt [T17], 2-63  
 Circuitboard Kit, Scrub, Afmkt [T17/M17], 2-63  
 Circuitbreaker, 02.5a, Resetable, 2-63, 3-3, 3-5, 3-7, 3-25, 3-51, 3-65  
 Circuitbreaker, 15.0a, Resetable, 3-3, 3-5, 3-11, 3-51, 3-71, 3-96  
 Circuitbreaker, 15a, Resetable, 3-7  
 Circuitbreaker, 20.0a, Resetable, 3-37  
 Circuitbreaker, 35.0a, Resetable, 3-25  
 Circuitbreaker, 50.0a, Resetable, 3-51  
 Circuitbreaker, 60.0a, Resetable, 2-63

## CROSS REFERENCE

Clamp Bracket, Distribution, 2-37  
 Clamp Wldt, Rear, 2-59  
 Clamp, Cable, 2-29  
 Clamp, Cable, Nyl, 0.31d, Blk, 2-61  
 Clamp, Cable, Nyl, 0.62d, Nat, 3-79  
 Clamp, Cable, Ss, 0.50d X 0.50w [Insul], 2-35  
 Clamp, Cable, Stl, 0.56D X 0.38W, 1 Hole, 3-19  
 Clamp, Cable, Stl, 0.63d X 0.50w, 1hole, 3-71  
 Clamp, Cable, Stl, 0.75d X 0.75w, 1hole, 2-35  
 Clamp, Cable, Stl, 0.90D X 0.62W, 1 Hole, 2-65, 3-100  
 Clamp, Cable, Stl, 0.90d X 0.62w, 1hole, 2-61, 3-79  
 Clamp, Cable, Stl, 1.00d X 0.75w, 1hole, 2-27  
 Clamp, Cable, Stl, 3.25d X 1.00w, 1hole, 2-51  
 Clamp, Hose, Wormdrive, , 0.25-0.62D, .31W, 3-65  
 Clamp, Hose, Wormdrive, 0.25-0.62d, .31w, 3-23, 3-63, 3-65, 3-67, 3-95, 4-3  
 Clamp, Hose, Wormdrive, 0.31-0.88d, .31w, 3-61, 3-71, 3-95, 4-3  
 Clamp, Hose, Wormdrive, 0.56-1.06d, .56w, 2-35, 2-37, 3-23, 3-57, 3-59, 3-61, 3-95  
 Clamp, Hose, Wormdrive, 0.81-1.50d, .50w, 2-47, 3-57, 3-59  
 Clamp, Hose, Wormdrive, 1.06-2.00d, .56w, 2-47  
 Clamp, Hose, Wormdrive, 1.56-2.50d, .50w, 3-77  
 Clamp, Hose, Wormdrive, 2.62-3.50d, 3-23  
 Clamp, Hose, Wormdrive, 4.63-5.50, 0.5w, 2-51, 3-77  
 Clamp, Hose, Wormdrive, 5.56-6.50d, .56w, 2-53  
 Clamp, Sppt, Wire, 2-29  
 Clamp, Valve, U-Bolt, 3-77  
 Clevis, 0.31d X 0.75l, 2-41, 2-43  
 Clevis, Adj, 0.25pin, 0.25-28 Rh, Pl, 2-15, 2-31  
 Clevis, Adj, 0.38pin, 0.31-24, Lh, Pl, 2-31  
 Clevis, Adj, 0.38pin, 0.31-24, Pl, 2-31  
 Clip, Grip, Finger, 0.31-0.75d, Nk Pl, 3-43, 3-93  
 Clip, Grip, Hose, 0.75 - 1.12, Stl, Blk, Vyl, 3-73  
 Clip, Tie, 0.25d, Plstc, 2-9, 2-27, 2-29, 2-63, 3-7, 3-21, 3-23, 3-29, 3-31, 3-33, 3-35, 3-63, 3-79  
 Connector Kit, Tubing, 4-5  
 Connector, 350a, Gray, 2-65, 3-83, 3-85, 3-87, 3-88  
 Contactor, 36vdc, 100a, Sp, No, 2-27, 2-29  
 Contactor, 36vdc, 200a, Spst, 2-65  
 Controlbox Assy, Telem [Canada], 3-79  
 Controlbox Assy, Telem [Int], 3-79

Controller Kit, Steer, Afmkt, 3-13  
 Controller, Propel [36vdc,200a, I-Drive], 3-95  
 Controller, Propel [Ac, 36v, 275a], 2-27, 2-29  
 Controller, Steering, 36v, 3-11, 3-13  
 Cord, Battery Cover [T17], 2-61  
 Coupling Wldt, Sqge, Front, 2-57  
 Coupling Wldt, Sqge, Rear, 2-57  
 Cover Assy, Battery, Tj [T17] (Japan Only), 2-61  
 Cover Assy, I-Drive, 3-95  
 Cover Assy, Rec Tank, Afmkt [T17], 2-49  
 Cover Assy, Rec Tank, Tj Afmkt [T17] (Japan Only), 2-49  
 Cover Assy, Tank, Sol, Afmkt [T17], 2-45  
 Cover Assy, Tank, Sol, Tj Afmkt [T17] (Japan Only), 2-45  
 Cover Kit, Belt, Cyl, Afmkt [T7] (2 Kits Required), 2-39  
 Cover Kit, Press Wash, Afmkt [T/M17], 3-93  
 Cover Wldt, Enclosure, Electrical, 2-63  
 Cover Wldt, Sba, 3-21  
 Cover, Assy, Battery [T17/M17], 2-61  
 Cover, Battery, Fuel Cell, Afmkt [T/M17], 3-91  
 Cover, Battery, Fuel Cell, Ohg [T/M17], 3-91  
 Cover, Battery, Ohg [T/M17], 3-9  
 Cover, Battery, Pw, Dv, Na [T/M17], 3-93  
 Cover, Battery, Pw, Dv, Ohg [T/M17], 3-93  
 Cover, Battery, Top, Afmkt [T17], 2-61  
 Cover, Belt, 2-39  
 Cover, Belt, Pre-Sweep, 3-45  
 Cover, Enclosure, Electrical, 2-63  
 Cover, Handle, 2-59, 3-31, 3-35  
 Cover, Module, Light, 3-5  
 Cover, Motor, Preswp, Afmkt [T17], 3-49  
 Cover, Motor, Sba, Afmkt [T17], 3-19  
 Cover, Ohg, Trim, Lh, 3-9  
 Cover, Ohg, Trim, Rh, 3-9  
 Cover, Plug, Idler, 2-39  
 Cover, Presweep (As Trimmed) [T17], 3-41  
 Cover, Preswp, Afmkt [T17], 3-41  
 Cover, Side Rh, Afmkt [T17], 2-61  
 Cover, Side, Lh, Afmkt [T17], 2-53  
 Cover, Side, Lh, Fuel Cell, Afmkt [T17], 3-91  
 Cover, Side, Rh, Fuel Cell, Afmkt [T/M17], 3-91  
 Cover, Sidebrush, Sweeping, 3-29, 3-33  
 Cover, Transmission, 2-23, 2-25  
 Cover, Wash, Press [I-Drive], 3-95  
 Crank Replacement Kit, 4-5  
 Cuff Assy, Outer, Drain Hose, 2-51  
 Cuff, Adapter, 1.75 X 2.50, Pvc, 3-73  
 Cuff, Adapter, 2.75 X 3.00, Pvc, 2-59  
 Cuff, Hose, 5.0 / 2.0 Id, 3-77

## D

Device, Centering, 2-3

Device, Centering, Clip On, Tl [Gf Pp], 2-3, 2-5  
 Diode, Ele, Plug, 2-17, 3-71, 3-96  
 Disk, Driver, Pad, W/ Face, 20.0d, 2-3  
 Disk, Pad Drive, W/ Face, 20d, 2-3  
 Door Assy, Idler, Cyl, Afmkt [T17] (2 Kits Required), 2-39  
 Door Wldt, Brush, Lh, 2-7  
 Door Wldt, Brush, Rh, 2-7  
 Door Wldt, Mtg, Sba, 3-21  
 Door, Frame, 3-91  
 Driver Assy, Pad, 16.0d, 2-5  
 Driver Assy, Pad, 16D  
 (Replaced by 1220199), 2-5  
 Driver Assy, Pad, 20.0D, 2-3  
 Drum, Cable, Lift, 2-55  
 Dvd, Operator [T17], 3-102

## E

Ec-H20 Module Kit, Afmkt [T17] (See Breakdowns), 3-65  
 Ec-H20 Module Kit, Afmkt [T17], 4-3  
 Electrode, 5 Plate, High Flow, 4-3  
 Electrode, Cylindrical, 4-3  
 Extinguisher, Fire, 2.5 Lb Dry, 3-99

## F

Fan, Vacuum, 6.6d, 036vdc, 1 Stage [Bpt], 2-53, 3-43  
 Fastener, 11.00l [Hook & Loop], 2-29, 2-59  
 Fastener, 8.0l [Hook And Loop], 3-65  
 Filter Element, Water [M/T17], 2-47  
 Filter, Panl, Dust, 2.0 X 06.1 X 07.6, 1-1, 2-49  
 Filter, Screen, 080 Mesh, In-Line, 2-47  
 Filter, Soltn, 080mesh, Pm12 3.2s 17.5l, 3-59  
 Filterbox Wldt, Presweep, 3-43  
 Fitting, Brs, E90, Bm06/Pm06, 3-95  
 Fitting, Brs, E90, Bm06/Pm06, Short, 3-71  
 Fitting, Brs, E90, Bm10/Pm04, 3-95  
 Fitting, Brs, E90, Em08/Pm06, 3-71  
 Fitting, Brs, E90, Pf06/Pm06, Spcl, 3-71, 3-95  
 Fitting, Brs, Qdc, Bm12/Qf08, 3-57, 3-59  
 Fitting, Brs, Qdc, Pf08, 3-57, 3-59  
 Fitting, Brs, Snubber, Pm02/Pf02, 3-65  
 Fitting, Brs, Str, Bm06/Pf08, 3-95  
 Fitting, Brs, Str, Bm06/Pm02, 4-3  
 Fitting, Brs, Str, Pf04/Pm06, Bshg, 3-95  
 Fitting, Brs, Str, Pf06/Pm04, 3-93  
 Fitting, Brs, Str, Pf06/Pm08, 3-95  
 Fitting, Brs, Str, Pf06/Pm12, 3-71  
 Fitting, Brs, Str, Pm02, Plug [Skhd], 3-65  
 Fitting, Brs, Str, Pm04/Pm06 [Hp], 3-93, 3-95  
 Fitting, Brs, Str, Pm06/Pm06, 3-95  
 Fitting, Brs, Str, Pm08/Garden Hose, 3-57, 3-59  
 Fitting, Coupler, Hose, Shank, Fem, 3-77

Fitting, Grease, Str Pm04 .47l, 2-23, 2-25  
 Fitting, Pipe, Plug, Pm08, Sq Head, 3-57  
 Fitting, Plstc, E45, Pf12/Pf12, 3-57, 3-59  
 Fitting, Plstc, E90, Bm04 Cplg Male, 3-65  
 Fitting, Plstc, E90, Bm04/Pm04, Nyl, 3-67  
 Fitting, Plstc, E90, Bm05/Pm02, Nyl, 4-3  
 Fitting, Plstc, E90, Bm06/Pm06, 3-63  
 Fitting, Plstc, E90, Bm06/Pm04, Nyl, 3-65  
 Fitting, Plstc, E90, Bm06/Pm06, 3-95  
 Fitting, Plstc, E90, Bm06/Pm06, Nyl, 3-23, 3-63, 3-65, 3-67  
 Fitting, Plstc, E90, Bm08/Bm08, 3-71  
 Fitting, Plstc, E90, Bm08/Pm06, 3-71, 3-95  
 Fitting, Plstc, E90, Bm10/Pm06, 3-23  
 Fitting, Plstc, E90, Bm10/Pm12, 3-61  
 Fitting, Plstc, E90, Bm12/Pm08, 3-57, 3-59  
 Fitting, Plstc, E90, Bm12/Pm12, 3-59, 3-61  
 Fitting, Plstc, E90, Bm16/Pf8, 3-57, 3-59  
 Fitting, Plstc, E90, Bm16/Pm12, 2-47, 3-57, 3-59  
 Fitting, Plstc, E90, Bm16/Pm16, 2-47  
 Fitting, Plstc, Pf04/Pf04/Pf04, 3-67  
 Fitting, Plstc, Pf12/Pf12, Bh, 2-45, 3-61  
 Fitting, Plstc, Rst, 3-67  
 Fitting, Plstc, Rst, Main Head, 3-67  
 Fitting, Plstc, Str, Bm04, Cplg, Male, 3-65, 3-67  
 Fitting, Plstc, Str, Bm04, Cplg, Fem[Tco], 3-67  
 Fitting, Plstc, Str, Bm04/Bm06, 3-65, 3-67  
 Fitting, Plstc, Str, Bm05, Cplg, Fem, 3-65, 3-67  
 Fitting, Plstc, Str, Bm06, Cplg, Fem, 3-65, 3-67  
 Fitting, Plstc, Str, Bm06, Cplg, Male, 3-65  
 Fitting, Plstc, Str, Bm06/Bm06, 3-23, 3-63  
 Fitting, Plstc, Str, Bm06/Bm08, 3-95  
 Fitting, Plstc, Str, Bm06/Pm06, 3-23, 3-65, 3-95  
 Fitting, Plstc, Str, Bm10/Pm12 [Nylon], 3-61  
 Fitting, Plstc, Str, Bm12/Pm08, Nyl, 3-59  
 Fitting, Plstc, Str, Bm12/Pm12, 2-47  
 Fitting, Plstc, Str, Bm16/Pm12, 3-57, 3-59  
 Fitting, Plstc, Str, Pf12/Pf12, 3-61  
 Fitting, Plstc, Str, Pm04, Cplg, Mal[Tco], 3-67  
 Fitting, Plstc, Str, Pm04/Pm04, 3-67  
 Fitting, Plstc, Str, Pm08/Pm08, 3-57, 3-59  
 Fitting, Plstc, Str, Pm08/Pm12, Nyl, 3-57, 3-59  
 Fitting, Plstc, Str, Pm12/Pm12 Close, 3-57, 3-59  
 Fitting, Plstc, Tee, Bm04/Bm04/Bm04, 2-35  
 Fitting, Plstc, Tee, Bm06/Bm06/Bm06, 3-67  
 Fitting, Plstc, Tee, Bm16/Pf12/Bm16, Br, 3-57, 3-59  
 Fitting, Plstc, Tee, Pf08/Pf08/Pf08, 3-57, 3-59  
 Fitting, Plug, Pm06, Hdpe, 2-47  
 Fitting, Ss, Qdc, Fem, 3-93

Fitting, Ss, Qdc, Mal, 3-93, 3-95  
 Fitting, Stl, Pm04/Pm02/Pm04/Pm02, Spcl, 3-65  
 Fitting, Stl, Str, Bm06/Pm06, Swivel, 3-71  
 Fitting, Swivel, Str, Pf06/Pm06, Brs, 3-71  
 Flap, Resistor, Check Valve, 3-61  
 Flap, Restrictor, Check Valve, 3-95  
 Flapper, Valve, Pump, Water, 3-61, 3-95  
 Frame Wldt, Brush, Pre-Sweep, 3-43  
 Frame Wldt, Main [T17], 2-7  
 Fuse, 002a, 250vdc, Cartridge, 3-79  
 Fuse, 100a, 0.88 2.4l, 125volt, 2-65  
 Fuse, 150a, 0.88 2.4l [Slo-Blo], 2-65

## G

Gasket, .25 1.88d 1.0id [Poron], 3-61, 3-95  
 Gasket, .75, 03.94w 04.92l, Adh[Nitrile], 3-43  
 Gasket, .75, 03.94w 08.58l, Adh[Nitrile], 3-41  
 Gasket, Base, Module, 3-5  
 Gasket, Belt, Cover, 2-39  
 Gasket, Box, Filter, 3-41  
 Gasket, Steering, Transmission, 2-23, 2-25  
 Gasket, Ure, .16, 3.23id 3.63od, 2-59  
 Gasspring, 90lb, 3.15strk, 3-93  
 Grip, Handle, Valve, 3-77  
 Grip, Lock, 2-59  
 Grommet, Blind, 4-3  
 Grommet, Pye, 0.37id, F/1.5h, .13 Matl, 3-63  
 Grommet, Rbr, 0.62id, F/0.9h, .12 Matl, 3-7  
 Grommet, Rbr, 1.31id, F/1.6h, .12 Matl, 2-9  
 Guard Wldt, Top, Ohg, 3-9  
 Guard, Light, Revl / Strobe, 3-7  
 Guide, Cable, Sqge Lift, 2-55  
 Guide, Sqge, Side, 2-41, 2-43

## H

Handle, 2-45  
 Handle Kit, Wand, Afmkt, 3-73  
 Handle, Door, 3-43  
 Handle, Gun, Trigger, 3-93  
 Handle, Panel, 2-17  
 Handle, Valve, 3-77  
 Harness Kit, Main, Afmkt [T17], 2-90  
 Harness, Cable, Propel Motor [T17] (Replaced by 9015274), 2-27  
 Harness, Ele, [Side Sweep, T17], 3-39  
 Harness, Ele [Can Adaptor, T17], 2-90  
 Harness, Ele [Ec-H20, T12], 3-68  
 Harness, Ele [Power Steering, T17], 3-15  
 Harness, Ele [Pressure Washer, M17/T17], 3-97  
 Harness, Ele [Presweep, Base, T17], 3-54  
 Harness, Ele [Presweep, Head, T17], 3-54  
 Harness, Ele [Side Scrub, T17], 3-27  
 Harness, Ele [Telemetry, T17], 3-79

Harness, Ele, Ech2o [T12 Module], 4-3  
 Harness, Ele, Main, 2-90  
 Harness, Ele, Ohg [T12], 3-7  
 Harness, Ele, Propel Motor [M17, T17], 2-29  
 Harness, Ele, Propel Motor [T17] (Replaced by 9015274), 2-27  
 Harness, Ele, Scrub motors [T17, Ferrite], 2-90  
 Harness, Wire, Alarm / Light [T16], 3-5  
 Head Wldt, Disk, 2-35  
 Hinge Wldt, [T12], 2-53, 2-61  
 Hinge Wldt, Cover, Battery, 3-93  
 Hinge Wldt, Cover, Battery [T17], 2-61  
 Hinge Wldt, Rh [T17], 2-61  
 Hinge, .25pin .07 2.5w 16.0l, Pl, 3-41  
 Hinge, Wldt, Lh, 2-53  
 Holder Wldt, Blade, Lh, 2-43  
 Holder Wldt, Blade, Lh (Repl by 9013757), 2-43  
 Holder Wldt, blade, Rh, 2-41  
 Holder Wldt, Blade, Rh (Repl by 9013756), 2-41  
 Hook Wldt, Latch, 2-39  
 Hopper, Debris, Trimmed, 2-37  
 Hopper, Pre-Sweep, Rm-Cptl, Trimmed, 3-43  
 Hopper, Preswp, Afmkt [T17], 3-43  
 Horn, 36vdc, 110dba, 2-7  
 Hose Assy, Drain, 3.0 Id 35 L, 1-1, 2-51  
 Hose Assy, Drain, 3.0 Id 64 L, 2-51  
 Hose Assy, Drain, 3.0 Id 65 L, 2-51  
 Hose Assy, Rear Squeegee, 1-1, 2-59  
 Hose Assy, Sqge, W/2cuff, 3-73  
 Hose Assy, W/1 Cuff, 2.0 Id 120.0 L, 3-77  
 Hose Kit, Brush, Side [T17], 3-23  
 Hose Kit, Press Wash, Afmkt [T/M17], 3-93  
 Hose Kit, Spray, Afmkt [T17], 3-71  
 Hose Trap Assy, 2-59  
 Hose, Afmkt, Pvc, Brd, 0.25ld, 01Ft, 2-35, 3-67  
 Hose, Afmkt, Pvc, Brd, 0.25ld, 03Ft, 3-65, 3-67  
 Hose, Afmkt, Pvc, Brd, 0.25ld, 08Ft, 3-67  
 Hose, Afmkt, Pvc, Brd, 0.25ld, 08ft, Clr, 3-65  
 Hose, Afmkt, Pvc, Brd, 0.38id, 02ft, Clr, 3-65  
 Hose, Afmkt, Pvc, Brd, 0.38id, 03ft, Clr, 3-23, 3-67  
 Hose, Afmkt, Pvc, Brd, 0.38id, 08ft, Clr, 3-23, 3-65  
 Hose, Afmkt, Pvc, Brd, 0.38id, 12ft, Clr, 3-95  
 Hose, Afmkt, Pvc, Brd, 0.38id, 20ft, Clr, 3-63  
 Hose, Afmkt, Pvc, Brd, 0.50id, 08ft, Clr, 3-95  
 Hose, Afmkt, Pvc, Brd, 0.50id, 12ft, Clr, 3-71  
 Hose, Afmkt, Pvc, Brd, 0.62id, 02ft, Clr, 3-23

## CROSS REFERENCE

Hose, Afmkt, Pvc, Brd, 0.62id, 03ft, Clr, 3-95  
Hose, Afmkt, Pvc, Brd, 0.62id, 08ft, Clr, 3-61  
Hose, Afmkt, Pvc, Brd, 0.75id, 03ft, Clr, 3-61  
Hose, Afmkt, Pvc, Brd, 01Ft, Clr, 4-3  
Hose, Afmkt, Pvc, Wir, 0.75 Id, 03Ft, Clr, 2-35  
Hose, Afmkt, Pvc, Wir, 0.75id, 03ft, Clr, 2-37  
Hose, Afmkt, Pvc, Wir, 0.75id, 08ft, Clr, 3-57, 3-59  
Hose, Afmkt, Pvc, Wir, 1.00Id, 01Ft, Clr, 2-47  
Hose, Afmkt, Pvc, Wir, 1.00 Id, 03ft, Clr, 3-57, 3-59  
Hose, Pvc, Brd, 0.38id, 01Ft, Clr, 4-3  
Hose, Rbr, 25ft, 3-93  
Housing Wldt, Brg, Pre-Sweep, 3-45  
Housing Wldt, Pivot, 3-49  
Housing Wldt, Sba, Lh, 3-35  
Housing Wldt, Sba, Rh, 3-31  
Housing Wldt, Scb, Cyl, 2-37  
Housing, Bottom, 4-3  
Housing, Flng, Brg, 3-47  
Housing, Input [As Machined], 2-23, 2-25  
Housing, Output, Machined, 2-23, 2-25  
Housing, Sqge, Holder, Wheel, F/609648, 3-73  
Housing, Upper, Module, High Flow, 4-3  
Hub, Drive, Brush, Disk, 0.75b [6t], 2-35, 3-19  
Hub, Drive, Brush, Disk, 3 Hole 5.8Bc, 2-5

### I

Inductor, 12.7mmid [156 Imp At 25mhz], 3-95  
Inductor, 12.7Mm [156 Imp At 25Mhz], 3-11, 3-45  
Inductor, 32.0mml [Ferrite 0-300mhz] (Australia Only) (Pro-panel Only), 2-12  
Inductor, 32.5mml [Ferrite 25-300mhz], 2-29  
Inductor, 36.2 Mml, Rnd [Ferrite 1-300Hz], 3-15  
Inductor, 36.2mml, Rnd [Ferrite 1-300hz] (Australia Only), 2-63  
Inductor, Ferrite [spit Case, 220@100Hz], 3-49  
Instr, Use&Care, Wallchart [T17], 3-102  
Iron Gray S/G  
Enamel 12.8oz [cm101-00517], 1-1

### K

Keeper, Latch, Draw, 3-93  
Key, Ignition, Sgl, 1-1, 2-17  
Key, Sq, 0.19 X 0.19, 0.75l, 2-39, 3-45, 3-47

Key, Sq, 0.19 X 0.19, 1.00l, 2-11, 3-95  
Key, Sq, 0.25 X 0.25, 1.00l, 2-35, 3-19  
Key, Sq, 05mm X 05mm, 25mml, 2-39, 3-45  
Keychain, Rectangle, Parts & Service, 2-17  
Kit, Hose, Watering, Battery, 20ft, 3-83, 3-85, 3-87, 3-88  
Kit, Replmt, Cover, Battery, OHG, 3-9  
Kit, Replmt, Cover, Battery, OHG, JP (Japan), 3-9  
Knob Assy, Star, 3.21d 5ear M8, 3-47  
Knob, Adj, Caster, 2-57  
Knob, Caster, 2-57  
Knob, Star,, 3-73  
Knob, Star, 1.50d 0.88l 3ear M8x1.25 Fem, 3-47, 3-49  
Knob, Star, 3.21d 5ear 4.45l M10x1.5, 2-57  
Knob, Star, 3.21d 5ear M10, 2-57

### L

Label Kit, Info/Hzrd Polycarbonate TJ [T17] (Japan Only), 2-91  
Label Kit, Info/Hzrd Pyc [T17/M17], 2-91  
Label Set, Info/Hzrd Vinyl [T17], 2-91  
Label Set, Info/Hzrd Vinyl TJ [T17] (Japan Only), 2-91  
Label, Circuit Breaker, 2-17, 2-63  
Label, Circuitbreaker, Steering, 2-17  
Label, Date Code [Ec-H2o], 4-3  
Label, Direction [Ec-H2o], 4-3  
Label, Hole, Cover, Recvy Tank, 2-49  
Label, Logo, 05.75l 2color [Es], 2-91  
Label, Logo, 12.3l 4color [Ec-H2o], 2-91  
Label, Module [Nsf, Ec-H2o], 4-3  
Label, Opertnl, Console, Lh, 2-17  
Label, Opertnl, Console, Rh, 2-17  
Label, Opertnl, Console, Rh, W/Pre-Sweep, 3-51  
Label, Opertnl, Telem [Fcc/lc], 3-79  
Label, Opertnl, Vacuum Wand Handle, 3-73  
Latch, 2-39, 2-53, 2-61, 3-91, 3-93, 3-98  
Latch W/ Keeper, 3-41  
Latch, Cmpr, Yel Grip, 2-41, 2-43  
Latch, Compression, Sqge, Sba, 3-19  
Latch, Draw, 3-93  
Lever Wldt, Adj, Sba, 3-31, 3-35  
Lever Wldt, Sqge Lift, Pulley, 2-55  
Lift Wldt, Sqge, Pulley, 2-55  
Light Assy, Led, 3-5  
Light Assy, Pre-Sweep, Afmkt, 3-3, 3-41  
Light Kit, Strobe, Module CI [T17], 3-5  
Light Kit, Strobe, Ohg, Ci [T17], 3-7  
Light, Flsh, 12Vdc, Amb, Rwk, 3-5, 3-7  
Link Assy, Lift, Head, Afmkt [T17], 2-33  
Link Kit, Sq, Rear, 1 Link, Afmkt [T17], 2-57  
Link Kit, Upper, Sba, Afmkt [T17], 3-17  
Link Wldt, Brake, 2-15  
Link, Chain, Rlr, 35, 2-11  
Lip, Tray, Debris, 2-37

### M

Magnet, Latch, Brush Door, 2-7  
Manifold, Bar, Spray, 2-37  
Manifold, Sba, 3-23  
Manifold, Soltn, 2-35  
Manifold, Solution Delivery, Main, 2-47  
Manual, Oprtr [T17 Ele, Cn], 3-102  
Manual, Oprtr [T17 Ele, En, Na], 3-102  
Manual, Oprtr [T17 Ele, Es, Na], 3-102  
Manual, Oprtr [T17 Ele, Fr, Na], 3-102  
Manual, Oprtr [T17 Ele, Jp], 3-102  
Manual, Oprtr [T17 Ele, Ptb], 3-102  
Manual, Parts [T17 Ele, En, Na/Int], 3-102  
Manual, Service Info [T17 Ele, En], 3-102  
Marker, Corner, 3-49  
Mesh Assy, Cloth [T17], 2-45  
Mess Assy, Cloth, 3-73  
Molding, Afmkt, Trim, Pvc, .18 .31, 02Ft, 2-63  
Motor Assy Kit, Steering, Afmkt [M17], 3-13  
Motor Assy, Cyl, Afmkt [T17], 2-39  
Motor Assy, Disk, Afmkt [T17], 2-35  
Motor Assy, Steering, Power, 12v, 3-11  
Motor Assy, Steering, Power, 36v, 3-13  
Motor Replmt kit, Drive [T17], 2-23, 2-25  
Motor, Ele, 24-72vdc 3400rpm 6.71hp, 3-95  
Motor, Ele, 36 Vdc, 350 Rpm 1.25 Hp Gear, 3-19  
Motor, Ele, 36vdc 0.08hp 0068rpm Gear Lh, 3-33, 3-49  
Motor, Ele, 36vdc 0.08hp 0068rpm Gear Rh, 3-29, 3-49  
Motor, Ele, 36vdc 1750rpm 1.00hp 22.0a, 3-45  
Motor, Ele, 36vdc, 1750 Rpm 1.5hp, 2-39  
Motor, Ele, 36vdc, 350 Rpm 1.5hp Gear, 2-35  
Mount Wldt, Motor, Sba, 3-33  
Muffler, Vacfan, 11.0 L, 2-53

### N

Nameplate, Tennant, Domed, 2-9  
Nozzle, Press Washer, 3-93  
Nozzle, Spray, Gun, 3-71  
Nut, Compression, 2.25-12, Abs, 3-73  
Nut, Hex, Flng, M5 X 0.80, 3-23  
Nut, Hex, Flng, M6 X 1.00, 3-100  
Nut, Hex, Flng, M8 X 1.25, 2-11, 3-41  
Nut, Hex, Jam, .25-28, 2-15, 2-31  
Nut, Hex, Jam, .31-24, 2-29, 2-31  
Nut, Hex, Jam, 1.12-12, 2-11  
Nut, Hex, Jam, M10 X 1.5, [Din439], 3-17  
Nut, Hex, Lock, .31-18, NI, Ss, 2-19, 2-21  
Nut, Hex, Lock, M10 X 1.5, NI, 3-9, 3-75  
Nut, Hex, Lock, M10 X 1.5, NI, Ss, 2-55, 2-57, 2-59, 3-17  
Nut, Hex, Lock, M12 X 1.75, NI, 2-31  
Nut, Hex, Lock, M12 X 1.75, NI, Ss, 2-33  
Nut, Hex, Lock, M3 X 0.50, NI, Ss, 3-41

Nut, Hex, Lock, M4 X 0.70, NI, 3-41, 3-43, 3-93  
 Nut, Hex, Lock, M4 X 0.70, NI, Ss, 3-63, 4-3  
 Nut, Hex, Lock, M5 X 0.80, NI, 3-5, 3-7, 3-43, 3-79, 3-81  
 Nut, Hex, Lock, M5 X 0.80, NI, Ss, 2-41, 2-43, 3-61, 3-65, 3-71, 3-99  
 Nut, Hex, Lock, M6 X 1.00, NI, 2-29, 2-55, 2-65, 3-41, 3-47, 3-71, 3-75  
 Nut, Hex, Lock, M6 X 1.00, NI, Ss, 2-7, 2-15, 2-33, 2-41, 2-43, 2-55, 3-31, 3-35, 3-43, 3-61, 3-79, 3-81  
 Nut, Hex, lock, m8 X 1.25, ml, Ss, 2-49  
 Nut, Hex, Lock, M8 X 1.25, NI, 2-11, 2-15, 2-61, 3-13, 3-43, 3-71  
 Nut, Hex, Lock, M8 X 1.25, NI, Ss, 2-7, 2-41, 2-43, 2-45, 2-49, 2-51, 3-17, 3-31, 3-35, 3-45, 3-47, 3-49, 3-57, 3-59, 3-63, 3-77, 3-81, 3-93  
 Nut, Hex, Sltd, 1.00-20, 2-31  
 Nut, Hex, Std, .25-20, 2-7, 2-53, 2-65  
 Nut, Hex, Std, 10-32,, 2-29  
 Nut, Hex, Std, M10 X 1.50, Ss, 2-57  
 Nut, Hex, Std, M10-1.5, Ss, 2-57  
 Nut, Hex, Std, M5 X 0.80, 8, 2-39  
 Nut, Hex, Std, M5 X 0.80, Brs, 2-65  
 Nut, Hex, Std, M6 X 1.00, 8, 2-27  
 Nut, Hex, Std, M6 X 1.00, Brs, 2-65  
 Nut, Hex, Std, M6 X 1.00, Ss, 3-31, 3-35  
 Nut, Hex, Std, M8 X 1.25, Ss, 2-41, 2-43, 2-59, 3-41, 3-45, 3-49  
 Nut, T, M10 X 1.50 X 0.620d X 0.5l, 2-59  
 Nut, T, M10 X 1.50 X 15.800d X 13.0l, 2-41, 2-43  
 Nut, U, M8 X 1.25 4-7 Thk, 2-9

## O

Off Whites/G  
 Acrylic12.8oz[Acm101-00171], 1-1

## P

Pad, Buff, 16.0d, Red [1 Pick = 1 Pad], 2-5  
 Pad, Buff, 20.0d, Red [1 Pick = 1 Pad], 2-3  
 Pad, Pedal, Brake, 2.79l 1.84w .75t, 2-15  
 Pad, Polish, 16.0d, White [1 Pick = 1 Pad], 2-5  
 Pad, Polish, 20.0d, White [1 Pick = 1 Pad], 2-3  
 Pad, Scrub, 16.0d, Blue [1 Pick = 1 Pad], 2-5  
 Pad, Scrub, 20.0d, Blue [1 Pick = 1 Pad], 2-3  
 Pad, Stop, Rbr, 2-33  
 Pad, Stripping, 16.0d, Black [High Prod] [1 Pick = 1 Pad], 2-5  
 Pad, Stripping, 16.0d, Brown [1 Pick = 1 Pad], 2-5  
 Pad, Stripping, 20.0D, Black [High Prod][1 Pick = 1 Pad], 2-3

Pad, Stripping, 20.0d, Brown [1 Pick = 1 Pad], 2-3  
 Pad, Surf Prep, 16.0d, Maroon [1pick=1pad], 2-5  
 Pad, Surf Prep, 20.0D Maroon, [1Pick=1Pad], 2-3  
 Paint, Airdry, Blk, 12oz, 1-1  
 Paint, Airdry, Gray, 12oz [Enamel], 1-1  
 Panel Assy, Cyl, Afmkt [T17], 2-39  
 Panel Kit, Pod, Afmkt [Pro, M20/M30/T20](Pro-panel Only), 2-12  
 Panel Kit, Pod, Afmkt [Std, T17], 2-11  
 Panel Wldt, Cover, Brush, 2-7  
 Panel Wldt, Enclosure, Electrical, 2-63  
 Panel, Access, Na, Afmkt [T17], 2-17  
 Panel, Access, Tj, Afmkt [T17], 2-17  
 Panel, Console, Lh, 2-17  
 Panel, Console, Rh, 2-17  
 Panel, Louvered, Rh, 3-91  
 Parts Kit, Extinguisher, Fire, Ci, 3-99  
 Pawl, Ratchet, 3-71  
 Pedal Assy, Accelerator, W/O Brake, 4-4  
 Pedal Assy, Accelerator, W/O Brake [T17], 2-15  
 Pedal, Foot, W/ Tread, 4-4  
 Pedal, Window, 2-15  
 Pin, 0.43d 2.75l [303ss], 2-59  
 Pin, 0.63d, 02.0l [W/Cbore, M8 Screw], 2-59  
 Pin, Axle, Brg, 3-73  
 Pin, Clevis, 0.19d X 0.63l, 2-55  
 Pin, Clevis, 0.25d X 0.79l, 2-15, 2-31  
 Pin, Clevis, 0.31d X 2.62l, 2-55  
 Pin, Clevis, 0.37d X 1.00l, 2-31  
 Pin, Clevis, 0.37d X 1.25l, 2-15  
 Pin, Clevis, 0.37d X 1.75l, 2-55  
 Pin, Clevis, 0.37d X 2.00l, 2-33, 3-17  
 Pin, Clevis, 0.37d X 2.12l, 2-59  
 Pin, Clevis, 0.37d X 2.25l, 2-33, 3-45  
 Pin, Clevis, 0.37d X 3.25l, 3-31, 3-35  
 Pin, Clevis, 0.37d X 4.50l, 3-31, 3-35  
 Pin, Clevis, 0.37d X 6.12l, 3-31, 3-35  
 Pin, Clevis, 0.38D X 1.00L, 2-31  
 Pin, Clevis, 0.50d X 2.62l, 2-55  
 Pin, Clevis, 0.50d X 4.50l, 2-33  
 Pin, Clevis, 0.50d X 5.00l, 2-41, 2-43  
 Pin, Clevis, 0.625d X 1.75l, 3-21  
 Pin, Clevis, 0.62d X 2.91l, 2-55  
 Pin, Clevis, 0.75d X 2.00l, M10 Hole, 2-57  
 Pin, Clevis, 10mmd X 040mml, 3-45  
 Pin, Clevis, Grvd, 0.38d X 1.25l, 2-15  
 Pin, Cotter, .062 X 0.50, 3-45  
 Pin, Cotter, .062 X 0.75, 2-15, 2-31, 2-55  
 Pin, Cotter, .094 X 1.00, 2-15, 2-55, 3-31, 3-35  
 Pin, Cotter, .125 X 1.00, 2-31  
 Pin, Cotter, .125 X 1.25, 2-55  
 Pin, Cotter, .125 X 1.75, 2-31  
 Pin, Cotter, .156 X 1.25, 2-41, 2-43, 2-57  
 Pin, Cotter, Hair, 0.38d .093 Wir, 2-33, 3-17, 3-31, 3-35  
 Pin, Cotter, Hair, 0.75d .148 Wir, 3-21

Pin, Hair, Cotter, 0.62d .120 Wir, 3-29, 3-33, 3-49  
 Pin, Hitch, .375d X 3.12l, Pl, 3-75  
 Pin, Hitch, .750d X 7.00l, Pl, 2-7, 3-89  
 Pin, Mtg, M8 X 1.25 Thrd, 2-15  
 Pin, Pivot, Sba, 3-17  
 Pin, Roll, .250d X 0.75l, .250/.256, 2-41, 2-43  
 Pin, Roll, .250d X 1.50l, .250/.256, 2-25  
 Pin, Roll, .250d X 2.00l, .250/.256, 3-29, 3-33, 3-49  
 Pin, Roll, .250X 1.5L, .250/.256, 2-23  
 Pin, Spindle, Spring, 2-15  
 Pivot Arm Kit, Act, Sba, Afmkt [T17], 3-17  
 Pivot Arm Kit, Sba, Afmkt [T12], 3-17  
 Pivot Wldt, 2-37  
 Pivot Wldt, Caster, Sqge, 2-57  
 Pivot, Lift, 2-35  
 Plate Assy, Side, Head, Afmkt [T17], 2-33  
 Plate Wldt, Attachment, Frame, 2-23, 2-25  
 Plate Wldt, Bearing Clamp, 2-31  
 Plate Wldt, Brg, 2-11  
 Plate Wldt, Mesh, 2-45  
 Plate Wldt, Mtg, Hose-Reel [T17], 3-71  
 Plate Wldt, Mtg, Platform, 2-19, 3-101  
 Plate Wldt, Nut, M4, 3-41  
 Plate Wldt, Pump, 3-95  
 Plate Wldt, Screen, Hppr, 3-41  
 Plate Wldt, Shaft, Pedal, 2-15  
 Plate Wldt, Sppt, Brg, 2-11  
 Plate, Adapter, Brush, 3-29, 3-33, 3-49  
 Plate, Arm, Adj, 3-47  
 Plate, Arm, Prop, 2-49  
 Plate, Door, Battery Rollout [T17], 3-81  
 Plate, Door, Battery Rollout [T17/M17], 3-81  
 Plate, Doubler, 3-75  
 Plate, Guide, Battery Rollout [T17], 3-81  
 Plate, Hold-Down, 3-47  
 Plate, Hook, Latch, 3-98  
 Plate, Latch [T17], 2-53, 2-61, 3-93  
 Plate, Mtg, 2-19, 3-101  
 Plate, Mtg, Battery, Disconnect, 3-100  
 Plate, Mtg, Cover, 3-93  
 Plate, Mtg, Tank, Detergent, 3-63  
 Plate, Plstc, Bat Rollout, 3-81  
 Plate, Prop Rod, [T17], 2-61  
 Plate, Retainer, Skirt, 3-43  
 Plate, Retainer, Skirt, Lh, 3-47  
 Plate, Retainer, Skirt, Rh, Curved, 3-45  
 Plate, Retainer, Skirt, Rh, Straight, 3-45  
 Plate, Side, Wrap, 2-39  
 Plate, Sppt, 3-45  
 Plate, Sppt (Replaced by 9014344), 3-19  
 Platform Set, Oprtr [T17], 2-19  
 Platform Set, Oprtr [T17/M17 Trim], 3-101  
 Platform, Oprtr, Front, 2-9  
 Plug Kit, Press Wash, Pump, Afmkt[T/M17], 3-93  
 Plug, Adapter, Port, 3-73  
 Plug, Circuit Breaker [Carling, 50/60a], 2-63  
 Plug, Drive, Brush, 2-39

## CROSS REFERENCE

Plug, Drive, Brush, Nyl, 3-45, 3-47  
 Plug, Hole, Rnd, 0.25h 0.8l, Brb, Nyl, 3-93  
 Plug, Hole, Rnd, 0.25H, 1.00D 0.6L, Nyl, 3-77  
 Plug, Hole, Rnd, 0.44H .03-.12, Blk Nyl, 2-63  
 Plug, Hole, Rnd, 0.63h 0.1l, Blk, 2-63  
 Plug, Hole, Rt, 1.45 X 0.83, Blk Nyl, 3-93  
 Plug, Hole, Rt, Rocker Switch, .87 X 1.7, 2-17  
 Plug, Hole, Soltn Tank, Blk Pyu, 2-45  
 Plug, Idler, Brush, 2-39  
 Plug, Oil, 3-93  
 Pulley, Cable, 1.5d Nyl, 3-31, 3-35  
 Pump, Detgt, 36vdc (See Breakdowns), 3-63  
 Pump, Metering Solution, 4-5  
 Pump, Pressure Washer, 3-95  
 Pump, Soltn, 36vdc, Impeller, 3-61  
 Pump, Soltn, Ele, 36vdc, 45psi, 3-71, 3-95  
 Pump, Soltn, Ele, 36vdc, 60psi, 3-23, 3-65

### R

Reel Assy, Hose, Large, 3-71  
 Relay, 36Vdc, 005A, Spdt No [Greenwich], 3-5  
 Replacement Kit, Bellows, 4-5  
 Retainer Assy, Side Sqge, With Latch, 2-41, 2-43  
 Retainer Wldt, Side Sqge, With Latch (Repl by 9013756), 2-41  
 Retainer Wldt, Side Sqge, With Latch (Repl by 9013757), 2-43  
 Retainer Wldt, Sqge, Sba, 3-19  
 Retainer, Blade, Sqge, 14.2l (1 set = 2 blades), 3-73  
 Retainer, Brg, Iron Gray, 2-39  
 Retainer, Housing, Transmission, 2-23, 2-25  
 Retainer, Seal, Door, Vac Fan, 2-53  
 Retainer, Shaft, Transmission, 2-23, 2-25  
 Rework, Dust Cap, Valve, Drain, 3-77  
 Ring, Compression, 3-73  
 Ring, Mtg, Sqge, .38l, 2-59  
 Ring, Retaining, Ext, 0.59d, Basic, 2-57, 3-45, 3-47  
 Ring, Retaining, Ext, 0.62d, Basic, 3-45  
 Ring, Retaining, Ext, 0.75d, Hd, 2-11, 2-39  
 Ring, Retaining, Ext, 1.00d, Basic, 3-71  
 Ring, Retaining, Ext, 1.12d, 2-11  
 Ring, Retaining, Ext, 11.5mm Id, 2-23, 2-25  
 Ring, Retaining, Ext, 16.2mm Id, Hd, 2-23, 2-25  
 Ring, Retaining, Int., 3-45  
 Rivet, Blind, .156D X 1.07 X .31D, Alm, 3-73  
 Rivet, Blind, .188d X 0.53 X .62d, Alm, 2-37  
 Rivet, Plstc, .250d X 0.90, 2-35  
 Rod Wldt, Safety, Hopper Cover, 3-41  
 Rod Wldt, Seat, Battery Cover [T17], 2-61

Rod-End, M10 X 1.5lh Fem M10 X 1.5stud, 2-57  
 Rod-End, M10 X 1.5rh Fem M10 X 1.5stud, 2-57, 3-17  
 Rod, Hex, M10, 09.50l, Stil, 2-57  
 Rod, Hex, Thd .31-24, 2-Ended, 2-31  
 Rod, Thrd, 2end, M8x1.25/ M10x1.5 -02, 2-59  
 Rod, Thrd, Full, .25-20 01.5l, 2-65

### S

Screen, Pump, 3-63  
 Screen, Safety, Vac Fan, 2-49  
 Screen, Vacuum, 2-49  
 Screw, Flt, Soc, M5 X 0.80 X 16, 10.9, 3-81  
 Screw, Flt, Soc, M6 X 1.00 X 20, 10.9, 2-33  
 Screw, Flt, Soc, M6 X 1.00 X 25, 10.9, 2-55  
 Screw, Flt, Soc, M8 X 1.25 X 30, Ss, 3-81  
 Screw, Hex, .25-20 X 0.38, G5, 2-65  
 Screw, Hex, .25-20 X 0.50, G5, 3-5  
 Screw, Hex, .38-16 X 0.88, G5, 3-75  
 Screw, Hex, .38-16 X 1.25, G5, 3-95  
 Screw, Hex, M10 X 1.5, 2-11  
 Screw, Hex, M10 X 1.50 X 20, Ss, 2-41, 2-43  
 Screw, Hex, M10 X 1.50 X 25, 8.8, 2-9  
 Screw, Hex, M10 X 1.50 X 25, NI, Ss, 2-55  
 Screw, Hex, M10 X 1.50 X 25, Ss, 2-39, 3-43  
 Screw, Hex, M10 X 1.50 X 30, 8.8, 3-9  
 Screw, Hex, M10 X 1.50 X 30, Ss, 2-57, 3-43, 3-49  
 Screw, Hex, M10 X 1.50 X 35, 10.9, 2-23, 2-25  
 Screw, Hex, M10 X 1.50 X 40, 8.8, 2-23, 2-25  
 Screw, Hex, M10 X 1.50 X 50, 8.8, 3-89  
 Screw, Hex, M10 X 1.50 X 70, Ss, 2-55  
 Screw, Hex, M10 X 1.50 X 80, 8.8, 3-75  
 Screw, Hex, M10 X 1.50 X 90, 8.8, 3-9  
 Screw, Hex, M12 X 1.75 X 180, 8.8, 2-33  
 Screw, Hex, M12 X 1.75 X 30, Ss, 3-17  
 Screw, Hex, M12 X 1.75 X 40, 10.9, 3-75  
 Screw, Hex, M12 X 1.75 X 40, 8.8, 2-31, 2-33, 2-35  
 Screw, Hex, M12 X 1.75 X 50, 8.8, 2-37  
 Screw, Hex, M4 X 0.70 X 50, Ss, 4-3  
 Screw, Hex, M5 X 0.80 X 10, Fmg, 2-37  
 Screw, Hex, M5 X 0.80 X 12, 8.8, 3-93  
 Screw, Hex, M5 X 0.80 X 12, Ss, 2-39, 3-23, 3-65, 3-67, 3-99  
 Screw, Hex, M5 X 0.80 X 16, 8.8, 3-93  
 Screw, Hex, M5 X 0.80 X 16, Ss, 3-79  
 Screw, Hex, M5 X 0.80 X 25, Ss, 3-71, 3-95  
 Screw, Hex, M6 X 1.00 X 10, Fmg, 2-35, 3-93  
 Screw, Hex, M6 X 1.00 X 12, Fmg, 2-37, 3-7  
 Screw, hex, M6 X 1.00 X 12, Ss, 3-19, 3-98  
 Screw, Hex, M6 X 1.00 X 16, 2-39  
 Screw, Hex, M6 X 1.00 X 16, 8.8, 2-19, 2-27, 2-29, 2-65, 3-95  
 Screw, Hex, M6 X 1.00 X 16, Fmg, 3-45  
 Screw, Hex, M6 X 1.00 X 16, NI, Ss, 3-19, 3-45, 3-47, 3-49, 3-57, 3-59  
 Screw, Hex, M6 X 1.00 X 16, Sems, Ss, 2-63  
 Screw, Hex, M6 X 1.00 X 16, Ss, 2-15, 2-27, 2-39, 2-41, 2-43, 2-61, 3-93  
 Screw, Hex, M6 X 1.00 X 16, Ss, Sems, 2-11, 2-39  
 Screw, Hex, M6 X 1.00 X 20, 8.8, 3-71, 3-75  
 Screw, Hex, M6 X 1.00 X 20, 8.8, NI, 3-13  
 Screw, Hex, M6 X 1.00 X 20, 9.8, Sems, 2-29, 3-29, 3-33, 3-41, 3-65, 3-79  
 Screw, Hex, M6 X 1.00 X 20, Ss, 2-7, 2-53, 3-45  
 Screw, Hex, M6 X 1.00 X 25, 9.8, Sems, 3-41, 3-45  
 Screw, Hex, M6 X 1.00 X 25, Ss, 2-39, 3-41, 3-43, 3-45, 3-61  
 Screw, Hex, M6 X 1.00 X 30mm, Ss, 3-47  
 Screw, Hex, M6 X 1.00 X 35, 8.8, 2-29  
 Screw, Hex, M6 X 1.00 X 40, Ss, 2-65, 3-17, 3-31, 3-35, 3-79, 3-100  
 Screw, Hex, M6 X 1.00 X 45, 8.8, 2-29, 3-100  
 Screw, Hex, M6 X 1.00 X 55, Fl, Ss, 3-81  
 Screw, Hex, M6 X 1.00 X 80, Ss, 2-55, 3-43  
 Screw, Hex, M8 X 1.25 X 100, Ss, 3-17, 3-31, 3-35  
 Screw, Hex, M8 X 1.25 X 120, Ss, 3-17  
 Screw, Hex, M8 X 1.25 X 16, 8.8, 2-11, 2-41, 2-43, 3-95  
 Screw, Hex, M8 X 1.25 X 16, NI, Ss, 2-61, 2-65, 3-9, 3-91, 3-100  
 Screw, Hex, M8 X 1.25 X 16, Ss, 2-53, 3-19  
 Screw, Hex, M8 X 1.25 X 20, 8.8, 2-9, 2-11, 3-13  
 Screw, Hex, M8 X 1.25 X 20, Fmg, 2-7  
 Screw, Hex, M8 X 1.25 X 20, NI, Ss, 2-39, 2-45, 2-49, 3-9, 3-19, 3-63, 3-91  
 Screw, Hex, M8 X 1.25 X 20, Ss, 2-9, 2-15, 2-61, 3-21, 3-45, 3-79  
 Screw, Hex, M8 X 1.25 X 20, Ss (Large Battery), 3-81  
 Screw, Hex, M8 X 1.25 X 20, Ss, Sems, 2-7, 2-11, 2-17, 2-19, 2-47, 2-49, 2-51, 2-53, 2-61, 2-63, 3-5, 3-11, 3-13, 3-29, 3-33, 3-41, 3-43, 3-49, 3-65, 3-71, 3-93, 3-95, 3-101  
 Screw, Hex, M8 X 1.25 X 25, 9.8, Sems, 2-7, 3-31, 3-35, 3-71, 3-91  
 Screw, Hex, M8 X 1.25 X 25, Ss, 2-7, 2-9, 2-15, 2-35, 2-45, 2-49, 3-17, 3-21, 3-23, 3-31, 3-35, 3-41, 3-43, 3-49, 3-63, 3-65, 3-89, 3-93, 3-95

Screw, Hex, M8 X 1.25 X 25, Ss, NI, 2-49, 3-77	Screw, Pan, Phl, M5 X 0.80 X 16, Tcut, Ss, 4-3	Skirt Kit, Hopper, Preswp, Afmkt [T17], 3-43
Screw, Hex, M8 X 1.25 X 30, 8.8, 2-61	Screw, Pan, Phl, M5 X 0.80 X 20, 4.8, 3-91	Skirt, Neo, .06, 03.62w 28.12l 05/SI, 3-43
Screw, Hex, M8 X 1.25 X 30, 8.8, NI, 2-19	Screw, Pan, Phl, M5 X 0.80 X 20, Ss, 3-61	Skirt, Neo, .06, 04.88w 28.26l 05/SI, 3-43
Screw, Hex, M8 X 1.25 X 30, 9.8 Sems, 3-83, 3-85, 3-87, 3-88	Screw, Pan, Phl, M5 X 0.80 X 25, 4.8, 2-61, 3-43, 3-93	Skirt, Neo, .19, 03.62w 28.12l 05/SI, 3-43
Screw, Hex, M8 X 1.25 X 30, 9.8, Sems, 2-7, 3-43, 3-45, 3-81, 3-91	Screw, Pan, Phl, M5 X 0.80 X 40, 4.8, 3-95	Skirt, Rbr, .12, 09.11w 16.61l, 05/Hole, 3-45, 3-47
Screw, Hex, M8 X 1.25 X 30, Ss, 2-7, 2-15, 2-49, 3-17, 3-19, 3-21, 3-61, 3-63	Screw, Pan, Phl, M6 X 1.00 X 12, Blk, 2-17, 2-59	Skirt, Rbr, Front, 2-35
Screw, Hex, M8 X 1.25 X 35, 9.8, Sems, 2-9, 2-19, 3-81, 3-101	Screw, Pan, Phl, M8 X 1.25 X 16, Blk, 2-45	Skirt, Rbr, Rear, 2-35
Screw, Hex, M8 X 1.25 X 35, 9.8, Sems (Small Battery), 3-81	Screw, Set, M6 X 1.00 X 8, NI, 2-11	Sleeve, 0.65b 0.87d 0.6l, Pl, 2-15
Screw, Hex, M8 X 1.25 X 35, Fl, Ss, 2-7, 3-31, 3-35, 3-45	Screw, Set, M8 X 1.25 X 8, Lock, 2-11	Sleeve, Nyl, 1.22id 20.0l, 3-95, 3-97
Screw, Hex, M8 X 1.25 X 35, NI, Ss, 2-49, 3-17	Screw, Set, Soc, 08-32 X 0.25, NI, 2-39, 3-45	Sleeve, Nyl, 1.63id 20.0l, 2-29
Screw, Hex, M8 X 1.25 X 40, Ss, 2-15	Screw, Soc, M10 X 1.5 X 20, 12.9, 2-23, 2-25	Sleeve, Nyl, 1.63id 35.0l, 2-27
Screw, Hex, M8 X 1.25 X 45, Ss, 2-11, 3-19	Screw, Soc, M10 X 1.50 X 35, 12.9, 2-23, 2-25	Sleeve, P/m 0.32B 0.50D 0.3L [430Ss], 2-7
Screw, Hex, M8 X 1.25 X 50, Fl, Ss, 3-41	Screw, Soc, M12 X 1.75 X 40, 12.9, 2-23, 2-25	Sleeve, P/M, 0.25b 0.38d 0.2l [430ss], 2-41, 2-43
Screw, Hex, M8 X 1.25 X 50, Ss, 3-31, 3-35	Screw, Soc, M6 X 1.00 X 14, NI, 2-23, 2-25	Sleeve, P/M, 0.25b 0.38d 0.8l, 3-17
Screw, Hex, M8 X 1.25 X 70, Ss, 3-45	Screw, Soc, M8 X 1.25 X 25, 12.9, 3-17	Sleeve, P/M, 0.32b 0.50d 0.3l [430ss], 3-31, 3-35
Screw, Hex, M8 X 1.25 X 80, Fl, Ss, 3-49	Seal, Afmkt, Bulb, Dual, 01ft [F/.30gap], 2-61	Sleeve, P/M, 0.32b 0.50d 0.4l [430ss], 3-17
Screw, Hex, M8 X 1.25 X 90, 8.8, 2-31	Seal, Afmkt, Bulb, Dual, 03ft [F/.30gap], 2-45, 2-53	Sleeve, P/M, 0.32b 0.50d 0.5l [430ss], 3-31, 3-35
Screw, Pan, M04 X 0.7 X 35, Ss, 2-3	Seal, Afmkt, Bulb, Dual, 12Ft [F/.30Gap], 2-49	Sleeve, P/M, 0.32b 0.50d 3.03l, 3-17
Screw, Pan, M06 X 1.0 X 35, Ss, 2-3	Seal, Axial, Transmission [199 Vs R], 2-23, 2-25	Sleeve, P/M, 0.34b 0.63d 0.4l, Ss / Oil, 2-49
Screw, Pan, M06 X 1.0 X 35, Ss, 2-5	Seal, Bulb, Str, Snap-In, Epdm, Bulk, 3-91	Sleeve, P/M, 0.34b 0.63d 0.6l, Bnz, 3-19
Screw, Pan, Phl, .31-18 X 1.00, G2, 2-19	Seal, Door, Vac Fan, Rbr, 2-53	Sleeve, P/M, 0.34b 0.63d 1.2l, Bnz, 3-19
Screw, Pan, Phl, .31-18X1.00, G2, 2-21	Seal, Rbr, Clsd, 0.375, 5.0d 2.5h, 3-43	Sleeve, P/M, 0.50b 0.87d 0.6l [430ss], 2-33
Screw, Pan, Phl, 06 X 0.50, Fmg/Ab, Blk, 2-17, 3-3	Seal, Rbr, Clsd, 0.63, 0.63, 3.0l, 3-93	Sleeve, P/M, 0.75B 0.88D 0.6L [841Brz], 2-11
Screw, Pan, Phl, 06-20 X 0.50, Fmg/Ab, 3-5, 3-41, 3-98	Seat Kit, Deluxe, Ci [T17], 2-21	Sleeve, P/M, 1.13B 1.38D 1.0L, 2-11
Screw, Pan, Phl, 08-16 X 1.13, F/ Plstc, 3-9	Seat, Dlx, W/ Armrests & Seatbelt, 2-21	Sleeve, P/M, Fing, 0.33b 0.75/0.50d 0.8l, 2-49
Screw, Pan, Phl, 10-32 X 0.50, G2, Blk, 2-61	Seat, Std [Milsco], 2-19	Sleeve, P/M, Fing, 0.50b 1.25/0.75d 0.4l, 2-33
Screw, Pan, Phl, 12-16 X 0.50, F/ Plstc, 2-49, 2-53, 3-91, 3-98, 3-99	Sensor, Level, Liq, 14vdc 01a .62-11, 2-49, 3-59, 3-61	Sleeve, Vyl, Flex, .23ld, 3-5
Screw, Pan, Phl, 12-16 X 0.50, F/Plstc (Pro-panel Only), 2-12	Sensor, Position [Hall], 4-4	Spacer, Arm, Brush, 3-47
Screw, Pan, Phl, M3 X 0.50 X 10, 4.8, 3-3, 3-41	Sensor, Press, 3 Psi, 8-30vdc, 2-45	Spacer, Blade, 3-19
Screw, Pan, Phl, M3 X 0.50 X 6, 4.8, 2-63, 3-51	Service Kit [T17], 1-1	Spacer, Brg, 2-39, 3-45
Screw, Pan, Phl, M4 X 0.70 X 10, 4.8, 2-63, 3-25, 3-37, 3-51	Shaft, 2-31	Spacer, Brg, Transmission, 2-23
Screw, Pan, Phl, M4 X 0.70 X 10, Ss, 2-39, 3-41	Shaft Wldt, Brake, 2-31	Spacer, Rnd, .38b .88d .38l, 2-19, 2-21
Screw, Pan, Phl, M4 X 0.70 X 16, 4.8, 2-29, 3-13, 3-41, 3-43, 3-79, 3-93	Shaft Wldt, Pivot, Front, 2-15	Spring, 2-31
Screw, Pan, Phl, M4 X 0.70 X 16, Ss, 2-27, 3-11, 3-63	Shaft, Drive, Brush, 2-39	Spring Assy, Replmt, Afmkt [T12], 3-17
Screw, Pan, Phl, M4 X 0.70 X 35, Ss, 2-3, 2-5	Shaft, Drive, Pre-Sweep, Lrg Brg, 3-45	Spring, Cmpr, 0.37id X Flat Wir, 1.0l, 3-31, 3-35
Screw, Pan, Phl, M5 X 0.80 X 12, Ss, 3-65	Shaft, Idler, Brush, Main, 3-47	Spring, Cmpr, 0.98od .14wir 02.00l, Ss, 2-59
Screw, Pan, Phl, M5 X 0.80 X 16, 4.8, 2-53, 3-5, 3-7	Shaft, Input, Transmission, 2-23, 2-25	Spring, Cmpr, 1.25od Flat Wir 02.5l, 2-33
Screw, Pan, Phl, M5 X 0.80 X 16, Blk, 2-41, 2-43, 2-45	Shaft, Steering, Mnl, 2-11	Spring, Compr, .98od 2.5l, 3-31, 3-35
	Shaft, Steering, Power, Lower, 3-11, 3-13	Spring, Extn, 0.35od 0.05wir 02.8l, 4-4
	Shaft, Steering, Power, Upper, 3-11, 3-13	Spring, Extn, 0.62od 0.08wir 03.0l, 3-31, 3-35
	Sheave, 07grv, 03.3pd 0.63b [Pj], 3-45	Spring, Extn, 0.75od 0.10wir 03.0l, 2-41, 2-43
	Sheave, 07grv, 1.22pd 0.55b [Pj], 3-45	Spring, Extn, 1.68od 0.20wir 07.5l, 2-57, 3-17
	Sheave, 09grv, 1.18pd 0.55b [Pj], 2-39	Spring, Tens, .75Od X .08S 7.0L, 2-15
	Sheave, 09grv, 4.13pd 0.75b [Pj], 2-39	Spring, Torsion, Brake, 2-15
	Shield, Bumper, Sqge Cplg, 2-55	Spring, Torsion, Hose Reel, 3-71
	Shield, Plug, Drive, 3-47	
	Shim, Transmission, 2-25	
	Shoe Set, Brake [1pick=1pkg], 2-31	
	Shroud, Front, Afmkt [T17], 2-9	
	Shunt, 050mv 400a, 3-79	
	Skirt Kit, Disk, Afmkt [T17], 2-35	

## CROSS REFERENCE

Spring, Wir, 0.16d, Brush Retaining, 2-3, 2-5  
 Sprocket Kit, 0.75B, Afmkt [T12], 2-11  
 Sprocket Kit, 0.75B, Afmkt [T17/M17], 2-11  
 Sprocket Kit, 1.12B, Afmkt [T12], 2-11  
 Sprocket Kit, 1.12B, Afmkt [T17/M17], 2-11  
 Sprocket Wldt, Output, Transmission, 2-23, 2-25  
 Sprocket, Dbl, 2-23, 2-25  
 Sprocket, Steering, 0.75B, 2-11  
 Sprocket, Steering, 1.12B, 2-11  
 Squeegee Assy, Sba, Afmkt [T17], 3-19  
 Squeegee Frame Assy, 2-59  
 Squeegee Kit, Ci [T17], 2-59  
 Squeegee Kit, Rear\_Side, Linatex [T17], 1-1  
 Squeegee Kit, Rear\_Side, Urethane [T17], 1-1  
 Squeegee Kit, Side, Lh, 2-43  
 Squeegee Kit, Side, Rh, 2-41  
 Squeegee, Hand, 3-73  
 Stand-Off, Circuitboard [0.25"], 2-63, 3-25, 3-37, 3-51  
 Stand-Off, Wir, 0.25, Insulator, Panel, 2-65  
 Stop, Lock, Pedal, 2-15  
 Strainer, Soltn, 20mesh, Cyl, 3.5d 09.5l, 3-61  
 Strap Wldt, 2-59  
 Strap, Plug, 3-93  
 Strap, Static, W/Grommet, .19 1.1w 25.0l, 2-7  
 Stud, Ball, 10mm Ball, M8x1.25, 3-93  
 Support, Valve, Drain, 3-77  
 Switch, Ignition [Merit GmbH], 2-17  
 Switch, Limit, N.C. [Cpi, Spst, 280 Mp], 3-81  
 Switch, Press, 25 Psi, Pm02, 3-65  
 Switch, Rocker [Mom,Off,Mom, Dual Led], 3-51  
 Switch, Rocker [Mom,Off,Mom, Dual Led] (Only on Severe Environment Group), 3-63  
 Switch, Rocker, Dpdt, On / None / On, 2-17, 3-71, 3-96  
 Switch, Rocker, Dpst, On / None / On, 3-25, 3-37  
 Switch, Rocker, Prgrsv, 3-3, 3-5, 3-7, 3-51  
 Switch, Rocker, Spst, Mom, 4-3  
 Switch, Safety, Shutoff, 2-17  
 Switch, Seat, No [Delta 6440-04], 2-19  
 Switch, Snap, 15a Nc, 2-15  
 Switch, snap, 25a Spdt, 3-13

### T

Tank Kit, Detergent, Afmkt [T17], 3-63  
 Tank Kit, Detergent, Tj Afmkt [T17] (Japan Only), 3-63  
 Tank, Rec, Afmkt [T17], 2-49  
 Tank, Recvy, Fuel Cell, Afmkt [T17], 3-91  
 Tank, Soltn, Afmkt [T17], 2-45  
 Tank, Soltn, Fuel Cell, Afmkt [T17], 3-91

Teal Blue S/G  
 Enamel12.8oz[lcm101-70266], 1-1  
 Tensioner Kit, Str Trans, Afmkt [T17/M17], 2-23, 2-25  
 Tensioner, Chain, Dbl, 2-23, 2-25  
 Tie, Cable, 11.3l, 2.75d Max, 2-27, 2-29, 2-63, 3-25, 3-79  
 Tie, Cable, 11.3L, 2.75D Max (Pro-panel Only), 2-12  
 Tie, Cable, Nyl, 07.3l .19w 1.8 Max D, 3-5  
 Tie, Cable, Nyl, 11.0l, .14w, 3.0 Max. D, 2-29, 2-53, 3-7, 3-23, 3-63, 3-71, 4-3  
 Tie, Cable, Nyl, 11.4l .19w 3.0 Max D, 3-5  
 Tie, Cable, Nyl, 29.8l .30w 9.0 Max D, 3-25  
 Tie, Cable, Nyl, Push Mount, 76Mm Max D, 2-47  
 Tire Assy, Front, Opt, White [T17] (Optional), 2-23, 2-25  
 Tire Assy, Rear, High Traction (1) [T17] (Option), 2-31  
 Tire Assy, Rear, Std (1) [T17], 2-31  
 Tire, Assy, Front, Std, Red [T17], 2-23, 2-25  
 Tire, Solid, 15.0 X 5.0 [Hi-Traction], 2-31  
 Tire, Solid, 15.0 X 5.0, Poly, Std, 2-31  
 Tool, Installation, Belt, 1-1, 2-39  
 Track, Slide, Seat Adj, 12.5l, 2-19, 2-21  
 Track, Slide, Seat Adj, 12.5l, W/Latch, 2-19, 2-21  
 Transmission Assy, Str, Afmkt [T17], 2-23  
 Transmission Assy, Str, Afmkt [T17/M17], 2-25  
 Tray Kit, Debris, Cyl, Afmkt [T17], 2-37  
 Tray Wldt, Battery, 2-7  
 Tray Wldt, R/O, Battery, 3-81  
 Tray Wldt, Ro Battery, [T17], 3-81  
 Tray, Debris, Tank, 2-49  
 Tray, Vac Wand, 3-73  
 Tread, Non-Skid-Step, 3.75W 8.5L, Sba, 2-7  
 Tread, Non-Skid-Step, 5.5w 13.8l, 2-7  
 Tread, Non-Skid-Step, 6.3w 12.8l, Sba, 3-21  
 Tube Assy, 34.2l, 2-45  
 Tube Wldt, Arm, Brush, Side, 3-49  
 Tube Wldt, Front, 3-9  
 Tube Wldt, Guard, Lh, Front, 3-9  
 Tube Wldt, Ohg, Lh, 3-9  
 Tube Wldt, Ohg, Rh, 3-9  
 Tube, 0.38id 0.50od 02.2l, Stil, Pl, 3-43  
 Tube, 0.74id 1.24od 0.47l, Pyu, 2-23, 2-25  
 Tube, Column, Steering, 2-11  
 Tube, Guard, 3-75  
 Tube, Ohg, Middle, Rear, 3-9  
 Tube, Water, Pressure Washer, 3-95

### V

Vac Fan Kit, W/Seal [T17], 3-43  
 Vac Wand Kit, Ci [T17], 3-73  
 Valve Kit, Check, Es [T17], 3-61, 3-95  
 Valve Kit, Pump, 4-5

Valve Kit, Replacement 36V Hi Flow, 2-35, 2-37, 3-23  
 Valve, Ball, Drain, 2.00id, Rh, 3-77  
 Valve, Check, 0005psi Bm06/Bm06, 3-65  
 Valve, Check, Pump, Water, 3-61, 3-95  
 Valve, Needle, [M17/T17], 3-95  
 Valve, Pop-Off, 3500 Psi, 3-95  
 Valve, Water, Solenoid, 36vdc 6.0mm Pf04, 3-67  
 Valve, Water, Solenoid, 36vdc Pf08/Pf08, 3-57, 3-59

### W

Walve, Water, Solenoid - 36V, 2-35, 2-37, 3-23  
 Wand Kit, Press Wash, Afmkt [T/M17], 3-93  
 Wand, Str, Ss, 28l, 3-93  
 Washer Flat,0.50,Sae, 2-31  
 Washer, 1.02 Od, .62 Id, Urethane, 2-57  
 Washer, Flat, 0.16b 0.38d .05, Pl, 06, 3-43  
 Washer, Flat, 0.17b 0.31d .03, Nyl, 2-63, 3-25, 3-37, 3-51  
 Washer, Flat, 0.19b 0.44d .05, Pl, 08, 2-29, 3-41  
 Washer, Flat, 0.21b 0.45d .03, Ss, 3-99  
 Washer, Flat, 0.25, Fendr, 3-43  
 Washer, Flat, 0.25, Sae, 2-19, 2-23, 2-25, 2-27, 2-29, 2-65, 3-5, 3-13, 3-75, 3-79, 3-95, 3-99  
 Washer, Flat, 0.25, Sae, Blk, 2-17, 3-91  
 Washer, Flat, 0.25, Std, -61, 3-7, 3-23, 3-63, 3-65, 3-93, 3-100  
 Washer, Flat, 0.25b 0.47d .06, Brs, 2-65  
 Washer, Flat, 0.25b 0.56d .05, Pl, 10, 3-5, 3-7  
 Washer, flat, 0.25B 0.56D .05, Pl, 10 (Pro-panel Only), 2-12  
 Washer, Flat, 0.25b 1.12d .12, Ss, 2-29  
 Washer, flat, 0.27B 0.69D .05, Ss, 2-7, 2-27, 2-35, 2-39, 2-41, 2-43, 2-55, 2-59, 3-17, 3-19, 3-31, 3-35, 3-41, 3-43, 3-45, 3-49, 3-57, 3-59, 3-79, 3-81, 3-98  
 Washer, Flat, 0.28b 1.00d .06, Stil, 2-53  
 Washer, Flat, 0.28b 1.00d .06, Stil, Blk, 3-45, 3-47, 3-73, 3-93  
 Washer, Flat, 0.31, Sae, 2-9, 2-27, 2-29, 2-31, 3-9, 3-13, 3-81  
 Washer, Flat, 0.31, Std, 2-11, 2-15, 2-31, 2-61, 3-13, 3-43, 3-45, 3-93, 3-95  
 Washer, Flat, 0.32B 1.00D .12, Ss, 2-7, 2-9, 2-19, 2-39, 2-45, 2-49, 2-61, 2-63, 3-9, 3-17, 3-19, 3-21, 3-31, 3-35, 3-41, 3-47, 3-49, 3-63, 3-89, 3-91, 3-95  
 Washer, Flat, 0.33b 1.38d .08, Ss, 3-17  
 Washer, Flat, 0.34b 1.25d .11, Ss, 2-15  
 Washer, Flat, 0.34b 1.50d .12, Stil, Pl, 2-49, 3-31, 3-35  
 Washer, Flat, 0.38, Sae, 2-9, 2-11



Washer, Flat, 0.38, Std, 2-9, 2-23, 2-25,  
 2-53, 3-75, 3-89  
 Washer, Flat, 0.38b 0.88d .08, Ss, 2-7,  
 2-15, 2-19, 2-21, 2-35, 2-49, 2-51,  
 3-9, 3-19, 3-31, 3-35, 3-43, 3-49,  
 3-57, 3-59, 3-61, 3-77, 3-81, 3-93  
 Washer, Flat, 0.40b 1.12d .12, Ss, 2-55  
 Washer, Flat, 0.44b 1.00d .08, Ss, 2-35,  
 2-39, 2-41, 2-43, 2-55, 2-57, 2-59,  
 3-9, 3-17, 3-19, 3-41, 3-43, 3-45, 3-49  
 Washer, Flat, 0.48b 2.50d .12, Ss, 3-17  
 Washer, Flat, 0.50b 0.75d .02, Stl, 2-25  
 Washer, Flat, 0.50b 1.25d 0.8, Stl, Pl,  
 2-33, 2-37  
 Washer, Flat, 0.51b 1.25d .06, Ss, 3-75  
 Washer, Flat, 0.53b 1.50d .19, Stl, 2-33  
 Washer, Flat, 0.5b 1.5d .12, Stl, Pl, 2-35  
 Washer, Flat, 0.60b 1.31d .10, Ss, 2-57  
 Washer, Flat, 0.62, Sae, 2-15, 2-57  
 Washer, Flat, 0.66b 1.00d .12, Rbr, 3-57,  
 3-59  
 Washer, Flat, 0.66b 2.50d .19, Ss, 3-29,  
 3-33, 3-49  
 Washer, Flat, 0.75b 1.00d .03, Nyl, 2-15  
 Washer, Flat, .08, Ss, 2-5, 3-93, 4-3  
 Washer, Flat, 1.00, Sae, 2-31  
 Washer, Flat, 1.02b 1.75d .12, Stl, 3-71  
 Washer, Flat, 10, Sae, 2-29  
 Washer, Flat, 10, Ss, 2-27, 3-11, 3-61,  
 3-63, 3-65, 3-67, 3-71, 3-79, 3-95  
 Washer, Flat, Belleville, .25, 2-39, 3-45,  
 3-47  
 Washer, Flat, Belleville, .31, 2-35, 2-39,  
 3-19, 3-45  
 Washer, Flat, M12, 2-23  
 Washer, Flat, M12, Ss, 2-25  
 Washer, Flt, .25 Ss, 2-3, 2-5  
 Washer, Flt, #08 Ss, 2-3  
 Washer, Large, Transmission, 2-23  
 Washer, Lock, Int-Ext, 0.25, 3-93  
 Washer, Lock, Int-Ext, 0.31, 2-7, 2-17  
 Washer, Lock, Int-Ext, 0.50, 2-37  
 Washer, Lock, Int, 0.25, Ss, 2-27, 2-29,  
 2-65  
 Washer, Lock, Int, 0.31, 2-27, 2-29  
 Washer, Lock, Int, 10, 2-29  
 Washer, Lock, Int, 10, Ss, 2-65, 3-79  
 Washer, Retainer, Spring, 3-71  
 Washer, Sealing, 0.28b 0.75d Ss, Neo,  
 3-61  
 Washer, Thrust, 0.61b 1.25d .06, Fgl, 2-41,  
 2-43  
 Washer, Thrust, 0.66b 1.25d 0.06w, 2-57  
 Washer, Thrust, 0.79b 1.42d 0.06[Garlok],  
 2-11, 2-41, 2-43  
 Washer, Thrust, 50.0b 110.0d 0.79w, 3-71  
 Washer, Thrust, Plstc 1.02b 1.38d, 3-71  
 Washer, Wavy, 1.20b 1.54d .13, 2-57  
 Weight, Counter, Casting, 250Lb, Painted,  
 3-89  
 Wheel Assy, Drive, Ac, W/O Brake, 2-23,  
 2-25  
 Wheel Assy, Drive, Ac, W/O Brake, White  
 (Optional), 2-23, 2-25  
 Wheel Bearing Kit, Rear, Afmkt [T17], 2-31  
 Wheel, 01.6d 0.72w 0.21b, 3-31, 3-35  
 Wheel, 04.0d 0.89w 0.64b, 2-59, 3-19,  
 3-21  
 Wheel, 05.0d 2.00w 0.75b, Gray, W/ Bshg,  
 2-7, 3-89  
 Wheel, Steering, 14.4d, 2-11  
 Wire, Tie [W/.25" Fir Tree Clip], 2-37, 3-17,  
 3-25, 3-41, 3-51, 3-63, 3-95  
 Wire, Tie [W/.25" Fir Tree Clip], 2-49, 3-79

